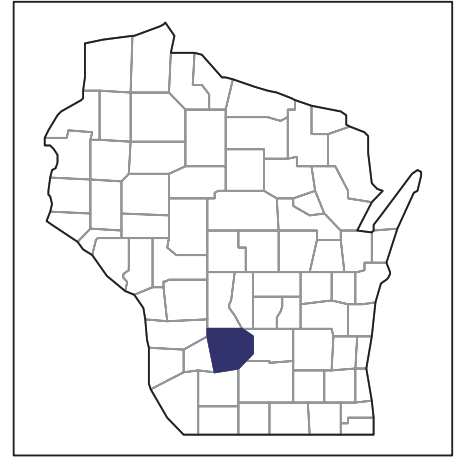


2007 CENSUS OF AGRICULTURE



Sauk County – Wisconsin

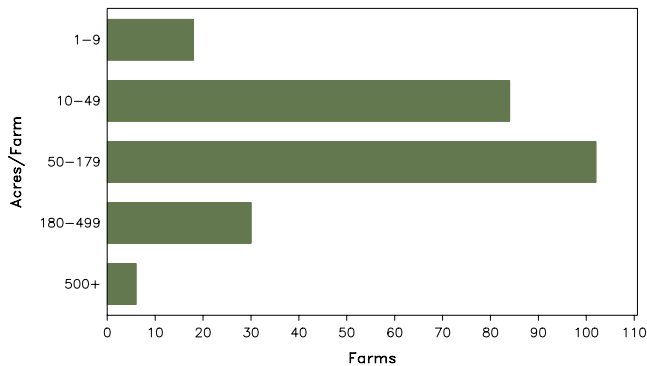
Farms with Women Principal Operators Compared with All Farms

	Women Principal Operators	All Farms
Number of Farms	240	1,923
Land in Farms	28,961 acres	358,919 acres
Average Size of Farm	121 acres	187 acres
Market Value of Products Sold	\$8,722,000	\$179,819,000
Crop Sales	\$3,310,000	\$41,319,000
Livestock Sales	\$5,412,000	\$138,501,000
Average Per Farm	\$36,341	\$93,510
Government Payments	\$316,000	\$4,034,000
Average Per Farm Receiving Payments	\$2,768	\$3,466

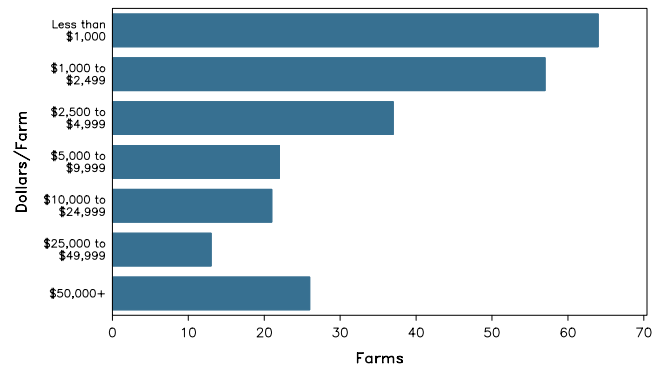
See footnotes on reverse page.

Farms with Women Principal Operators

Farms by Size



Farms by Economic Size



2007 CENSUS OF AGRICULTURE

Sauk County – Wisconsin Farms with Women Principal Operators

Selected Highlights

Item	Farms	Quantity
MARKET VALUE OF AGRICULTURAL PRODUCTS SOLD (\$1,000)		
Total value of agricultural products sold	240	8,722
Value of crops including nursery and greenhouse	92	3,310
Value of livestock, poultry, and their products	86	5,412
VALUE OF SALES BY COMMODITY GROUP (\$1,000)		
Grains, oilseeds, dry beans, and dry peas	37	1,926
Tobacco	-	-
Cotton and cottonseed	-	-
Vegetables, melons, potatoes and sweet potatoes	8	(D)
Fruits, tree nuts, and berries	7	895
Nursery, greenhouse, floriculture, and sod	12	223
Cut Christmas trees and short rotation woody crops	2	(D)
Other crops and hay	49	228
Poultry and eggs	19	6
Cattle and calves	55	(D)
Milk and other dairy products from cows	18	3,495
Hogs and pigs	-	-
Sheep, goats, and their products	12	36
Horses, ponies, mules, burros, and donkeys	11	70
Aquaculture	-	-
Other animals and other animal products	6	(D)
TOP CROP ITEMS (acres)		
Corn for grain	43	3,711
Forage - land used for all hay and haylage, grass silage, and greenchop	107	3,669
Soybeans for beans	31	1,764
Wheat for grain, all	7	521
Corn for silage or greenchop	16	422
TOP LIVESTOCK INVENTORY ITEMS (number)		
Cattle and calves	75	3,574
Horses and ponies	80	549
Layers	30	331
Sheep and lambs	8	221
Goats, all	14	150

Operator Characteristics

Item	Quantity
Primary occupation:	
Farming	83
Other	157
Days worked off farm:	
None	101
Any	139
Years on present farm:	
2 years or less	7
3 to 4 years	25
5 to 9 years	41
10 years or more	167
Age group:	
Under 45 years	45
45 to 64 years	123
65 years and over	72
Average age of principal operator (years)	58.3

Economic Characteristics

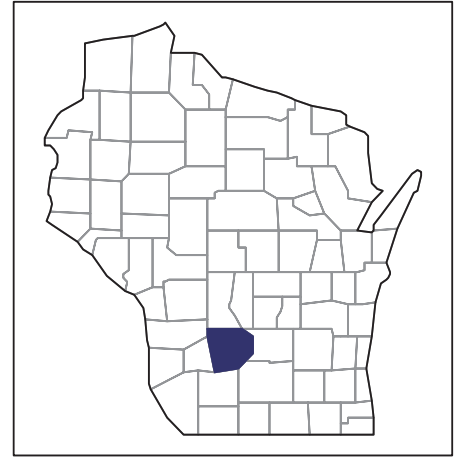
Item	Quantity
Farms by value of sales:	
Less than \$1,000	127
\$1,000 to \$2,499	21
\$2,500 to \$4,999	13
\$5,000 to \$9,999	22
\$10,000 to \$49,999	31
\$50,000 to \$99,999	8
\$100,000 to \$249,999	9
\$250,000 to \$499,999	6
\$500,000 or more	3
Total farm production expenses (\$1,000)	8,165
Average per farm (\$)	34,021
Net cash farm income of operation (\$1,000)	1,364
Average per farm (\$)	5,683
Value of agricultural products sold directly to individuals for human consumption (\$1,000)	115
Total organic product sales (\$1,000)	9
Total income from farm-related sources, gross before taxes and expenses (\$1,000)	492

See "Census of Agriculture, Volume 1, Geographic Area Series" for complete footnotes, explanations, definitions, and methodology.
(D) Cannot be disclosed. (Z) Less than half of the unit shown.

2007 CENSUS OF AGRICULTURE

Sauk County – Wisconsin

Farms with Spanish, Hispanic, or Latino Operators Compared with All Farms



Data are not available at this geographic level for farms with Spanish, Hispanic, or Latino operators.



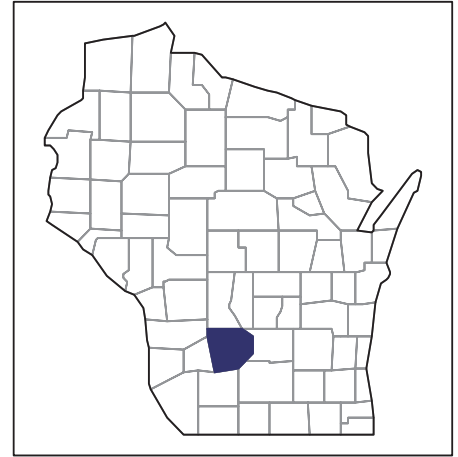
United States Department of Agriculture
National Agricultural Statistics Service

www.agcensus.usda.gov

2007 CENSUS OF AGRICULTURE

Sauk County – Wisconsin

Farms with American Indian or Alaska Native Operators Compared with All Farms



Data are not available at this geographic level for farms with American Indian or Alaska Native operators.



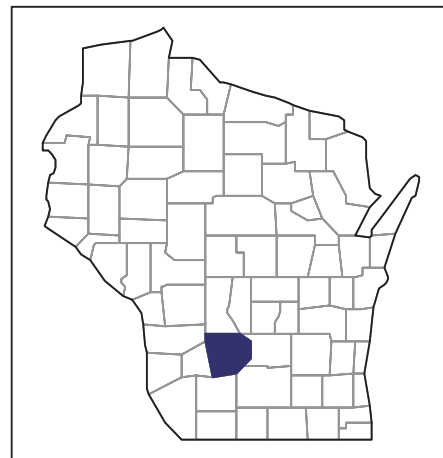
United States Department of Agriculture
National Agricultural Statistics Service

www.agcensus.usda.gov

2007 CENSUS OF AGRICULTURE

Sauk County – Wisconsin

**Farms with Asian Operators
Compared with All Farms**



Data are not available at this geographic level for farms with Asian operators.



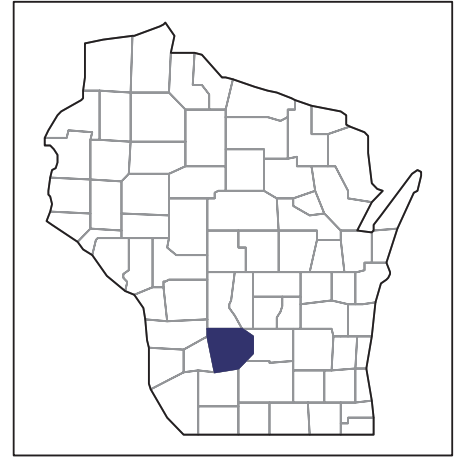
United States Department of Agriculture
National Agricultural Statistics Service

www.agcensus.usda.gov

2007 CENSUS OF AGRICULTURE

Sauk County – Wisconsin

Farms with Black or African American Operators Compared with All Farms



Data are not available at this geographic level for farms with Black or African American operators.



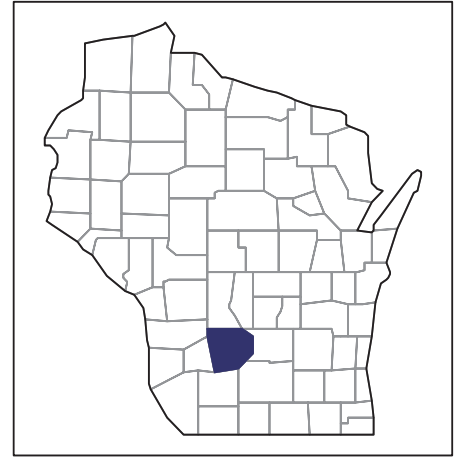
United States Department of Agriculture
National Agricultural Statistics Service

www.agcensus.usda.gov

2007 CENSUS OF AGRICULTURE

Sauk County – Wisconsin

Farms with Native Hawaiian or Other Pacific Islander Operators Compared with All Farms



Data are not available at this geographic level for farms with Native Hawaiian or Other Pacific Islander operators.



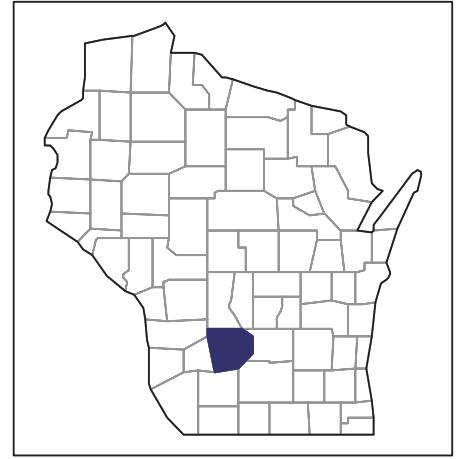
United States Department of Agriculture
National Agricultural Statistics Service

www.agcensus.usda.gov

2007 CENSUS OF AGRICULTURE

Sauk County – Wisconsin

Farms with White Operators
Compared with All Farms



Data are not available at this geographic level for farms with White operators.



United States Department of Agriculture
National Agricultural Statistics Service

www.agcensus.usda.gov

