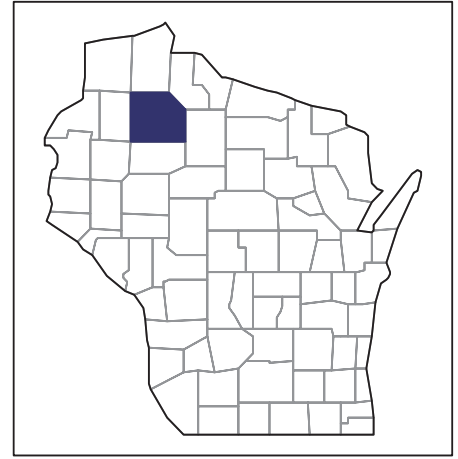


2007 CENSUS OF AGRICULTURE



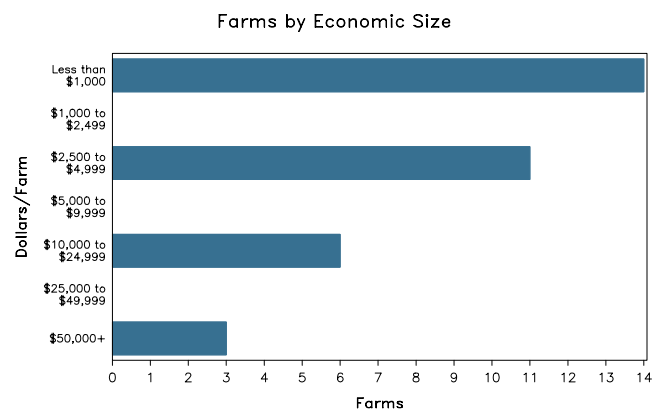
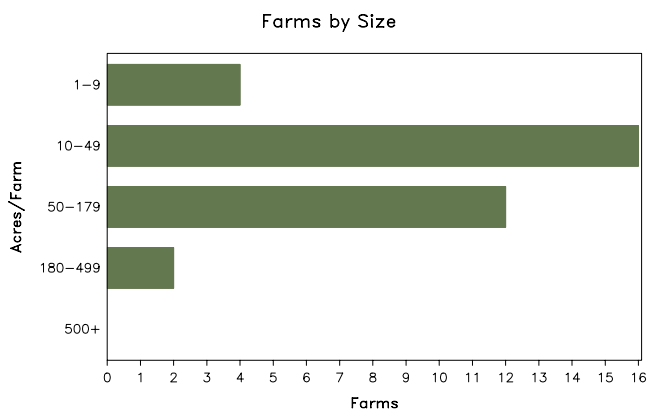
Sawyer County – Wisconsin

Farms with Women Principal Operators Compared with All Farms

	Women Principal Operators	All Farms
Number of Farms	34	231
Land in Farms	1,854 acres	47,093 acres
Average Size of Farm	55 acres	204 acres
Market Value of Products Sold	\$363,000	\$17,359,000
Crop Sales	\$98,000	\$7,045,000
Livestock Sales	\$264,000	\$10,314,000
Average Per Farm	\$10,663	\$75,148
Government Payments	\$8,000	\$330,000
Average Per Farm Receiving Payments	\$1,933	\$6,222

See footnotes on reverse page.

Farms with Women Principal Operators



2007 CENSUS OF AGRICULTURE

Sawyer County – Wisconsin Farms with Women Principal Operators

Selected Highlights

Item	Farms	Quantity
MARKET VALUE OF AGRICULTURAL PRODUCTS SOLD (\$1,000)		
Total value of agricultural products sold	34	363
Value of crops including nursery and greenhouse	10	98
Value of livestock, poultry, and their products	22	264
VALUE OF SALES BY COMMODITY GROUP (\$1,000)		
Grains, oilseeds, dry beans, and dry peas	-	-
Tobacco	-	-
Cotton and cottonseed	-	-
Vegetables, melons, potatoes and sweet potatoes	2	(D)
Fruits, tree nuts, and berries	2	(D)
Nursery, greenhouse, floriculture, and sod	4	66
Cut Christmas trees and short rotation woody crops	-	-
Other crops and hay	6	9
Poultry and eggs	13	11
Cattle and calves	8	48
Milk and other dairy products from cows	3	180
Hogs and pigs	2	(D)
Sheep, goats, and their products	5	2
Horses, ponies, mules, burros, and donkeys	2	(D)
Aquaculture	-	-
Other animals and other animal products	7	11
TOP CROP ITEMS (acres)		
Forage - land used for all hay and haylage, grass silage, and greenchop	14	550
Floriculture crops, total	2	(D)
Vegetables harvested for sale	2	(D)
Land in berries	2	(D)
TOP LIVESTOCK INVENTORY ITEMS (number)		
Layers	11	356
Cattle and calves	8	213
Broilers and other meat-type chickens	2	(D)
Sheep and lambs	5	157
Alpacas	7	114

Operator Characteristics

Item	Quantity
Primary occupation:	
Farming	16
Other	18
Days worked off farm:	
None	8
Any	26
Years on present farm:	
2 years or less	-
3 to 4 years	7
5 to 9 years	18
10 years or more	9
Age group:	
Under 45 years	6
45 to 64 years	26
65 years and over	2
Average age of principal operator (years)	51.9

Economic Characteristics

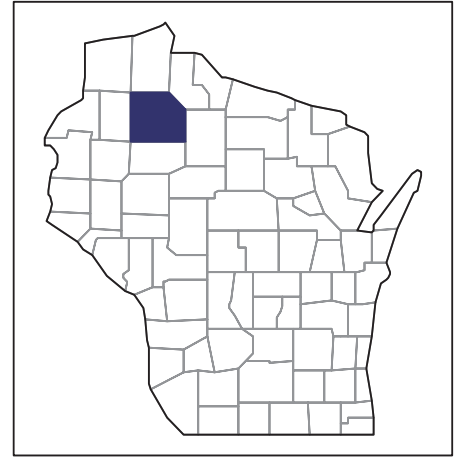
Item	Quantity
Farms by value of sales:	
Less than \$1,000	14
\$1,000 to \$2,499	-
\$2,500 to \$4,999	11
\$5,000 to \$9,999	-
\$10,000 to \$49,999	6
\$50,000 to \$99,999	3
\$100,000 to \$249,999	-
\$250,000 to \$499,999	-
\$500,000 or more	-
Total farm production expenses (\$1,000)	549
Average per farm (\$)	16,157
Net cash farm income of operation (\$1,000)	-166
Average per farm (\$)	-4,874
Value of agricultural products sold directly to individuals for human consumption (\$1,000)	6
Total organic product sales (\$1,000)	(D)
Total income from farm-related sources, gross before taxes and expenses (\$1,000)	13

See "Census of Agriculture, Volume 1, Geographic Area Series" for complete footnotes, explanations, definitions, and methodology.
(D) Cannot be disclosed. (Z) Less than half of the unit shown.

2007 CENSUS OF AGRICULTURE

Sawyer County – Wisconsin

Farms with Spanish, Hispanic, or Latino Operators Compared with All Farms



Data are not available at this geographic level for farms with Spanish, Hispanic, or Latino operators.



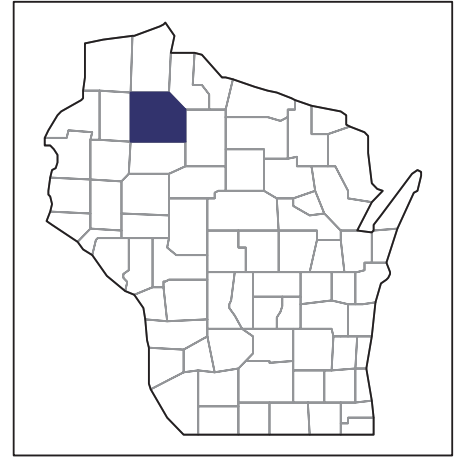
United States Department of Agriculture
National Agricultural Statistics Service

www.agcensus.usda.gov

2007 CENSUS OF AGRICULTURE

Sawyer County – Wisconsin

Farms with American Indian or Alaska Native Operators Compared with All Farms



Data are not available at this geographic level for farms with American Indian or Alaska Native operators.



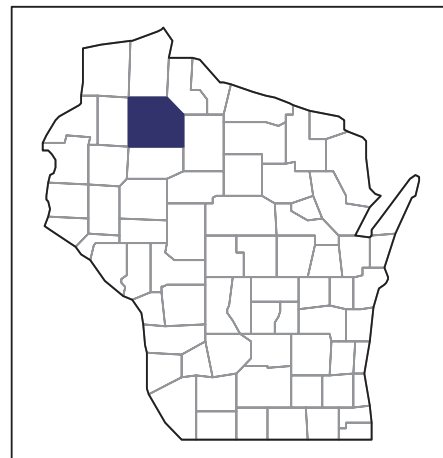
United States Department of Agriculture
National Agricultural Statistics Service

www.agcensus.usda.gov

2007 CENSUS OF AGRICULTURE

Sawyer County – Wisconsin

**Farms with Asian Operators
Compared with All Farms**



Data are not available at this geographic level for farms with Asian operators.



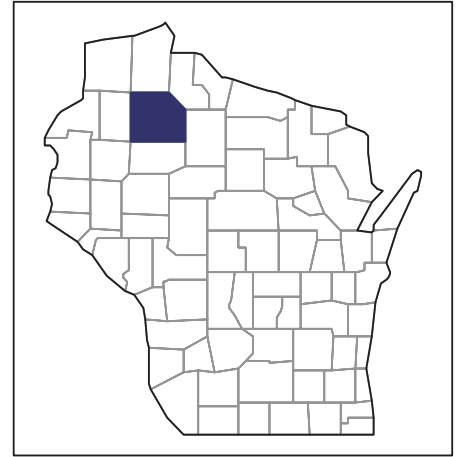
United States Department of Agriculture
National Agricultural Statistics Service

www.agcensus.usda.gov

2007 CENSUS OF AGRICULTURE

Sawyer County – Wisconsin

Farms with Black or African American Operators Compared with All Farms



Data are not available at this geographic level for farms with Black or African American operators.



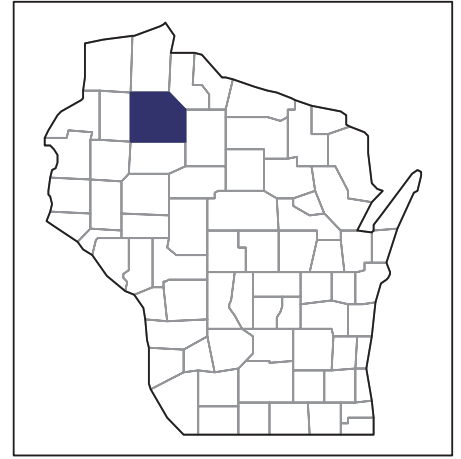
United States Department of Agriculture
National Agricultural Statistics Service

www.agcensus.usda.gov

2007 CENSUS OF AGRICULTURE

Sawyer County – Wisconsin

Farms with Native Hawaiian or Other Pacific Islander Operators Compared with All Farms



Data are not available at this geographic level for farms with Native Hawaiian or Other Pacific Islander operators.



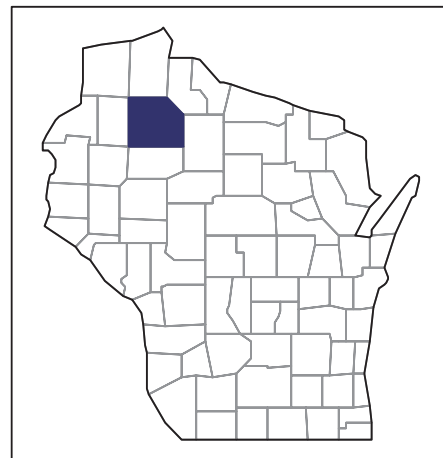
United States Department of Agriculture
National Agricultural Statistics Service

www.agcensus.usda.gov

2007 CENSUS OF AGRICULTURE

Sawyer County – Wisconsin

**Farms with White Operators
Compared with All Farms**



Data are not available at this geographic level for farms with White operators.



United States Department of Agriculture
National Agricultural Statistics Service

www.agcensus.usda.gov

