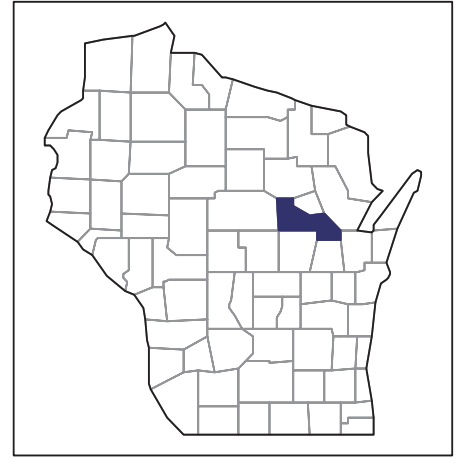


2007 CENSUS OF AGRICULTURE



Shawano County – Wisconsin

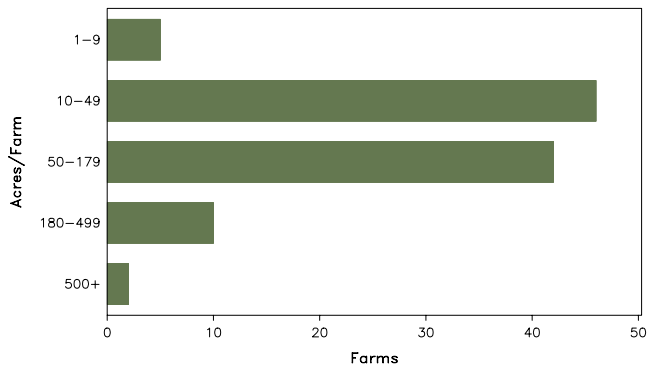
Farms with Women Principal Operators Compared with All Farms

	Women Principal Operators	All Farms
Number of Farms	105	1,450
Land in Farms	9,018 acres	271,718 acres
Average Size of Farm	86 acres	187 acres
Market Value of Products Sold	\$3,067,000	\$199,105,000
Crop Sales	\$306,000	\$21,802,000
Livestock Sales	\$2,761,000	\$177,303,000
Average Per Farm	\$29,209	\$137,314
Government Payments	\$59,000	\$3,097,000
Average Per Farm Receiving Payments	\$957	\$3,294

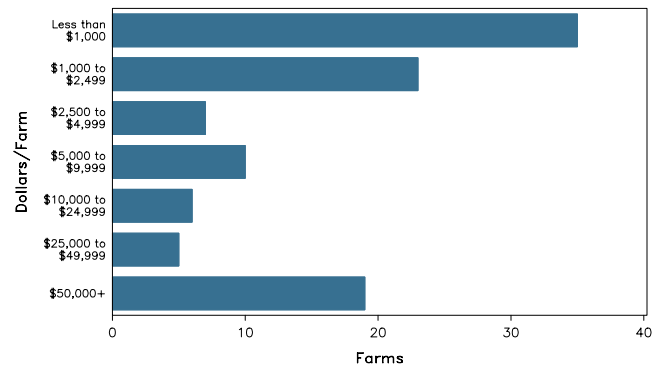
See footnotes on reverse page.

Farms with Women Principal Operators

Farms by Size



Farms by Economic Size



2007 CENSUS OF AGRICULTURE

Shawano County – Wisconsin Farms with Women Principal Operators

Selected Highlights

Item	Farms	Quantity
MARKET VALUE OF AGRICULTURAL PRODUCTS SOLD (\$1,000)		
Total value of agricultural products sold	105	3,067
Value of crops including nursery and greenhouse	44	306
Value of livestock, poultry, and their products	70	2,761
VALUE OF SALES BY COMMODITY GROUP (\$1,000)		
Grains, oilseeds, dry beans, and dry peas	19	83
Tobacco	-	-
Cotton and cottonseed	-	-
Vegetables, melons, potatoes and sweet potatoes	1	(D)
Fruits, tree nuts, and berries	2	(D)
Nursery, greenhouse, floriculture, and sod	3	(D)
Cut Christmas trees and short rotation woody crops	4	30
Other crops and hay	26	41
Poultry and eggs	29	18
Cattle and calves	29	436
Milk and other dairy products from cows	17	2,081
Hogs and pigs	10	5
Sheep, goats, and their products	11	190
Horses, ponies, mules, burros, and donkeys	9	30
Aquaculture	-	-
Other animals and other animal products	6	1
TOP CROP ITEMS (acres)		
Forage - land used for all hay and haylage, grass silage, and greenchop	59	2,328
Corn for silage or greenchop	19	599
Corn for grain	14	469
Oats for grain	14	300
Soybeans for beans	6	148
TOP LIVESTOCK INVENTORY ITEMS (number)		
Cattle and calves	44	1,946
Broilers and other meat-type chickens	10	993
Goats, all	21	741
Layers	27	727
Horses and ponies	45	261

Operator Characteristics

Item	Quantity
Primary occupation:	
Farming	50
Other	55
Days worked off farm:	
None	39
Any	66
Years on present farm:	
2 years or less	15
3 to 4 years	8
5 to 9 years	16
10 years or more	66
Age group:	
Under 45 years	34
45 to 64 years	51
65 years and over	20
Average age of principal operator (years)	51.2

Economic Characteristics

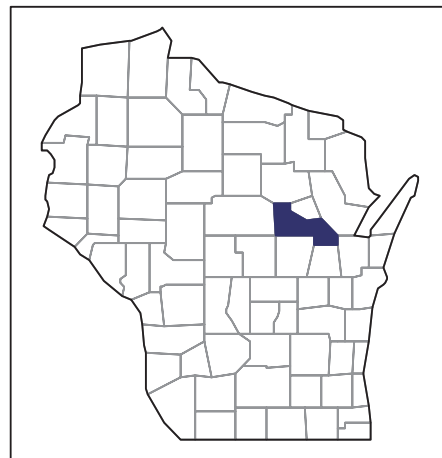
Item	Quantity
Farms by value of sales:	
Less than \$1,000	50
\$1,000 to \$2,499	10
\$2,500 to \$4,999	5
\$5,000 to \$9,999	10
\$10,000 to \$49,999	12
\$50,000 to \$99,999	6
\$100,000 to \$249,999	10
\$250,000 to \$499,999	2
\$500,000 or more	-
Total farm production expenses (\$1,000)	2,938
Average per farm (\$)	27,979
Net cash farm income of operation (\$1,000)	468
Average per farm (\$)	4,455
Value of agricultural products sold directly to individuals for human consumption (\$1,000)	18
Total organic product sales (\$1,000)	20
Total income from farm-related sources, gross before taxes and expenses (\$1,000)	279

See "Census of Agriculture, Volume 1, Geographic Area Series" for complete footnotes, explanations, definitions, and methodology.
(D) Cannot be disclosed. (Z) Less than half of the unit shown.

2007 CENSUS OF AGRICULTURE

Shawano County – Wisconsin

Farms with Spanish, Hispanic, or Latino Operators Compared with All Farms



Data are not available at this geographic level for farms with Spanish, Hispanic, or Latino operators.



United States Department of Agriculture
National Agricultural Statistics Service

www.agcensus.usda.gov

2007 CENSUS OF AGRICULTURE

Shawano County – Wisconsin

Farms with American Indian or Alaska Native Operators Compared with All Farms



Data are not available at this geographic level for farms with American Indian or Alaska Native operators.



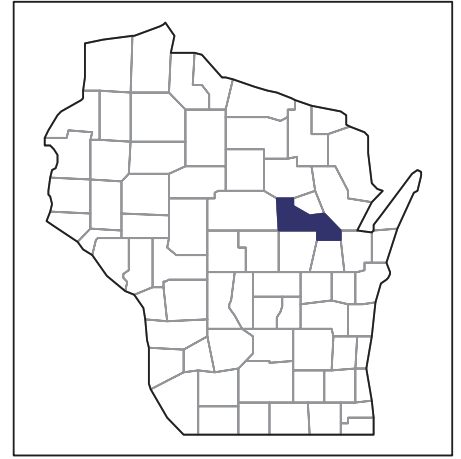
United States Department of Agriculture
National Agricultural Statistics Service

www.agcensus.usda.gov

2007 CENSUS *OF* AGRICULTURE

Shawano County – Wisconsin

**Farms with Asian Operators
Compared with All Farms**



Data are not available at this geographic level for farms with Asian operators.



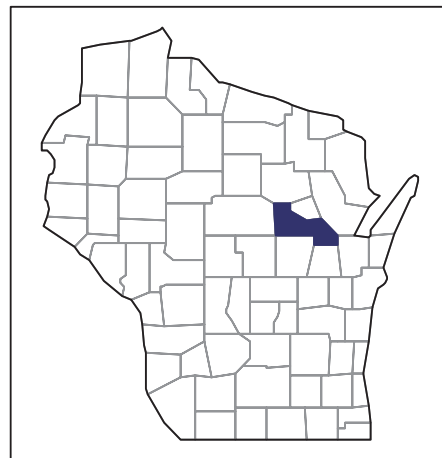
United States Department of Agriculture
National Agricultural Statistics Service

www.agcensus.usda.gov

2007 CENSUS OF AGRICULTURE

Shawano County – Wisconsin

Farms with Black or African American Operators Compared with All Farms



Data are not available at this geographic level for farms with Black or African American operators.



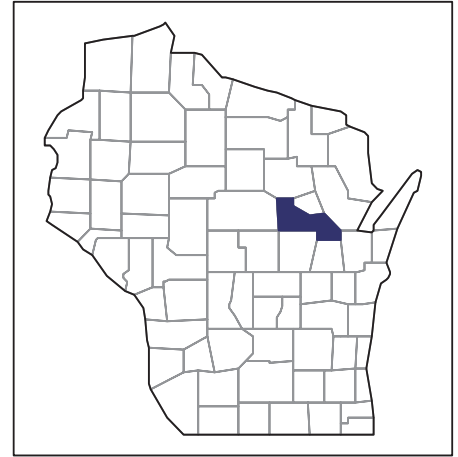
United States Department of Agriculture
National Agricultural Statistics Service

www.agcensus.usda.gov

2007 CENSUS OF AGRICULTURE

Shawano County – Wisconsin

Farms with Native Hawaiian or Other Pacific Islander Operators Compared with All Farms



Data are not available at this geographic level for farms with Native Hawaiian or Other Pacific Islander operators.



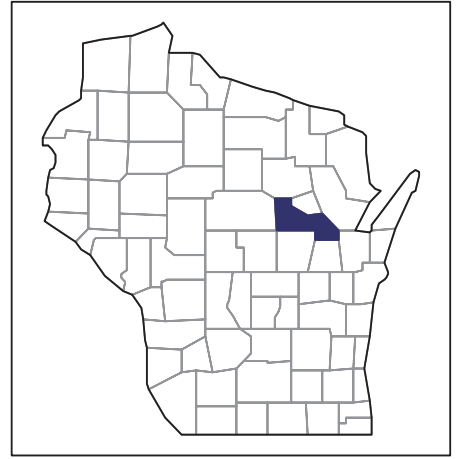
United States Department of Agriculture
National Agricultural Statistics Service

www.agcensus.usda.gov

2007 CENSUS OF AGRICULTURE

Shawano County – Wisconsin

**Farms with White Operators
Compared with All Farms**



Data are not available at this geographic level for farms with White operators.



United States Department of Agriculture
National Agricultural Statistics Service

www.agcensus.usda.gov

