

2007 CENSUS OF AGRICULTURE



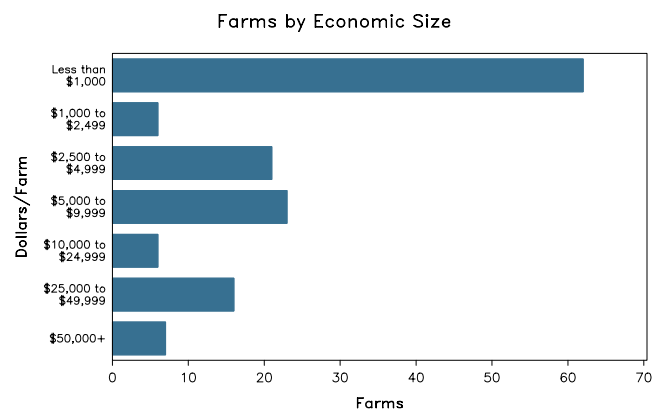
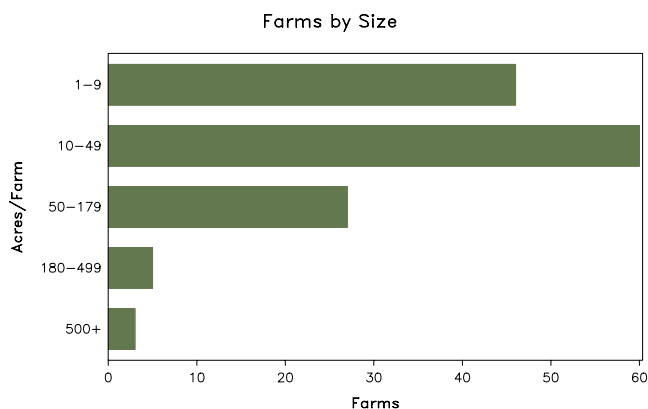
Sheboygan County – Wisconsin

Farms with Women Principal Operators Compared with All Farms

	Women Principal Operators	All Farms
Number of Farms	141	1,059
Land in Farms	7,858 acres	191,719 acres
Average Size of Farm	56 acres	181 acres
Market Value of Products Sold	\$2,889,000	\$166,866,000
Crop Sales	\$1,069,000	\$33,803,000
Livestock Sales	\$1,821,000	\$133,062,000
Average Per Farm	\$20,492	\$157,569
Government Payments	\$75,000	\$2,134,000
Average Per Farm Receiving Payments	\$2,192	\$3,404

See footnotes on reverse page.

Farms with Women Principal Operators



2007 CENSUS OF AGRICULTURE

Sheboygan County – Wisconsin Farms with Women Principal Operators

Selected Highlights

Item	Farms	Quantity
MARKET VALUE OF AGRICULTURAL PRODUCTS SOLD (\$1,000)		
Total value of agricultural products sold	141	2,889
Value of crops including nursery and greenhouse	61	1,069
Value of livestock, poultry, and their products	60	1,821
VALUE OF SALES BY COMMODITY GROUP (\$1,000)		
Grains, oilseeds, dry beans, and dry peas	25	704
Tobacco	-	-
Cotton and cottonseed	-	-
Vegetables, melons, potatoes and sweet potatoes	16	72
Fruits, tree nuts, and berries	2	(D)
Nursery, greenhouse, floriculture, and sod	8	112
Cut Christmas trees and short rotation woody crops	3	(D)
Other crops and hay	24	113
Poultry and eggs	18	20
Cattle and calves	19	168
Milk and other dairy products from cows	14	1,476
Hogs and pigs	7	34
Sheep, goats, and their products	18	33
Horses, ponies, mules, burros, and donkeys	7	78
Aquaculture	-	-
Other animals and other animal products	6	13
TOP CROP ITEMS (acres)		
Corn for grain	16	1,974
Forage - land used for all hay and haylage, grass silage, and greenchop	45	1,809
Soybeans for beans	16	502
Wheat for grain, all	12	334
Corn for silage or greenchop	5	230
TOP LIVESTOCK INVENTORY ITEMS (number)		
Cattle and calves	28	1,110
Horses and ponies	70	794
Layers	27	535
Broilers and other meat-type chickens	5	515
Sheep and lambs	20	388

Operator Characteristics

Item	Quantity
Primary occupation:	
Farming	61
Other	80
Days worked off farm:	
None	60
Any	81
Years on present farm:	
2 years or less	7
3 to 4 years	11
5 to 9 years	32
10 years or more	91
Age group:	
Under 45 years	39
45 to 64 years	75
65 years and over	27
Average age of principal operator (years)	52.2

Economic Characteristics

Item	Quantity
Farms by value of sales:	
Less than \$1,000	64
\$1,000 to \$2,499	6
\$2,500 to \$4,999	19
\$5,000 to \$9,999	23
\$10,000 to \$49,999	22
\$50,000 to \$99,999	1
\$100,000 to \$249,999	3
\$250,000 to \$499,999	2
\$500,000 or more	1
Total farm production expenses (\$1,000)	4,276
Average per farm (\$)	30,329
Net cash farm income of operation (\$1,000)	-715
Average per farm (\$)	-5,073
Value of agricultural products sold directly to individuals for human consumption (\$1,000)	99
Total organic product sales (\$1,000)	2
Total income from farm-related sources, gross before taxes and expenses (\$1,000)	597

See "Census of Agriculture, Volume 1, Geographic Area Series" for complete footnotes, explanations, definitions, and methodology.
(D) Cannot be disclosed. (Z) Less than half of the unit shown.

2007 CENSUS OF AGRICULTURE

Sheboygan County – Wisconsin

Farms with Spanish, Hispanic, or Latino Operators Compared with All Farms



Data are not available at this geographic level for farms with Spanish, Hispanic, or Latino operators.



United States Department of Agriculture
National Agricultural Statistics Service

www.agcensus.usda.gov

2007 CENSUS OF AGRICULTURE

Sheboygan County – Wisconsin

Farms with American Indian or Alaska Native Operators Compared with All Farms



Data are not available at this geographic level for farms with American Indian or Alaska Native operators.



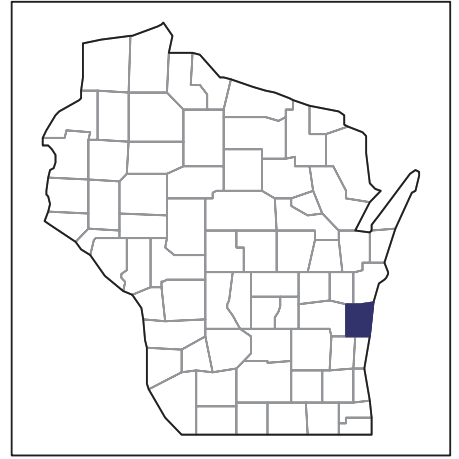
United States Department of Agriculture
National Agricultural Statistics Service

www.agcensus.usda.gov

2007 CENSUS OF AGRICULTURE

Sheboygan County – Wisconsin

Farms with Asian Operators
Compared with All Farms



Data are not available at this geographic level for farms with Asian operators.



United States Department of Agriculture
National Agricultural Statistics Service

www.agcensus.usda.gov

2007 CENSUS OF AGRICULTURE

Sheboygan County – Wisconsin

Farms with Black or African American Operators Compared with All Farms



Data are not available at this geographic level for farms with Black or African American operators.



United States Department of Agriculture
National Agricultural Statistics Service

www.agcensus.usda.gov

2007 CENSUS OF AGRICULTURE

Sheboygan County – Wisconsin

Farms with Native Hawaiian or Other Pacific Islander Operators Compared with All Farms



Data are not available at this geographic level for farms with Native Hawaiian or Other Pacific Islander operators.



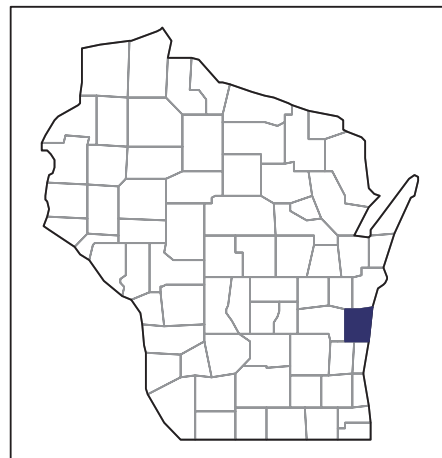
United States Department of Agriculture
National Agricultural Statistics Service

www.agcensus.usda.gov

2007 CENSUS OF AGRICULTURE

Sheboygan County – Wisconsin

**Farms with White Operators
Compared with All Farms**



Data are not available at this geographic level for farms with White operators.



United States Department of Agriculture
National Agricultural Statistics Service

www.agcensus.usda.gov

