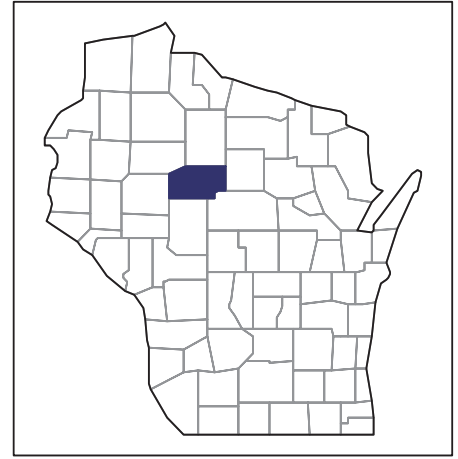


2007 CENSUS OF AGRICULTURE



Taylor County – Wisconsin

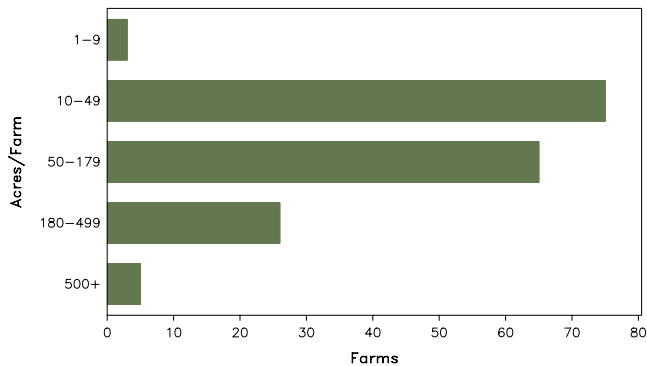
Farms with Women Principal Operators Compared with All Farms

	Women Principal Operators	All Farms
Number of Farms	174	1,208
Land in Farms	20,131 acres	242,932 acres
Average Size of Farm	116 acres	201 acres
Market Value of Products Sold	\$6,015,000	\$92,398,000
Crop Sales	\$889,000	\$13,524,000
Livestock Sales	\$5,126,000	\$78,874,000
Average Per Farm	\$34,567	\$76,489
Government Payments	\$116,000	\$1,561,000
Average Per Farm Receiving Payments	\$2,330	\$3,014

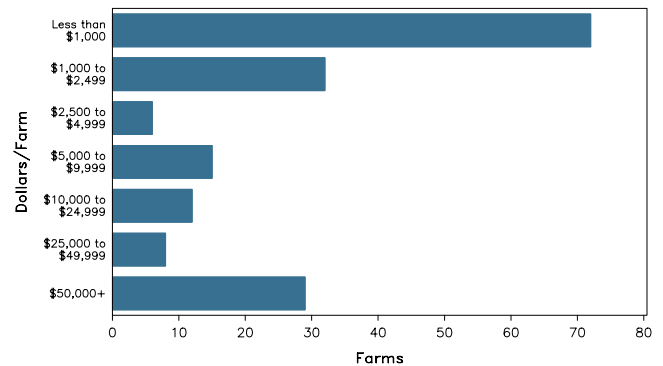
See footnotes on reverse page.

Farms with Women Principal Operators

Farms by Size



Farms by Economic Size



2007 CENSUS OF AGRICULTURE

Taylor County – Wisconsin Farms with Women Principal Operators

Selected Highlights

Item	Farms	Quantity
MARKET VALUE OF AGRICULTURAL PRODUCTS SOLD (\$1,000)		
Total value of agricultural products sold	174	6,015
Value of crops including nursery and greenhouse	70	889
Value of livestock, poultry, and their products	90	5,126
VALUE OF SALES BY COMMODITY GROUP (\$1,000)		
Grains, oilseeds, dry beans, and dry peas	26	410
Tobacco	-	-
Cotton and cottonseed	-	-
Vegetables, melons, potatoes and sweet potatoes	-	-
Fruits, tree nuts, and berries	-	-
Nursery, greenhouse, floriculture, and sod	3	144
Cut Christmas trees and short rotation woody crops	2	(D)
Other crops and hay	47	(D)
Poultry and eggs	28	(D)
Cattle and calves	44	1,171
Milk and other dairy products from cows	26	3,827
Hogs and pigs	19	(D)
Sheep, goats, and their products	8	60
Horses, ponies, mules, burros, and donkeys	7	16
Aquaculture	-	-
Other animals and other animal products	11	31
TOP CROP ITEMS (acres)		
Forage - land used for all hay and haylage, grass silage, and greenchop	115	4,798
Corn for grain	26	1,653
Soybeans for beans	11	684
Corn for silage or greenchop	21	397
Cut Christmas trees	2	(D)
TOP LIVESTOCK INVENTORY ITEMS (number)		
Cattle and calves	74	3,526
Layers	31	618
Horses and ponies	97	513
Goats, all	18	303
Sheep and lambs	6	107

Operator Characteristics

Item	Quantity
Primary occupation:	
Farming	75
Other	99
Days worked off farm:	
None	66
Any	108
Years on present farm:	
2 years or less	17
3 to 4 years	17
5 to 9 years	36
10 years or more	104
Age group:	
Under 45 years	69
45 to 64 years	82
65 years and over	23
Average age of principal operator (years)	49.0

Economic Characteristics

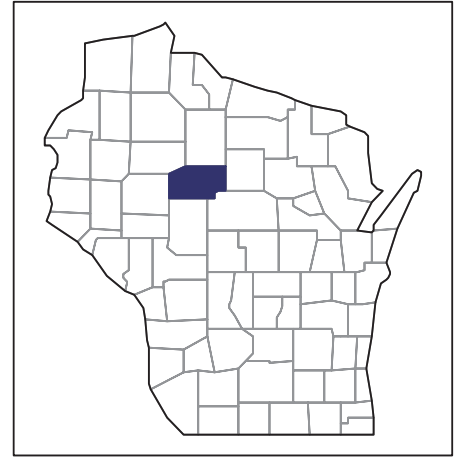
Item	Quantity
Farms by value of sales:	
Less than \$1,000	75
\$1,000 to \$2,499	29
\$2,500 to \$4,999	6
\$5,000 to \$9,999	15
\$10,000 to \$49,999	20
\$50,000 to \$99,999	10
\$100,000 to \$249,999	13
\$250,000 to \$499,999	4
\$500,000 or more	2
Total farm production expenses (\$1,000)	5,376
Average per farm (\$)	30,897
Net cash farm income of operation (\$1,000)	1,260
Average per farm (\$)	7,242
Value of agricultural products sold directly to individuals for human consumption (\$1,000)	179
Total organic product sales (\$1,000)	122
Total income from farm-related sources, gross before taxes and expenses (\$1,000)	505

See "Census of Agriculture, Volume 1, Geographic Area Series" for complete footnotes, explanations, definitions, and methodology.
(D) Cannot be disclosed. (Z) Less than half of the unit shown.

2007 CENSUS OF AGRICULTURE

Taylor County – Wisconsin

Farms with Spanish, Hispanic, or Latino Operators Compared with All Farms



Data are not available at this geographic level for farms with Spanish, Hispanic, or Latino operators.



United States Department of Agriculture
National Agricultural Statistics Service

www.agcensus.usda.gov

2007 CENSUS OF AGRICULTURE

Taylor County – Wisconsin

Farms with American Indian or Alaska Native Operators Compared with All Farms



Data are not available at this geographic level for farms with American Indian or Alaska Native operators.



United States Department of Agriculture
National Agricultural Statistics Service

www.agcensus.usda.gov

2007 CENSUS OF AGRICULTURE

Taylor County – Wisconsin

Farms with Asian Operators
Compared with All Farms



Data are not available at this geographic level for farms with Asian operators.



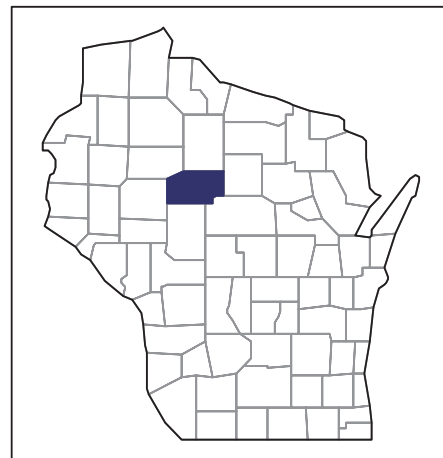
United States Department of Agriculture
National Agricultural Statistics Service

www.agcensus.usda.gov

2007 CENSUS OF AGRICULTURE

Taylor County – Wisconsin

Farms with Black or African American Operators Compared with All Farms



Data are not available at this geographic level for farms with Black or African American operators.



United States Department of Agriculture
National Agricultural Statistics Service

www.agcensus.usda.gov

2007 CENSUS OF AGRICULTURE

Taylor County – Wisconsin

Farms with Native Hawaiian or Other Pacific Islander Operators Compared with All Farms



Data are not available at this geographic level for farms with Native Hawaiian or Other Pacific Islander operators.



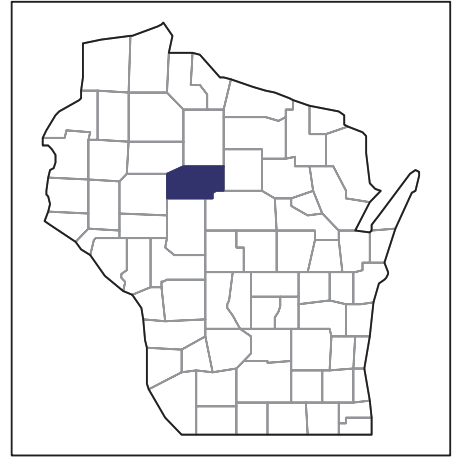
United States Department of Agriculture
National Agricultural Statistics Service

www.agcensus.usda.gov

2007 CENSUS OF AGRICULTURE

Taylor County – Wisconsin

Farms with White Operators
Compared with All Farms



Data are not available at this geographic level for farms with White operators.



United States Department of Agriculture
National Agricultural Statistics Service

www.agcensus.usda.gov

