

# 2007 CENSUS OF AGRICULTURE



## Trempealeau County – Wisconsin

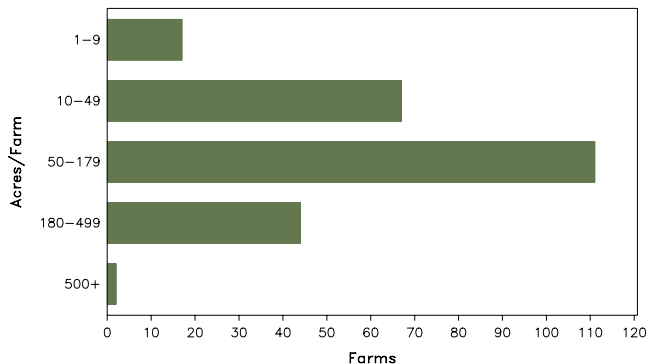
### Farms with Women Principal Operators Compared with All Farms

	Women Principal Operators	All Farms
<b>Number of Farms</b>	241	1,721
<b>Land in Farms</b>	25,100 acres	341,370 acres
<b>Average Size of Farm</b>	104 acres	198 acres
<b>Market Value of Products Sold</b>	\$13,011,000	\$192,439,000
Crop Sales	\$724,000	\$31,689,000
Livestock Sales	\$12,287,000	\$160,749,000
Average Per Farm	\$53,987	\$111,818
<b>Government Payments</b>	\$356,000	\$4,715,000
Average Per Farm Receiving Payments	\$2,129	\$3,644

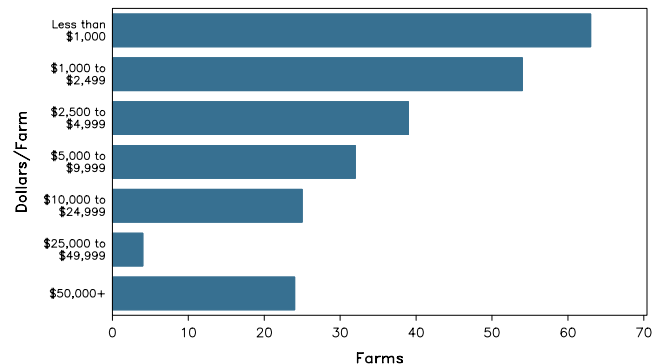
See footnotes on reverse page.

### Farms with Women Principal Operators

Farms by Size



Farms by Economic Size



# 2007 CENSUS OF AGRICULTURE

## Trempealeau County – Wisconsin Farms with Women Principal Operators

### Selected Highlights

Item	Farms	Quantity
<b>MARKET VALUE OF AGRICULTURAL PRODUCTS SOLD (\$1,000)</b>		
Total value of agricultural products sold	241	13,011
Value of crops including nursery and greenhouse	48	724
Value of livestock, poultry, and their products	92	12,287
<b>VALUE OF SALES BY COMMODITY GROUP (\$1,000)</b>		
Grains, oilseeds, dry beans, and dry peas	20	619
Tobacco	-	-
Cotton and cottonseed	-	-
Vegetables, melons, potatoes and sweet potatoes	2	(D)
Fruits, tree nuts, and berries	5	(D)
Nursery, greenhouse, floriculture, and sod	4	32
Cut Christmas trees and short rotation woody crops	-	-
Other crops and hay	27	52
Poultry and eggs	33	9,452
Cattle and calves	47	479
Milk and other dairy products from cows	15	2,052
Hogs and pigs	6	14
Sheep, goats, and their products	18	77
Horses, ponies, mules, burros, and donkeys	12	56
Aquaculture	-	-
Other animals and other animal products	14	156
<b>TOP CROP ITEMS (acres)</b>		
Forage - land used for all hay and haylage, grass silage, and greenchop	61	2,144
Corn for grain	26	1,459
Soybeans for beans	6	500
Corn for silage or greenchop	11	223
Oats for grain	11	202
<b>TOP LIVESTOCK INVENTORY ITEMS (number)</b>		
Broilers and other meat-type chickens	13	(D)
Turkeys	3	(D)
Layers	28	5,465
Cattle and calves	64	1,978
Mink and their pelts	1	(D)

### Operator Characteristics

Item	Quantity
Primary occupation:	
Farming	78
Other	163
Days worked off farm:	
None	105
Any	136
Years on present farm:	
2 years or less	22
3 to 4 years	14
5 to 9 years	40
10 years or more	165
Age group:	
Under 45 years	26
45 to 64 years	142
65 years and over	73
Average age of principal operator (years)	58.1

### Economic Characteristics

Item	Quantity
Farms by value of sales:	
Less than \$1,000	145
\$1,000 to \$2,499	16
\$2,500 to \$4,999	14
\$5,000 to \$9,999	14
\$10,000 to \$49,999	28
\$50,000 to \$99,999	6
\$100,000 to \$249,999	8
\$250,000 to \$499,999	1
\$500,000 or more	9
Total farm production expenses (\$1,000)	10,026
Average per farm (\$)	41,602
Net cash farm income of operation (\$1,000)	3,673
Average per farm (\$)	15,241
Value of agricultural products sold directly to individuals for human consumption (\$1,000)	80
Total organic product sales (\$1,000)	202
Total income from farm-related sources, gross before taxes and expenses (\$1,000)	333

See "Census of Agriculture, Volume 1, Geographic Area Series" for complete footnotes, explanations, definitions, and methodology.  
(D) Cannot be disclosed. (Z) Less than half of the unit shown.

# 2007 CENSUS OF AGRICULTURE

## Trempealeau County – Wisconsin

### Farms with Spanish, Hispanic, or Latino Operators Compared with All Farms



Data are not available at this geographic level for farms with Spanish, Hispanic, or Latino operators.



United States Department of Agriculture  
National Agricultural Statistics Service

[www.agcensus.usda.gov](http://www.agcensus.usda.gov)



# 2007 CENSUS OF AGRICULTURE

## Trempealeau County – Wisconsin

### Farms with American Indian or Alaska Native Operators Compared with All Farms



Data are not available at this geographic level for farms with American Indian or Alaska Native operators.



United States Department of Agriculture  
National Agricultural Statistics Service

[www.agcensus.usda.gov](http://www.agcensus.usda.gov)



# 2007 CENSUS OF AGRICULTURE

**Trempealeau County – Wisconsin**

**Farms with Asian Operators  
Compared with All Farms**



**Data are not available at this geographic level for farms with Asian operators.**



United States Department of Agriculture  
National Agricultural Statistics Service

[www.agcensus.usda.gov](http://www.agcensus.usda.gov)

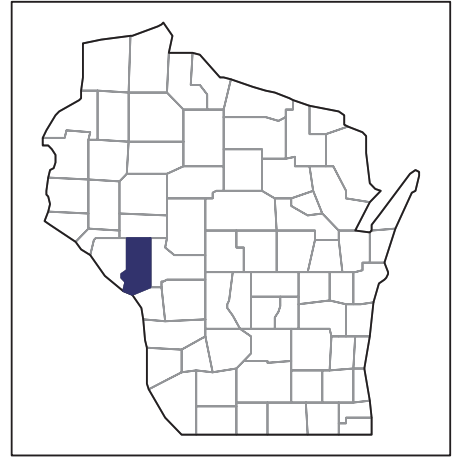




# 2007 CENSUS OF AGRICULTURE

## Trempealeau County – Wisconsin

### Farms with Black or African American Operators Compared with All Farms



Data are not available at this geographic level for farms with Black or African American operators.



United States Department of Agriculture  
National Agricultural Statistics Service

[www.agcensus.usda.gov](http://www.agcensus.usda.gov)



# 2007 CENSUS OF AGRICULTURE

## Trempealeau County – Wisconsin

### Farms with Native Hawaiian or Other Pacific Islander Operators Compared with All Farms



Data are not available at this geographic level for farms with Native Hawaiian or Other Pacific Islander operators.



United States Department of Agriculture  
National Agricultural Statistics Service

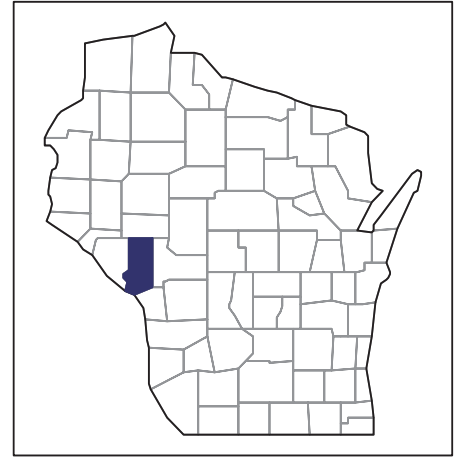
[www.agcensus.usda.gov](http://www.agcensus.usda.gov)



# 2007 CENSUS OF AGRICULTURE

**Trempealeau County – Wisconsin**

**Farms with White Operators  
Compared with All Farms**



**Data are not available at this geographic level for farms with White operators.**



United States Department of Agriculture  
National Agricultural Statistics Service

[www.agcensus.usda.gov](http://www.agcensus.usda.gov)

