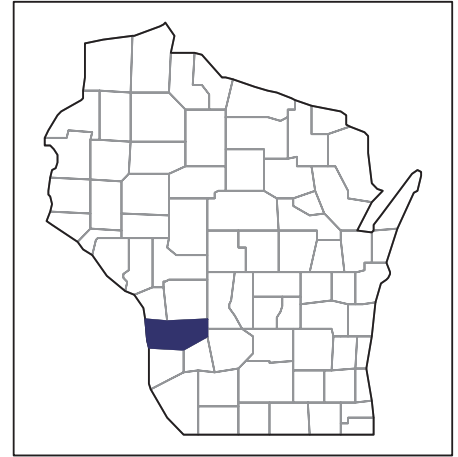


# 2007 CENSUS OF AGRICULTURE



## Vernon County – Wisconsin

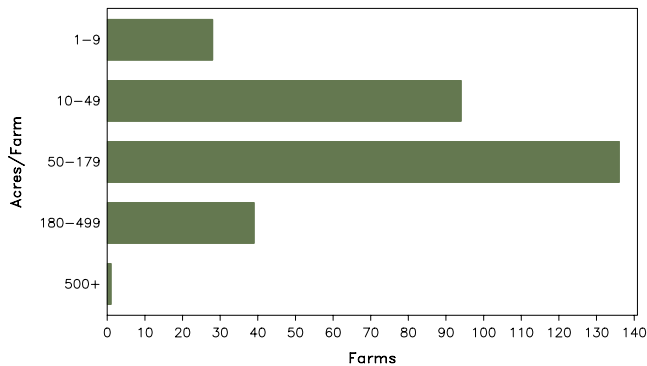
### Farms with Women Principal Operators Compared with All Farms

	Women Principal Operators	All Farms
<b>Number of Farms</b>	298	2,492
<b>Land in Farms</b>	26,859 acres	357,090 acres
<b>Average Size of Farm</b>	90 acres	143 acres
<b>Market Value of Products Sold</b>	\$3,979,000	\$167,490,000
Crop Sales	\$988,000	\$30,268,000
Livestock Sales	\$2,991,000	\$137,222,000
Average Per Farm	\$13,353	\$67,211
<b>Government Payments</b>	\$213,000	\$3,162,000
Average Per Farm Receiving Payments	\$2,107	\$2,689

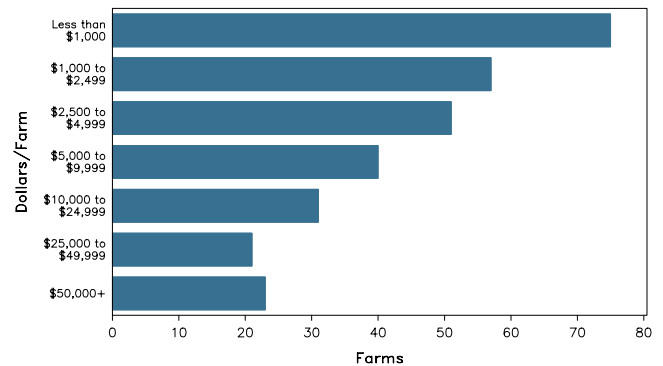
See footnotes on reverse page.

### Farms with Women Principal Operators

Farms by Size



Farms by Economic Size



# 2007 CENSUS OF AGRICULTURE

## Vernon County – Wisconsin Farms with Women Principal Operators

### Selected Highlights

Item	Farms	Quantity
<b>MARKET VALUE OF AGRICULTURAL PRODUCTS SOLD (\$1,000)</b>		
Total value of agricultural products sold	298	3,979
Value of crops including nursery and greenhouse	140	988
Value of livestock, poultry, and their products	144	2,991
<b>VALUE OF SALES BY COMMODITY GROUP (\$1,000)</b>		
Grains, oilseeds, dry beans, and dry peas	60	558
Tobacco	3	9
Cotton and cottonseed	-	-
Vegetables, melons, potatoes and sweet potatoes	17	62
Fruits, tree nuts, and berries	16	(D)
Nursery, greenhouse, floriculture, and sod	6	66
Cut Christmas trees and short rotation woody crops	2	(D)
Other crops and hay	77	252
Poultry and eggs	33	108
Cattle and calves	94	(D)
Milk and other dairy products from cows	34	1,924
Hogs and pigs	11	27
Sheep, goats, and their products	24	55
Horses, ponies, mules, burros, and donkeys	24	50
Aquaculture	2	(D)
Other animals and other animal products	7	(D)
<b>TOP CROP ITEMS (acres)</b>		
Forage - land used for all hay and haylage, grass silage, and greenchop	135	3,699
Corn for grain	52	1,230
Soybeans for beans	11	419
Corn for silage or greenchop	26	333
Oats for grain	24	272
<b>TOP LIVESTOCK INVENTORY ITEMS (number)</b>		
Pheasants	2	(D)
Cattle and calves	133	3,097
Layers	43	1,318
Horses and ponies	115	715
Sheep and lambs	18	696

### Operator Characteristics

Item	Quantity
Primary occupation:	
Farming	123
Other	175
Days worked off farm:	
None	139
Any	159
Years on present farm:	
2 years or less	24
3 to 4 years	34
5 to 9 years	56
10 years or more	184
Age group:	
Under 45 years	68
45 to 64 years	149
65 years and over	81
Average age of principal operator (years)	56.4

### Economic Characteristics

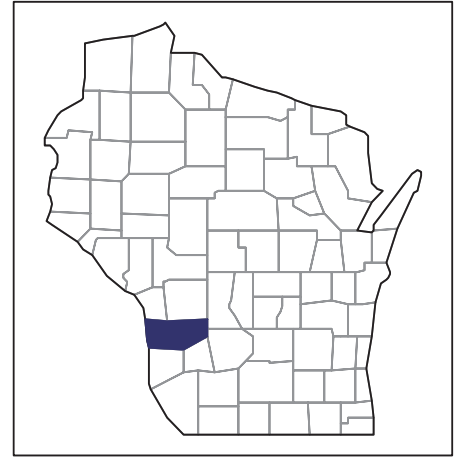
Item	Quantity
Farms by value of sales:	
Less than \$1,000	114
\$1,000 to \$2,499	30
\$2,500 to \$4,999	43
\$5,000 to \$9,999	38
\$10,000 to \$49,999	50
\$50,000 to \$99,999	17
\$100,000 to \$249,999	6
\$250,000 to \$499,999	-
\$500,000 or more	-
Total farm production expenses (\$1,000)	4,675
Average per farm (\$)	15,689
Net cash farm income of operation (\$1,000)	95
Average per farm (\$)	320
Value of agricultural products sold directly to individuals for human consumption (\$1,000)	72
Total organic product sales (\$1,000)	396
Total income from farm-related sources, gross before taxes and expenses (\$1,000)	579

See "Census of Agriculture, Volume 1, Geographic Area Series" for complete footnotes, explanations, definitions, and methodology.  
(D) Cannot be disclosed. (Z) Less than half of the unit shown.

# 2007 CENSUS OF AGRICULTURE

## Vernon County – Wisconsin

### Farms with Spanish, Hispanic, or Latino Operators Compared with All Farms



Data are not available at this geographic level for farms with Spanish, Hispanic, or Latino operators.



United States Department of Agriculture  
National Agricultural Statistics Service

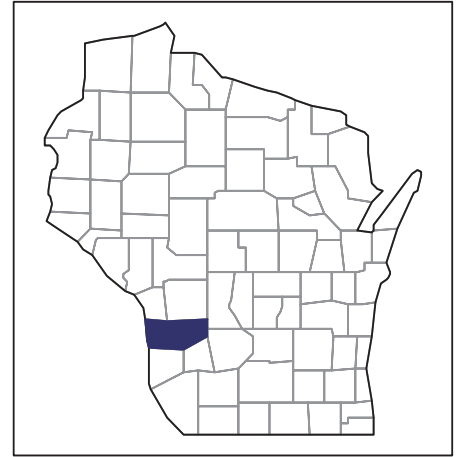
[www.agcensus.usda.gov](http://www.agcensus.usda.gov)



# 2007 CENSUS *OF* AGRICULTURE

Vernon County – Wisconsin

Farms with American Indian or Alaska  
Native Operators Compared with All  
Farms



Data are not available at this geographic level for farms with American Indian or Alaska Native operators.



United States Department of Agriculture  
National Agricultural Statistics Service

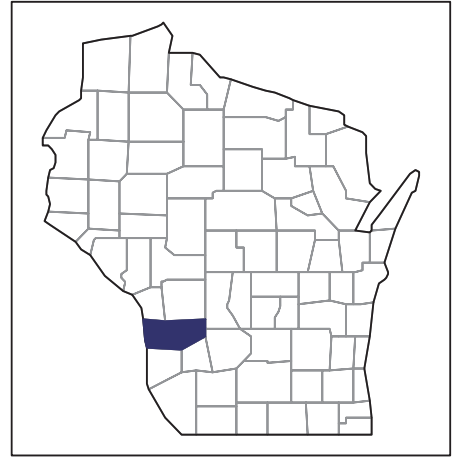
[www.agcensus.usda.gov](http://www.agcensus.usda.gov)



# 2007 CENSUS *OF* **AGRICULTURE**

**Vernon County – Wisconsin**

**Farms with Asian Operators  
Compared with All Farms**



**Data are not available at this geographic level for farms with Asian operators.**



United States Department of Agriculture  
National Agricultural Statistics Service

[www.agcensus.usda.gov](http://www.agcensus.usda.gov)

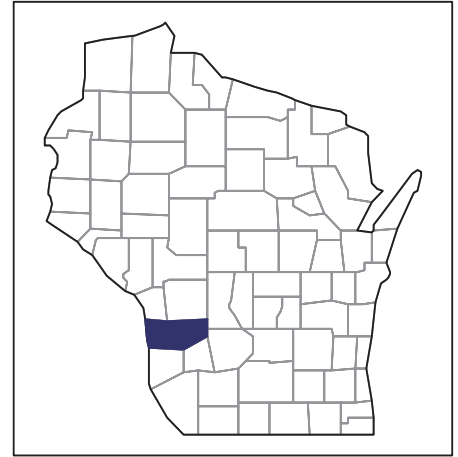




# 2007 CENSUS OF AGRICULTURE

Vernon County – Wisconsin

Farms with Black or African American Operators Compared with All Farms



Data are not available at this geographic level for farms with Black or African American operators.



United States Department of Agriculture  
National Agricultural Statistics Service

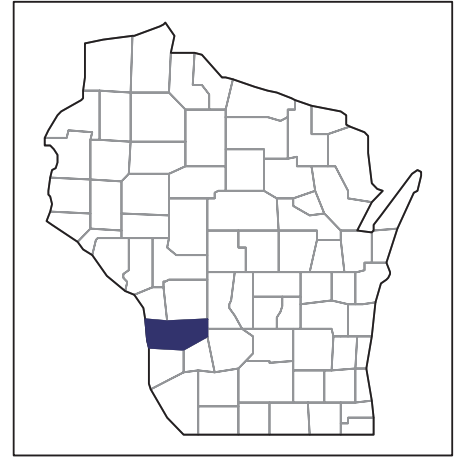
[www.agcensus.usda.gov](http://www.agcensus.usda.gov)



# 2007 CENSUS OF AGRICULTURE

## Vernon County – Wisconsin

### Farms with Native Hawaiian or Other Pacific Islander Operators Compared with All Farms



Data are not available at this geographic level for farms with Native Hawaiian or Other Pacific Islander operators.



United States Department of Agriculture  
National Agricultural Statistics Service

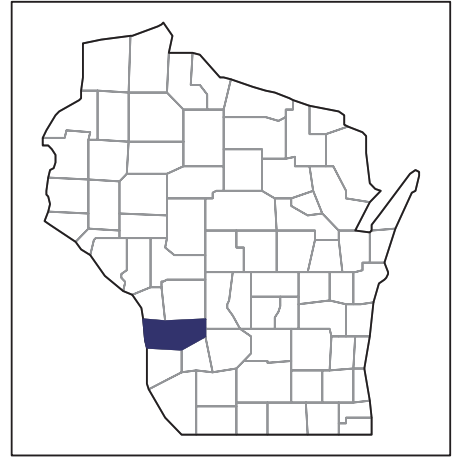
[www.agcensus.usda.gov](http://www.agcensus.usda.gov)



# 2007 CENSUS *OF* AGRICULTURE

**Vernon County – Wisconsin**

**Farms with White Operators  
Compared with All Farms**



**Data are not available at this geographic level for farms with White operators.**



United States Department of Agriculture  
National Agricultural Statistics Service

[www.agcensus.usda.gov](http://www.agcensus.usda.gov)

