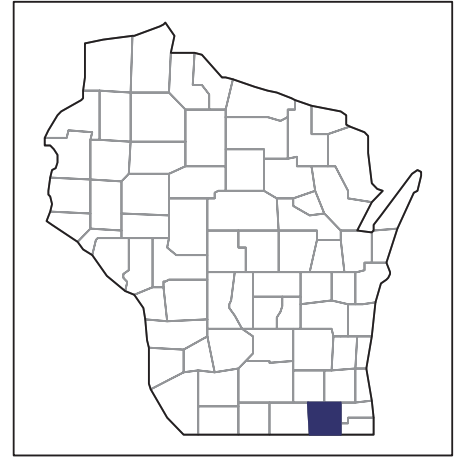


2007 CENSUS OF AGRICULTURE



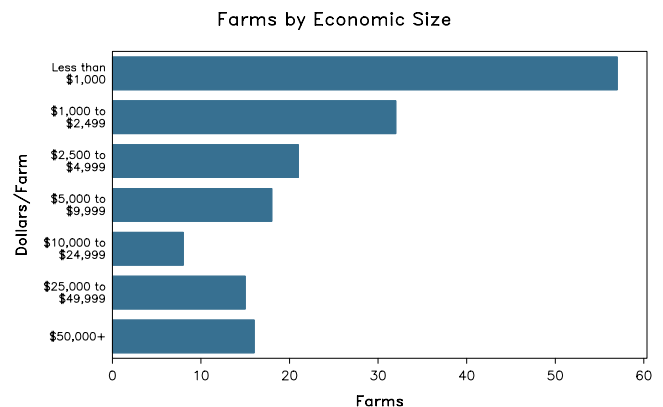
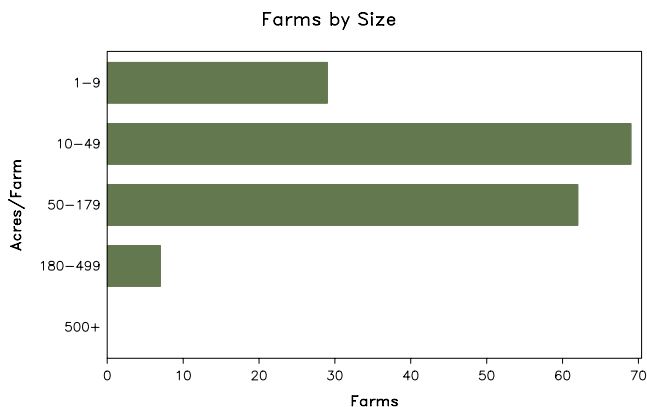
Walworth County – Wisconsin

Farms with Women Principal Operators Compared with All Farms

	Women Principal Operators	All Farms
Number of Farms	167	1,000
Land in Farms	9,759 acres	217,593 acres
Average Size of Farm	58 acres	218 acres
Market Value of Products Sold	\$3,293,000	\$145,520,000
Crop Sales	\$1,833,000	\$65,651,000
Livestock Sales	\$1,460,000	\$79,868,000
Average Per Farm	\$19,716	\$145,520
Government Payments	\$183,000	\$4,258,000
Average Per Farm Receiving Payments	\$2,054	\$6,461

See footnotes on reverse page.

Farms with Women Principal Operators



2007 CENSUS OF AGRICULTURE

Walworth County – Wisconsin Farms with Women Principal Operators

Selected Highlights

Item	Farms	Quantity
MARKET VALUE OF AGRICULTURAL PRODUCTS SOLD (\$1,000)		
Total value of agricultural products sold	167	3,293
Value of crops including nursery and greenhouse	63	1,833
Value of livestock, poultry, and their products	55	1,460
VALUE OF SALES BY COMMODITY GROUP (\$1,000)		
Grains, oilseeds, dry beans, and dry peas	35	1,001
Tobacco	-	-
Cotton and cottonseed	-	-
Vegetables, melons, potatoes and sweet potatoes	4	195
Fruits, tree nuts, and berries	2	(D)
Nursery, greenhouse, floriculture, and sod	9	490
Cut Christmas trees and short rotation woody crops	1	(D)
Other crops and hay	36	102
Poultry and eggs	19	(D)
Cattle and calves	20	(D)
Milk and other dairy products from cows	5	975
Hogs and pigs	2	(D)
Sheep, goats, and their products	24	59
Horses, ponies, mules, burros, and donkeys	13	179
Aquaculture	-	-
Other animals and other animal products	3	(D)
TOP CROP ITEMS (acres)		
Corn for grain	33	1,502
Forage - land used for all hay and haylage, grass silage, and greenchop	53	1,233
Wheat for grain, all	7	359
Soybeans for beans	8	345
Corn for silage or greenchop	6	164
TOP LIVESTOCK INVENTORY ITEMS (number)		
Cattle and calves	21	902
Horses and ponies	76	742
Layers	19	493
Sheep and lambs	21	274
Turkeys	10	267

Operator Characteristics

Item	Quantity
Primary occupation:	
Farming	64
Other	103
Days worked off farm:	
None	49
Any	118
Years on present farm:	
2 years or less	11
3 to 4 years	21
5 to 9 years	21
10 years or more	114
Age group:	
Under 45 years	40
45 to 64 years	85
65 years and over	42
Average age of principal operator (years)	56.7

Economic Characteristics

Item	Quantity
Farms by value of sales:	
Less than \$1,000	93
\$1,000 to \$2,499	13
\$2,500 to \$4,999	7
\$5,000 to \$9,999	15
\$10,000 to \$49,999	23
\$50,000 to \$99,999	5
\$100,000 to \$249,999	9
\$250,000 to \$499,999	2
\$500,000 or more	-
Total farm production expenses (\$1,000)	4,608
Average per farm (\$)	27,594
Net cash farm income of operation (\$1,000)	-618
Average per farm (\$)	-3,698
Value of agricultural products sold directly to individuals for human consumption (\$1,000)	22
Total organic product sales (\$1,000)	(D)
Total income from farm-related sources, gross before taxes and expenses (\$1,000)	515

See "Census of Agriculture, Volume 1, Geographic Area Series" for complete footnotes, explanations, definitions, and methodology.
(D) Cannot be disclosed. (Z) Less than half of the unit shown.

2007 CENSUS OF AGRICULTURE

Walworth County – Wisconsin

Farms with Spanish, Hispanic, or Latino Operators Compared with All Farms



Data are not available at this geographic level for farms with Spanish, Hispanic, or Latino operators.



United States Department of Agriculture
National Agricultural Statistics Service

www.agcensus.usda.gov

2007 CENSUS OF AGRICULTURE

Walworth County – Wisconsin

Farms with American Indian or Alaska Native Operators Compared with All Farms



Data are not available at this geographic level for farms with American Indian or Alaska Native operators.



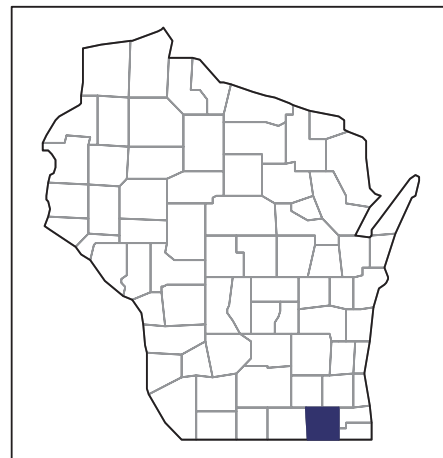
United States Department of Agriculture
National Agricultural Statistics Service

www.agcensus.usda.gov

2007 CENSUS OF AGRICULTURE

Walworth County – Wisconsin

**Farms with Asian Operators
Compared with All Farms**



Data are not available at this geographic level for farms with Asian operators.



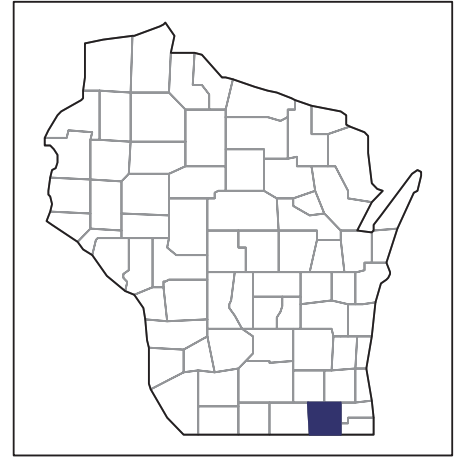
United States Department of Agriculture
National Agricultural Statistics Service

www.agcensus.usda.gov

2007 CENSUS OF AGRICULTURE

Walworth County – Wisconsin

Farms with Black or African American Operators Compared with All Farms



Data are not available at this geographic level for farms with Black or African American operators.



United States Department of Agriculture
National Agricultural Statistics Service

www.agcensus.usda.gov

2007 CENSUS OF AGRICULTURE

Walworth County – Wisconsin

Farms with Native Hawaiian or Other Pacific Islander Operators Compared with All Farms



Data are not available at this geographic level for farms with Native Hawaiian or Other Pacific Islander operators.



United States Department of Agriculture
National Agricultural Statistics Service

www.agcensus.usda.gov

2007 CENSUS *OF* AGRICULTURE

Walworth County – Wisconsin

**Farms with White Operators
Compared with All Farms**



Data are not available at this geographic level for farms with White operators.



United States Department of Agriculture
National Agricultural Statistics Service

www.agcensus.usda.gov

