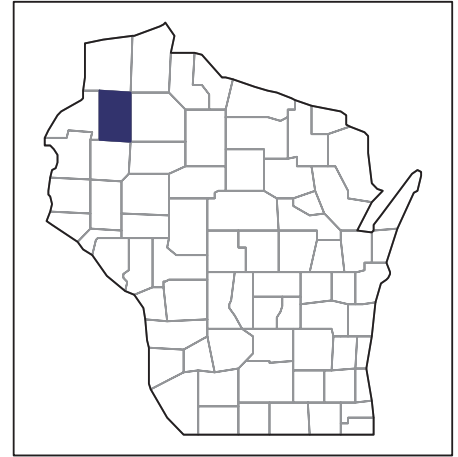


# 2007 CENSUS OF AGRICULTURE



## Washburn County – Wisconsin

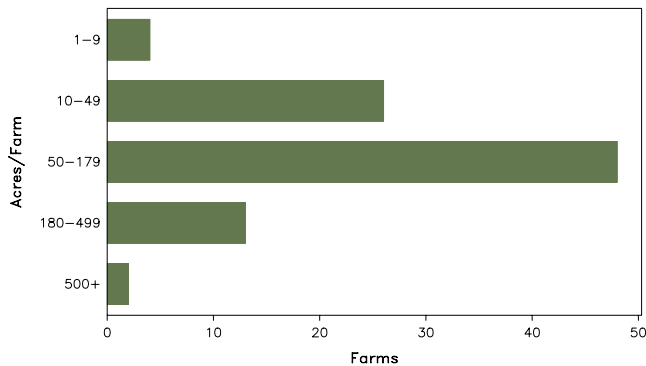
### Farms with Women Principal Operators Compared with All Farms

	Women Principal Operators	All Farms
<b>Number of Farms</b>	93	558
<b>Land in Farms</b>	9,447 acres	101,862 acres
<b>Average Size of Farm</b>	102 acres	183 acres
<b>Market Value of Products Sold</b>	\$357,000	\$19,760,000
Crop Sales	\$97,000	\$5,055,000
Livestock Sales	\$259,000	\$14,705,000
Average Per Farm	\$3,834	\$35,412
<b>Government Payments</b>	\$4,000	\$483,000
Average Per Farm Receiving Payments	\$322	\$2,878

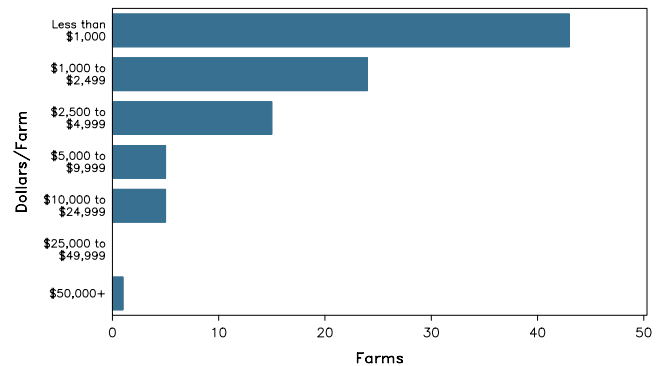
See footnotes on reverse page.

### Farms with Women Principal Operators

Farms by Size



Farms by Economic Size



# 2007 CENSUS OF AGRICULTURE

## Washburn County – Wisconsin Farms with Women Principal Operators

### Selected Highlights

Item	Farms	Quantity
<b>MARKET VALUE OF AGRICULTURAL PRODUCTS SOLD (\$1,000)</b>		
Total value of agricultural products sold	93	357
Value of crops including nursery and greenhouse	39	97
Value of livestock, poultry, and their products	51	259
<b>VALUE OF SALES BY COMMODITY GROUP (\$1,000)</b>		
Grains, oilseeds, dry beans, and dry peas	3	4
Tobacco	-	-
Cotton and cottonseed	-	-
Vegetables, melons, potatoes and sweet potatoes	-	-
Fruits, tree nuts, and berries	2	(D)
Nursery, greenhouse, floriculture, and sod	2	(D)
Cut Christmas trees and short rotation woody crops	1	(D)
Other crops and hay	33	64
Poultry and eggs	21	(D)
Cattle and calves	30	(D)
Milk and other dairy products from cows	1	(D)
Hogs and pigs	5	3
Sheep, goats, and their products	7	5
Horses, ponies, mules, burros, and donkeys	11	22
Aquaculture	-	-
Other animals and other animal products	4	(D)
<b>TOP CROP ITEMS (acres)</b>		
Forage - land used for all hay and haylage, grass silage, and greenchop	53	2,164
Corn for silage or greenchop	1	(D)
Corn for grain	2	(D)
Oats for grain	1	(D)
Soybeans for beans	1	(D)
<b>TOP LIVESTOCK INVENTORY ITEMS (number)</b>		
Layers	23	1,028
Cattle and calves	33	487
Horses and ponies	62	435
Pullets for laying flock replacement	4	100
Broilers and other meat-type chickens	4	96

### Operator Characteristics

Item	Quantity
Primary occupation:	
Farming	49
Other	44
Days worked off farm:	
None	38
Any	55
Years on present farm:	
2 years or less	6
3 to 4 years	3
5 to 9 years	23
10 years or more	61
Age group:	
Under 45 years	16
45 to 64 years	53
65 years and over	24
Average age of principal operator (years)	56.7

### Economic Characteristics

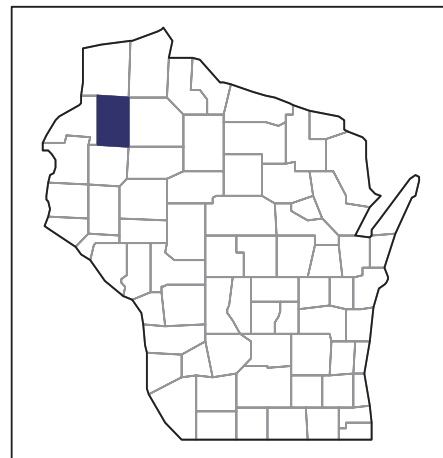
Item	Quantity
Farms by value of sales:	
Less than \$1,000	47
\$1,000 to \$2,499	20
\$2,500 to \$4,999	15
\$5,000 to \$9,999	5
\$10,000 to \$49,999	5
\$50,000 to \$99,999	-
\$100,000 to \$249,999	1
\$250,000 to \$499,999	-
\$500,000 or more	-
Total farm production expenses (\$1,000)	1,581
Average per farm (\$)	17,000
Net cash farm income of operation (\$1,000)	-1,185
Average per farm (\$)	-12,738
Value of agricultural products sold directly to individuals for human consumption (\$1,000)	9
Total organic product sales (\$1,000)	3
Total income from farm-related sources, gross before taxes and expenses (\$1,000)	36

See "Census of Agriculture, Volume 1, Geographic Area Series" for complete footnotes, explanations, definitions, and methodology.  
(D) Cannot be disclosed. (Z) Less than half of the unit shown.

# 2007 CENSUS OF AGRICULTURE

## Washburn County – Wisconsin

### Farms with Spanish, Hispanic, or Latino Operators Compared with All Farms



Data are not available at this geographic level for farms with Spanish, Hispanic, or Latino operators.



United States Department of Agriculture  
National Agricultural Statistics Service

[www.agcensus.usda.gov](http://www.agcensus.usda.gov)



# 2007 CENSUS OF AGRICULTURE

## Washburn County – Wisconsin

### Farms with American Indian or Alaska Native Operators Compared with All Farms



Data are not available at this geographic level for farms with American Indian or Alaska Native operators.



United States Department of Agriculture  
National Agricultural Statistics Service

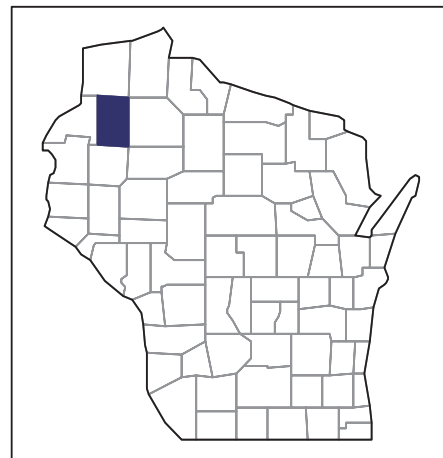
[www.agcensus.usda.gov](http://www.agcensus.usda.gov)



# 2007 CENSUS *OF* AGRICULTURE

**Washburn County – Wisconsin**

**Farms with Asian Operators  
Compared with All Farms**



**Data are not available at this geographic level for farms with Asian operators.**



United States Department of Agriculture  
National Agricultural Statistics Service

[www.agcensus.usda.gov](http://www.agcensus.usda.gov)

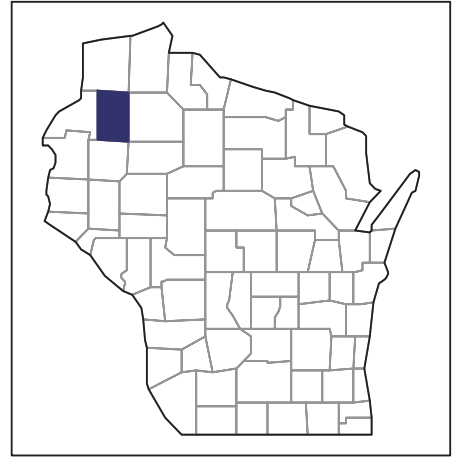




# 2007 CENSUS OF AGRICULTURE

Washburn County – Wisconsin

Farms with Black or African American Operators Compared with All Farms



Data are not available at this geographic level for farms with Black or African American operators.



United States Department of Agriculture  
National Agricultural Statistics Service

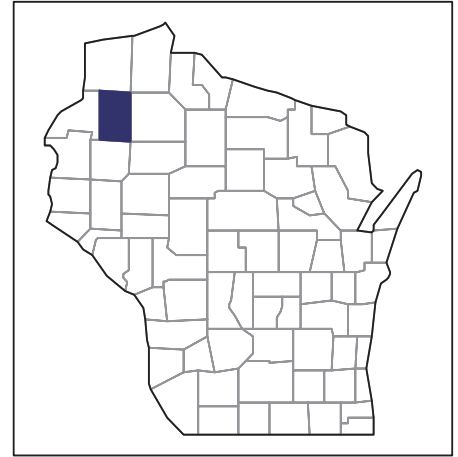
[www.agcensus.usda.gov](http://www.agcensus.usda.gov)



# 2007 CENSUS OF AGRICULTURE

## Washburn County – Wisconsin

### Farms with Native Hawaiian or Other Pacific Islander Operators Compared with All Farms



Data are not available at this geographic level for farms with Native Hawaiian or Other Pacific Islander operators.



United States Department of Agriculture  
National Agricultural Statistics Service

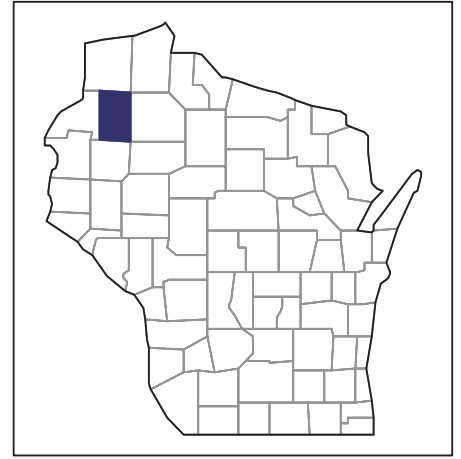
[www.agcensus.usda.gov](http://www.agcensus.usda.gov)



# 2007 CENSUS *OF* AGRICULTURE

Washburn County – Wisconsin

Farms with White Operators  
Compared with All Farms



Data are not available at this geographic level for farms with White operators.



United States Department of Agriculture  
National Agricultural Statistics Service

[www.agcensus.usda.gov](http://www.agcensus.usda.gov)

