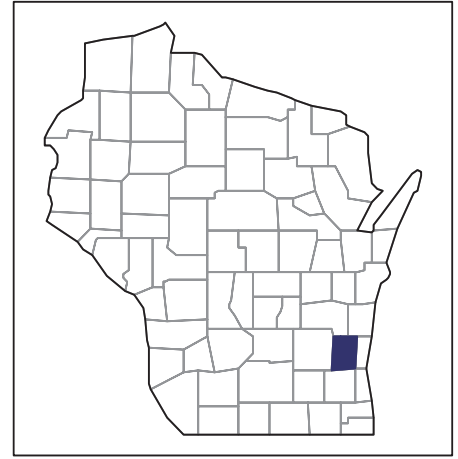


2007 CENSUS OF AGRICULTURE



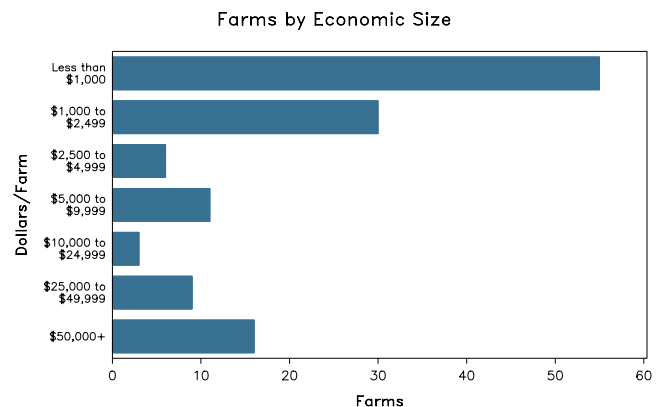
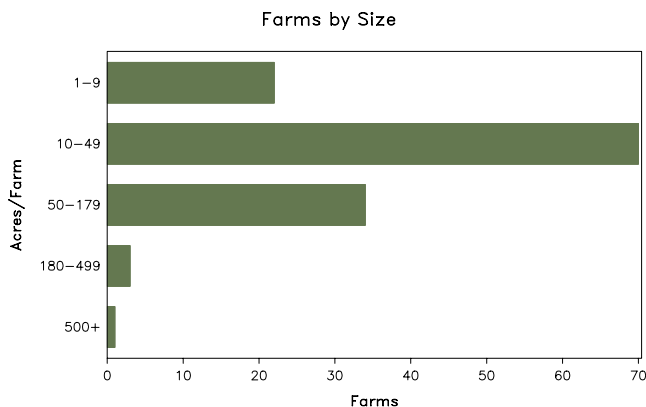
Washington County – Wisconsin

Farms with Women Principal Operators Compared with All Farms

	Women Principal Operators	All Farms
Number of Farms	130	831
Land in Farms	6,243 acres	129,790 acres
Average Size of Farm	48 acres	156 acres
Market Value of Products Sold	\$5,963,000	\$107,767,000
Crop Sales	\$3,913,000	\$40,013,000
Livestock Sales	\$2,051,000	\$67,755,000
Average Per Farm	\$45,872	\$129,684
Government Payments	\$71,000	\$1,740,000
Average Per Farm Receiving Payments	\$1,820	\$4,066

See footnotes on reverse page.

Farms with Women Principal Operators



2007 CENSUS OF AGRICULTURE

Washington County – Wisconsin Farms with Women Principal Operators

Selected Highlights

Item	Farms	Quantity
MARKET VALUE OF AGRICULTURAL PRODUCTS SOLD (\$1,000)		
Total value of agricultural products sold	130	5,963
Value of crops including nursery and greenhouse	53	3,913
Value of livestock, poultry, and their products	60	2,051
VALUE OF SALES BY COMMODITY GROUP (\$1,000)		
Grains, oilseeds, dry beans, and dry peas	20	(D)
Tobacco	-	-
Cotton and cottonseed	-	-
Vegetables, melons, potatoes and sweet potatoes	3	(D)
Fruits, tree nuts, and berries	2	(D)
Nursery, greenhouse, floriculture, and sod	12	(D)
Cut Christmas trees and short rotation woody crops	-	-
Other crops and hay	30	41
Poultry and eggs	26	11
Cattle and calves	22	(D)
Milk and other dairy products from cows	5	(D)
Hogs and pigs	6	(D)
Sheep, goats, and their products	6	7
Horses, ponies, mules, burros, and donkeys	7	16
Aquaculture	-	-
Other animals and other animal products	8	60
TOP CROP ITEMS (acres)		
Forage - land used for all hay and haylage, grass silage, and greenchop	44	947
Corn for grain	18	806
Soybeans for beans	6	273
Corn for silage or greenchop	8	177
Oats for grain	10	112
TOP LIVESTOCK INVENTORY ITEMS (number)		
Cattle and calves	26	1,728
Layers	29	587
Horses and ponies	59	495
Alpacas	3	(D)
Ducks	16	100

Operator Characteristics

Item	Quantity
Primary occupation:	
Farming	60
Other	70
Days worked off farm:	
None	50
Any	80
Years on present farm:	
2 years or less	16
3 to 4 years	10
5 to 9 years	18
10 years or more	86
Age group:	
Under 45 years	33
45 to 64 years	61
65 years and over	36
Average age of principal operator (years)	56.0

Economic Characteristics

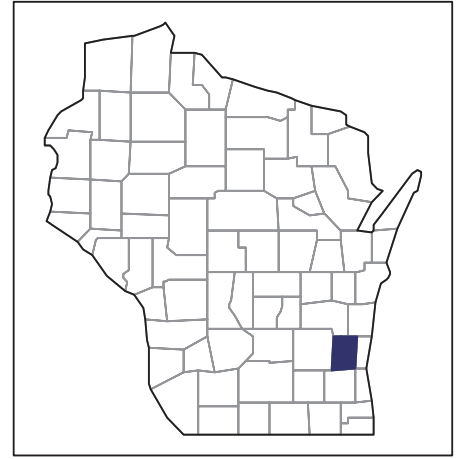
Item	Quantity
Farms by value of sales:	
Less than \$1,000	69
\$1,000 to \$2,499	19
\$2,500 to \$4,999	4
\$5,000 to \$9,999	11
\$10,000 to \$49,999	11
\$50,000 to \$99,999	11
\$100,000 to \$249,999	3
\$250,000 to \$499,999	-
\$500,000 or more	2
Total farm production expenses (\$1,000)	7,263
Average per farm (\$)	55,868
Net cash farm income of operation (\$1,000)	-272
Average per farm (\$)	-2,089
Value of agricultural products sold directly to individuals for human consumption (\$1,000)	35
Total organic product sales (\$1,000)	-
Total income from farm-related sources, gross before taxes and expenses (\$1,000)	957

See "Census of Agriculture, Volume 1, Geographic Area Series" for complete footnotes, explanations, definitions, and methodology.
(D) Cannot be disclosed. (Z) Less than half of the unit shown.

2007 CENSUS OF AGRICULTURE

Washington County – Wisconsin

Farms with Spanish, Hispanic, or Latino Operators Compared with All Farms



Data are not available at this geographic level for farms with Spanish, Hispanic, or Latino operators.



United States Department of Agriculture
National Agricultural Statistics Service

www.agcensus.usda.gov

2007 CENSUS OF AGRICULTURE

Washington County – Wisconsin

Farms with American Indian or Alaska Native Operators Compared with All Farms



Data are not available at this geographic level for farms with American Indian or Alaska Native operators.



United States Department of Agriculture
National Agricultural Statistics Service

www.agcensus.usda.gov

2007 CENSUS OF AGRICULTURE

Washington County – Wisconsin

Farms with Asian Operators
Compared with All Farms



Data are not available at this geographic level for farms with Asian operators.



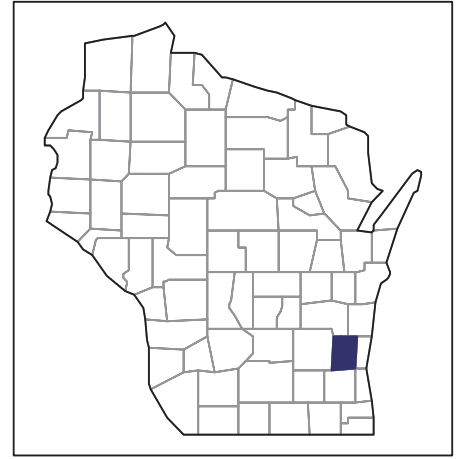
United States Department of Agriculture
National Agricultural Statistics Service

www.agcensus.usda.gov

2007 CENSUS *OF* **AGRICULTURE**

Washington County – Wisconsin

Farms with Black or African American Operators Compared with All Farms



Data are not available at this geographic level for farms with Black or African American operators.



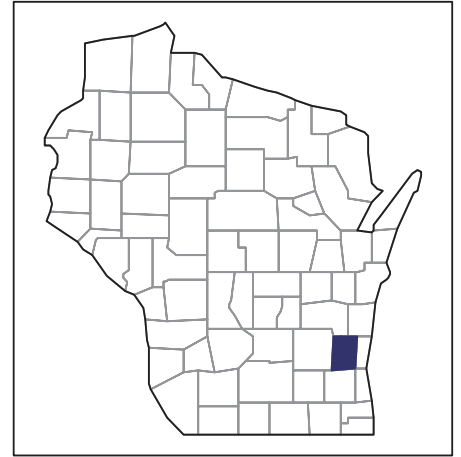
United States Department of Agriculture
National Agricultural Statistics Service

www.agcensus.usda.gov

2007 CENSUS OF AGRICULTURE

Washington County – Wisconsin

Farms with Native Hawaiian or Other Pacific Islander Operators Compared with All Farms



Data are not available at this geographic level for farms with Native Hawaiian or Other Pacific Islander operators.



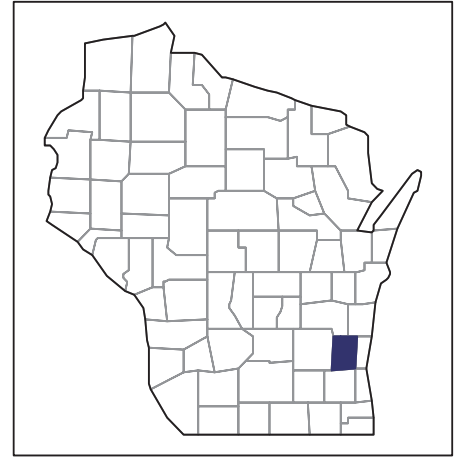
United States Department of Agriculture
National Agricultural Statistics Service

www.agcensus.usda.gov

2007 CENSUS OF AGRICULTURE

Washington County – Wisconsin

Farms with White Operators
Compared with All Farms



Data are not available at this geographic level for farms with White operators.



United States Department of Agriculture
National Agricultural Statistics Service

www.agcensus.usda.gov

