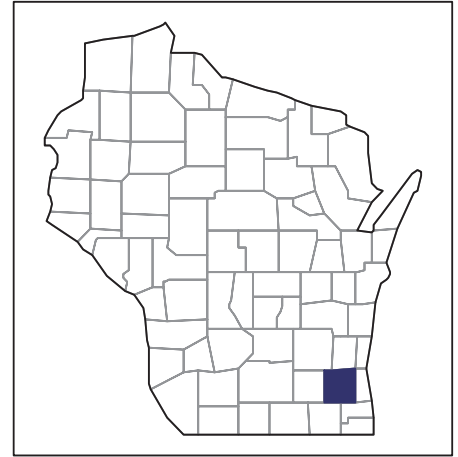


2007 CENSUS OF AGRICULTURE



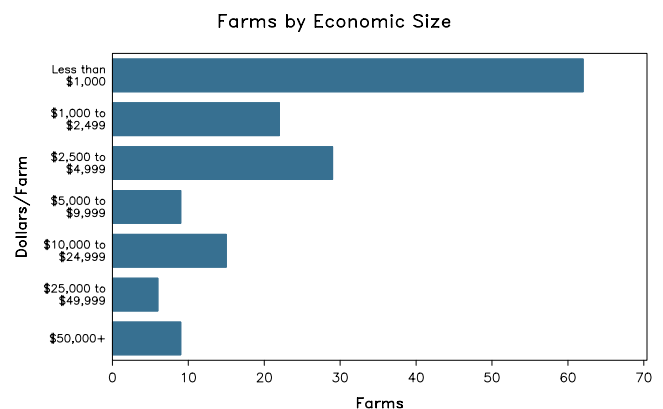
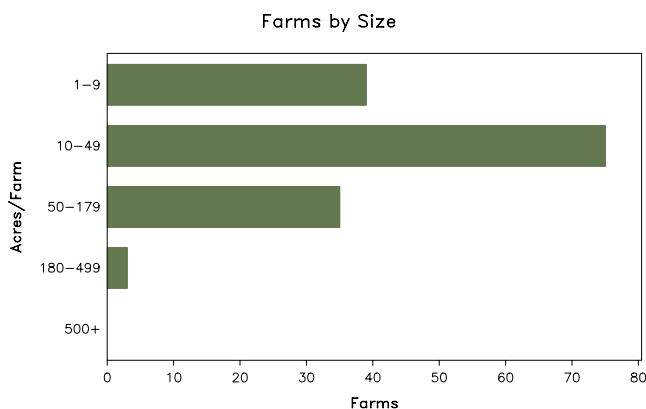
Waukesha County – Wisconsin

Farms with Women Principal Operators Compared with All Farms

	Women Principal Operators	All Farms
Number of Farms	152	675
Land in Farms	6,117 acres	86,602 acres
Average Size of Farm	40 acres	128 acres
Market Value of Products Sold	\$2,596,000	\$45,243,000
Crop Sales	\$2,276,000	\$30,422,000
Livestock Sales	\$320,000	\$14,822,000
Average Per Farm	\$17,078	\$67,027
Government Payments	\$77,000	\$1,568,000
Average Per Farm Receiving Payments	\$2,019	\$6,347

See footnotes on reverse page.

Farms with Women Principal Operators



2007 CENSUS OF AGRICULTURE

Waukesha County – Wisconsin Farms with Women Principal Operators

Selected Highlights

Item	Farms	Quantity
MARKET VALUE OF AGRICULTURAL PRODUCTS SOLD (\$1,000)		
Total value of agricultural products sold	152	2,596
Value of crops including nursery and greenhouse	58	2,276
Value of livestock, poultry, and their products	35	320
VALUE OF SALES BY COMMODITY GROUP (\$1,000)		
Grains, oilseeds, dry beans, and dry peas	9	168
Tobacco	-	-
Cotton and cottonseed	-	-
Vegetables, melons, potatoes and sweet potatoes	5	(D)
Fruits, tree nuts, and berries	-	-
Nursery, greenhouse, floriculture, and sod	24	1,910
Cut Christmas trees and short rotation woody crops	1	(D)
Other crops and hay	23	94
Poultry and eggs	5	2
Cattle and calves	9	(D)
Milk and other dairy products from cows	1	(D)
Hogs and pigs	-	-
Sheep, goats, and their products	5	4
Horses, ponies, mules, burros, and donkeys	17	147
Aquaculture	-	-
Other animals and other animal products	4	(D)
TOP CROP ITEMS (acres)		
Forage - land used for all hay and haylage, grass silage, and greenchop	36	1,016
Corn for grain	7	295
Soybeans for beans	6	294
Nursery stock	7	93
Cut Christmas trees	3	45
TOP LIVESTOCK INVENTORY ITEMS (number)		
Horses and ponies	75	912
Sheep and lambs	5	160
Cattle and calves	8	139
Layers	5	108
Llamas	3	85

Operator Characteristics

Item	Quantity
Primary occupation:	
Farming	83
Other	69
Days worked off farm:	
None	75
Any	77
Years on present farm:	
2 years or less	3
3 to 4 years	5
5 to 9 years	20
10 years or more	124
Age group:	
Under 45 years	18
45 to 64 years	89
65 years and over	45
Average age of principal operator (years)	59.2

Economic Characteristics

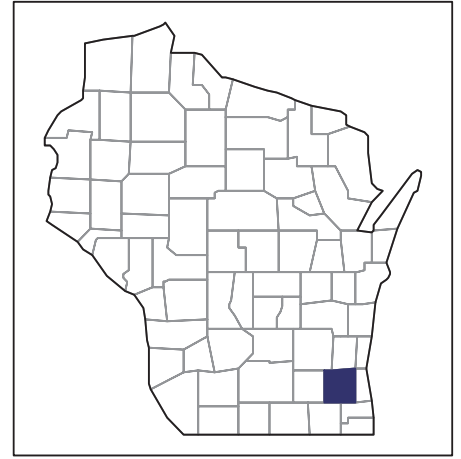
Item	Quantity
Farms by value of sales:	
Less than \$1,000	80
\$1,000 to \$2,499	11
\$2,500 to \$4,999	24
\$5,000 to \$9,999	7
\$10,000 to \$49,999	21
\$50,000 to \$99,999	2
\$100,000 to \$249,999	5
\$250,000 to \$499,999	-
\$500,000 or more	2
Total farm production expenses (\$1,000)	4,761
Average per farm (\$)	31,321
Net cash farm income of operation (\$1,000)	-968
Average per farm (\$)	-6,365
Value of agricultural products sold directly to individuals for human consumption (\$1,000)	(D)
Total organic product sales (\$1,000)	-
Total income from farm-related sources, gross before taxes and expenses (\$1,000)	1,121

See "Census of Agriculture, Volume 1, Geographic Area Series" for complete footnotes, explanations, definitions, and methodology.
(D) Cannot be disclosed. (Z) Less than half of the unit shown.

2007 CENSUS *OF* AGRICULTURE

Waukesha County – Wisconsin

Farms with Spanish, Hispanic, or Latino Operators Compared with All Farms



Data are not available at this geographic level for farms with Spanish, Hispanic, or Latino operators.



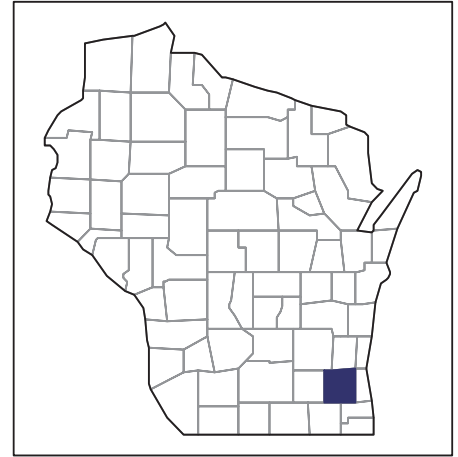
United States Department of Agriculture
National Agricultural Statistics Service

www.agcensus.usda.gov

2007 CENSUS OF AGRICULTURE

Waukesha County – Wisconsin

Farms with American Indian or Alaska Native Operators Compared with All Farms



Data are not available at this geographic level for farms with American Indian or Alaska Native operators.



United States Department of Agriculture
National Agricultural Statistics Service

www.agcensus.usda.gov

2007 CENSUS *OF* AGRICULTURE

Waukesha County – Wisconsin

**Farms with Asian Operators
Compared with All Farms**



Data are not available at this geographic level for farms with Asian operators.



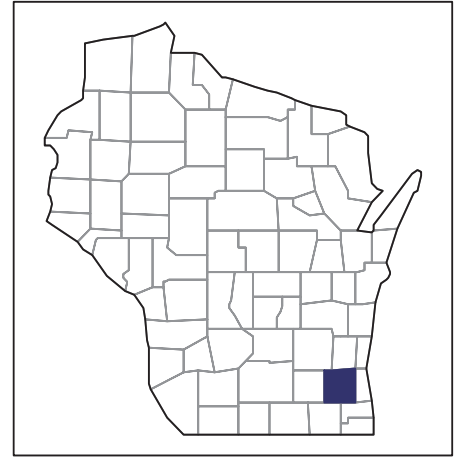
United States Department of Agriculture
National Agricultural Statistics Service

www.agcensus.usda.gov

2007 CENSUS *OF* AGRICULTURE

Waukesha County – Wisconsin

**Farms with Black or African American
Operators Compared with All Farms**



Data are not available at this geographic level for farms with Black or African American operators.



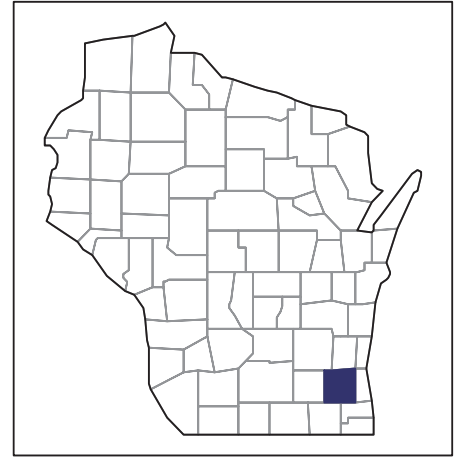
United States Department of Agriculture
National Agricultural Statistics Service

www.agcensus.usda.gov

2007 CENSUS OF AGRICULTURE

Waukesha County – Wisconsin

Farms with Native Hawaiian or Other Pacific Islander Operators Compared with All Farms



Data are not available at this geographic level for farms with Native Hawaiian or Other Pacific Islander operators.



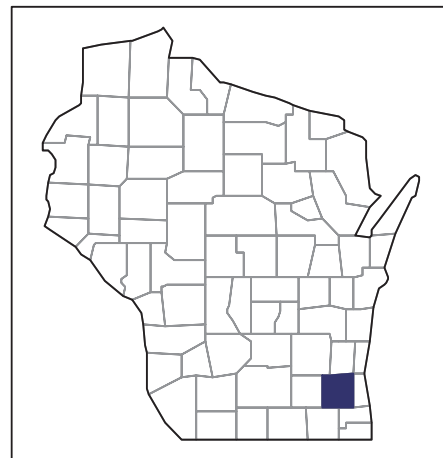
United States Department of Agriculture
National Agricultural Statistics Service

www.agcensus.usda.gov

2007 CENSUS OF AGRICULTURE

Waukesha County – Wisconsin

Farms with White Operators
Compared with All Farms



Data are not available at this geographic level for farms with White operators.



United States Department of Agriculture
National Agricultural Statistics Service

www.agcensus.usda.gov

