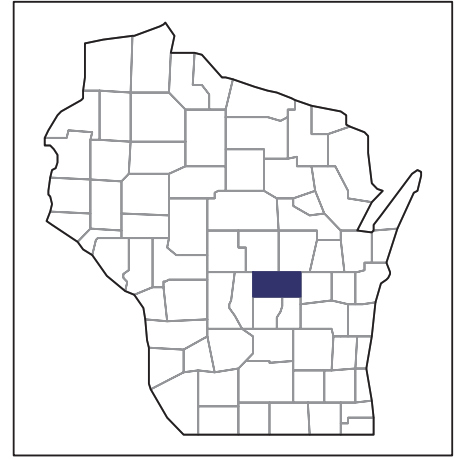


2007 CENSUS OF AGRICULTURE



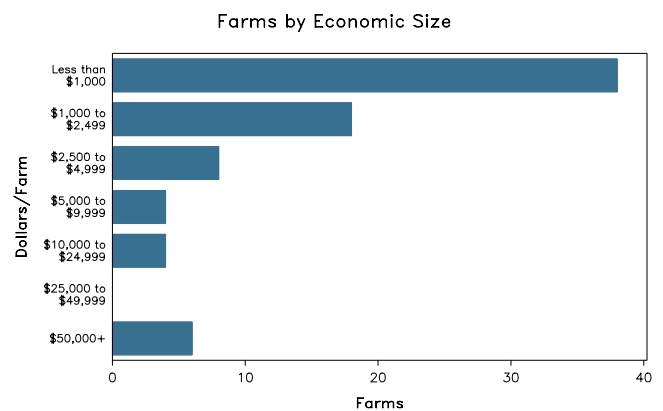
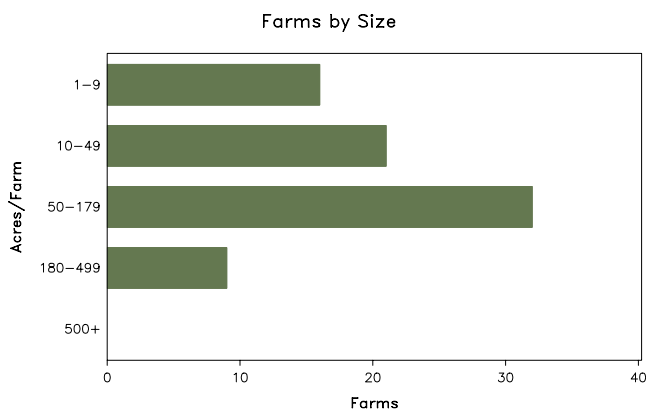
Waushara County – Wisconsin

Farms with Women Principal Operators Compared with All Farms

	Women Principal Operators	All Farms
Number of Farms	78	677
Land in Farms	6,716 acres	148,969 acres
Average Size of Farm	86 acres	220 acres
Market Value of Products Sold	\$1,766,000	\$97,476,000
Crop Sales	\$376,000	\$72,510,000
Livestock Sales	\$1,389,000	\$24,966,000
Average Per Farm	\$22,635	\$143,982
Government Payments	\$72,000	\$1,071,000
Average Per Farm Receiving Payments	\$2,900	\$3,141

See footnotes on reverse page.

Farms with Women Principal Operators



2007 CENSUS OF AGRICULTURE

Waushara County – Wisconsin Farms with Women Principal Operators

Selected Highlights

Item	Farms	Quantity
MARKET VALUE OF AGRICULTURAL PRODUCTS SOLD (\$1,000)		
Total value of agricultural products sold	78	1,766
Value of crops including nursery and greenhouse	19	376
Value of livestock, poultry, and their products	28	1,389
VALUE OF SALES BY COMMODITY GROUP (\$1,000)		
Grains, oilseeds, dry beans, and dry peas	3	(D)
Tobacco	-	-
Cotton and cottonseed	-	-
Vegetables, melons, potatoes and sweet potatoes	3	(D)
Fruits, tree nuts, and berries	-	-
Nursery, greenhouse, floriculture, and sod	5	35
Cut Christmas trees and short rotation woody crops	4	3
Other crops and hay	8	(D)
Poultry and eggs	12	13
Cattle and calves	11	(D)
Milk and other dairy products from cows	4	1,021
Hogs and pigs	4	2
Sheep, goats, and their products	9	12
Horses, ponies, mules, burros, and donkeys	3	1
Aquaculture	1	(D)
Other animals and other animal products	-	-
TOP CROP ITEMS (acres)		
Forage - land used for all hay and haylage, grass silage, and greenchop	21	874
Corn for grain	6	434
Corn for silage or greenchop	5	212
Vegetables harvested for sale	3	(D)
Sweet corn	1	(D)
TOP LIVESTOCK INVENTORY ITEMS (number)		
Cattle and calves	25	684
Horses and ponies	35	260
Goats, all	12	217
Layers	11	156
Sheep and lambs	7	68

Operator Characteristics

Item	Quantity
Primary occupation:	
Farming	24
Other	54
Days worked off farm:	
None	34
Any	44
Years on present farm:	
2 years or less	4
3 to 4 years	6
5 to 9 years	20
10 years or more	48
Age group:	
Under 45 years	21
45 to 64 years	39
65 years and over	18
Average age of principal operator (years)	55.1

Economic Characteristics

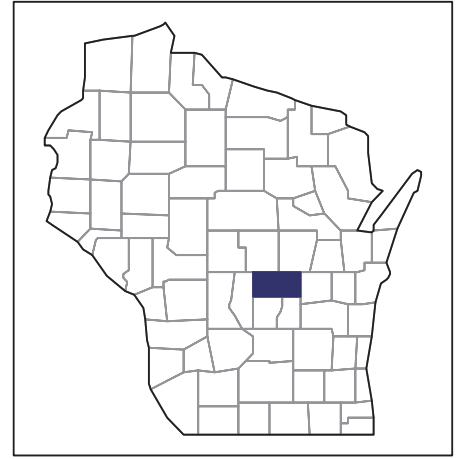
Item	Quantity
Farms by value of sales:	
Less than \$1,000	51
\$1,000 to \$2,499	11
\$2,500 to \$4,999	2
\$5,000 to \$9,999	4
\$10,000 to \$49,999	4
\$50,000 to \$99,999	-
\$100,000 to \$249,999	3
\$250,000 to \$499,999	3
\$500,000 or more	-
Total farm production expenses (\$1,000)	1,800
Average per farm (\$)	23,081
Net cash farm income of operation (\$1,000)	210
Average per farm (\$)	2,698
Value of agricultural products sold directly to individuals for human consumption (\$1,000)	3
Total organic product sales (\$1,000)	-
Total income from farm-related sources, gross before taxes and expenses (\$1,000)	173

See "Census of Agriculture, Volume 1, Geographic Area Series" for complete footnotes, explanations, definitions, and methodology.
(D) Cannot be disclosed. (Z) Less than half of the unit shown.

2007 CENSUS OF AGRICULTURE

Waushara County – Wisconsin

Farms with Spanish, Hispanic, or Latino Operators Compared with All Farms



Data are not available at this geographic level for farms with Spanish, Hispanic, or Latino operators.



United States Department of Agriculture
National Agricultural Statistics Service

www.agcensus.usda.gov

2007 CENSUS OF AGRICULTURE

Waushara County – Wisconsin

Farms with American Indian or Alaska Native Operators Compared with All Farms



Data are not available at this geographic level for farms with American Indian or Alaska Native operators.



United States Department of Agriculture
National Agricultural Statistics Service

www.agcensus.usda.gov

2007 CENSUS *OF* AGRICULTURE

Waushara County – Wisconsin

**Farms with Asian Operators
Compared with All Farms**



Data are not available at this geographic level for farms with Asian operators.



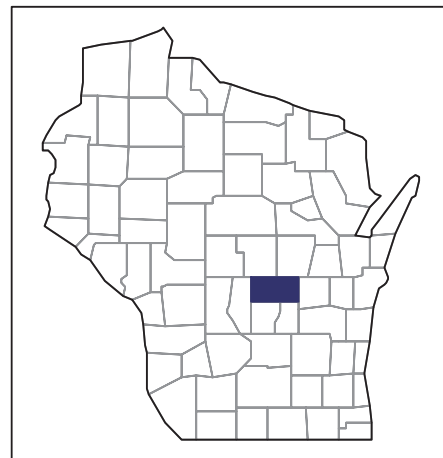
United States Department of Agriculture
National Agricultural Statistics Service

www.agcensus.usda.gov

2007 CENSUS *OF* **AGRICULTURE**

Waushara County – Wisconsin

**Farms with Black or African American
Operators Compared with All Farms**



Data are not available at this geographic level for farms with Black or African American operators.



United States Department of Agriculture
National Agricultural Statistics Service

www.agcensus.usda.gov

2007 CENSUS OF AGRICULTURE

Waushara County – Wisconsin

Farms with Native Hawaiian or Other Pacific Islander Operators Compared with All Farms



Data are not available at this geographic level for farms with Native Hawaiian or Other Pacific Islander operators.



United States Department of Agriculture
National Agricultural Statistics Service

www.agcensus.usda.gov

2007 CENSUS OF AGRICULTURE

Waushara County – Wisconsin

Farms with White Operators
Compared with All Farms



Data are not available at this geographic level for farms with White operators.



United States Department of Agriculture
National Agricultural Statistics Service

www.agcensus.usda.gov

