

2007 CENSUS OF AGRICULTURE



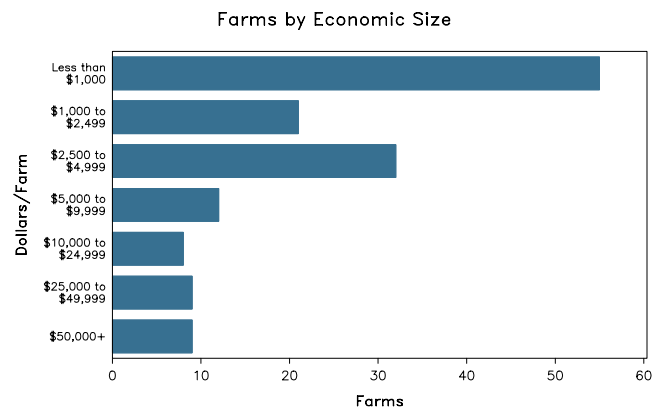
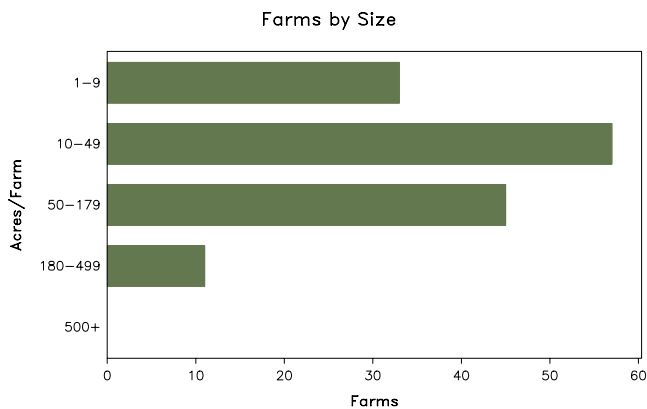
Winnebago County – Wisconsin

Farms with Women Principal Operators Compared with All Farms

	Women Principal Operators	All Farms
Number of Farms	146	1,001
Land in Farms	8,844 acres	164,014 acres
Average Size of Farm	61 acres	164 acres
Market Value of Products Sold	\$1,848,000	\$107,762,000
Crop Sales	\$965,000	\$30,871,000
Livestock Sales	\$883,000	\$76,892,000
Average Per Farm	\$12,657	\$107,655
Government Payments	\$146,000	\$2,690,000
Average Per Farm Receiving Payments	\$2,276	\$3,843

See footnotes on reverse page.

Farms with Women Principal Operators



2007 CENSUS OF AGRICULTURE

Winnebago County – Wisconsin Farms with Women Principal Operators

Selected Highlights

Item	Farms	Quantity
MARKET VALUE OF AGRICULTURAL PRODUCTS SOLD (\$1,000)		
Total value of agricultural products sold	146	1,848
Value of crops including nursery and greenhouse	40	965
Value of livestock, poultry, and their products	36	883
VALUE OF SALES BY COMMODITY GROUP (\$1,000)		
Grains, oilseeds, dry beans, and dry peas	18	382
Tobacco	-	-
Cotton and cottonseed	-	-
Vegetables, melons, potatoes and sweet potatoes	2	(D)
Fruits, tree nuts, and berries	-	-
Nursery, greenhouse, floriculture, and sod	8	532
Cut Christmas trees and short rotation woody crops	-	-
Other crops and hay	18	(D)
Poultry and eggs	15	17
Cattle and calves	17	(D)
Milk and other dairy products from cows	2	(D)
Hogs and pigs	5	2
Sheep, goats, and their products	9	1
Horses, ponies, mules, burros, and donkeys	4	87
Aquaculture	-	-
Other animals and other animal products	1	(D)
TOP CROP ITEMS (acres)		
Forage - land used for all hay and haylage, grass silage, and greenchop	52	1,247
Corn for grain	13	673
Soybeans for beans	8	308
Wheat for grain, all	7	219
Corn for silage or greenchop	5	150
TOP LIVESTOCK INVENTORY ITEMS (number)		
Layers	18	1,176
Broilers and other meat-type chickens	12	765
Horses and ponies	62	598
Cattle and calves	17	578
Goats, all	13	150

Operator Characteristics

Item	Quantity
Primary occupation:	
Farming	53
Other	93
Days worked off farm:	
None	59
Any	87
Years on present farm:	
2 years or less	10
3 to 4 years	-
5 to 9 years	33
10 years or more	103
Age group:	
Under 45 years	19
45 to 64 years	84
65 years and over	43
Average age of principal operator (years)	58.3

Economic Characteristics

Item	Quantity
Farms by value of sales:	
Less than \$1,000	95
\$1,000 to \$2,499	6
\$2,500 to \$4,999	14
\$5,000 to \$9,999	5
\$10,000 to \$49,999	17
\$50,000 to \$99,999	6
\$100,000 to \$249,999	-
\$250,000 to \$499,999	3
\$500,000 or more	-
Total farm production expenses (\$1,000)	2,401
Average per farm (\$)	16,444
Net cash farm income of operation (\$1,000)	35
Average per farm (\$)	237
Value of agricultural products sold directly to individuals for human consumption (\$1,000)	25
Total organic product sales (\$1,000)	-
Total income from farm-related sources, gross before taxes and expenses (\$1,000)	442

See "Census of Agriculture, Volume 1, Geographic Area Series" for complete footnotes, explanations, definitions, and methodology.
(D) Cannot be disclosed. (Z) Less than half of the unit shown.

2007 CENSUS OF AGRICULTURE

Winnebago County – Wisconsin

Farms with Spanish, Hispanic, or Latino Operators Compared with All Farms



Data are not available at this geographic level for farms with Spanish, Hispanic, or Latino operators.



United States Department of Agriculture
National Agricultural Statistics Service

www.agcensus.usda.gov

2007 CENSUS OF AGRICULTURE

Winnebago County – Wisconsin

Farms with American Indian or Alaska Native Operators Compared with All Farms



Data are not available at this geographic level for farms with American Indian or Alaska Native operators.



United States Department of Agriculture
National Agricultural Statistics Service

www.agcensus.usda.gov

2007 CENSUS OF AGRICULTURE

Winnebago County – Wisconsin

**Farms with Asian Operators
Compared with All Farms**



Data are not available at this geographic level for farms with Asian operators.



United States Department of Agriculture
National Agricultural Statistics Service

www.agcensus.usda.gov

2007 CENSUS OF AGRICULTURE

Winnebago County – Wisconsin

Farms with Black or African American Operators Compared with All Farms



Data are not available at this geographic level for farms with Black or African American operators.



United States Department of Agriculture
National Agricultural Statistics Service

www.agcensus.usda.gov

2007 CENSUS OF AGRICULTURE

Winnebago County – Wisconsin

Farms with Native Hawaiian or Other Pacific Islander Operators Compared with All Farms



Data are not available at this geographic level for farms with Native Hawaiian or Other Pacific Islander operators.



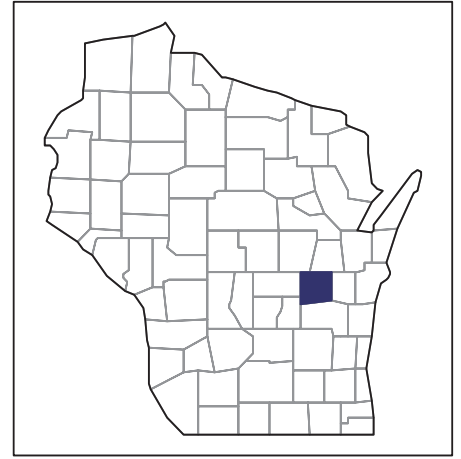
United States Department of Agriculture
National Agricultural Statistics Service

www.agcensus.usda.gov

2007 CENSUS OF AGRICULTURE

Winnebago County – Wisconsin

**Farms with White Operators
Compared with All Farms**



Data are not available at this geographic level for farms with White operators.



United States Department of Agriculture
National Agricultural Statistics Service

www.agcensus.usda.gov

