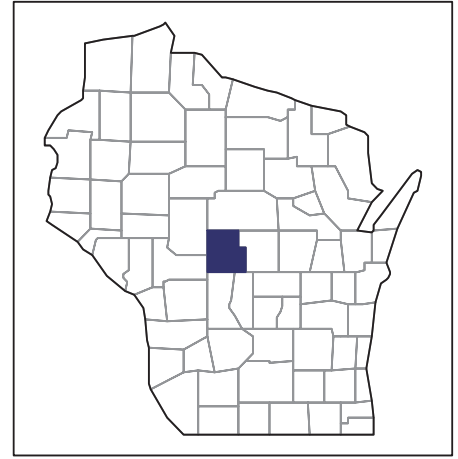


2007 CENSUS OF AGRICULTURE



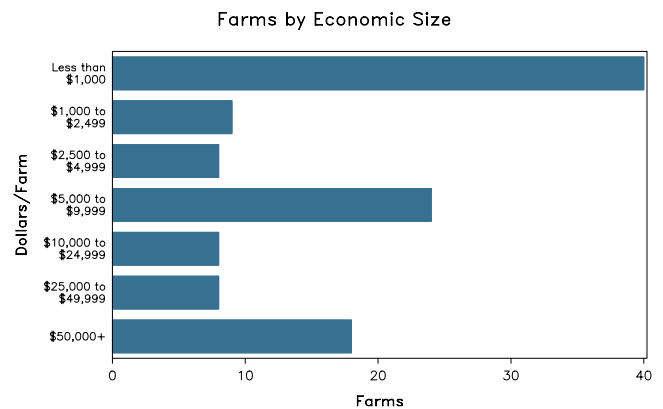
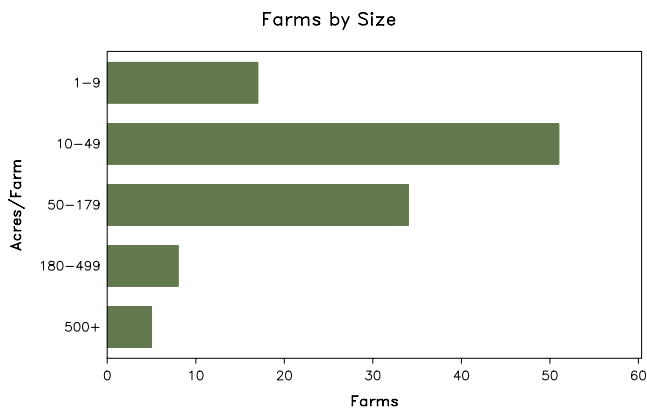
Wood County – Wisconsin

Farms with Women Principal Operators Compared with All Farms

	Women Principal Operators	All Farms
Number of Farms	115	1,114
Land in Farms	15,356 acres	221,962 acres
Average Size of Farm	134 acres	199 acres
Market Value of Products Sold	\$4,926,000	\$143,930,000
Crop Sales	\$3,690,000	\$65,671,000
Livestock Sales	\$1,236,000	\$78,259,000
Average Per Farm	\$42,837	\$129,201
Government Payments	\$123,000	\$1,727,000
Average Per Farm Receiving Payments	\$4,084	\$2,938

See footnotes on reverse page.

Farms with Women Principal Operators



2007 CENSUS OF AGRICULTURE

Wood County – Wisconsin Farms with Women Principal Operators

Selected Highlights

Item	Farms	Quantity
MARKET VALUE OF AGRICULTURAL PRODUCTS SOLD (\$1,000)		
Total value of agricultural products sold	115	4,926
Value of crops including nursery and greenhouse	45	3,690
Value of livestock, poultry, and their products	59	1,236
VALUE OF SALES BY COMMODITY GROUP (\$1,000)		
Grains, oilseeds, dry beans, and dry peas	13	(D)
Tobacco	-	-
Cotton and cottonseed	-	-
Vegetables, melons, potatoes and sweet potatoes	2	(D)
Fruits, tree nuts, and berries	2	(D)
Nursery, greenhouse, floriculture, and sod	12	576
Cut Christmas trees and short rotation woody crops	-	-
Other crops and hay	22	142
Poultry and eggs	15	29
Cattle and calves	26	(D)
Milk and other dairy products from cows	11	779
Hogs and pigs	5	29
Sheep, goats, and their products	13	(D)
Horses, ponies, mules, burros, and donkeys	19	69
Aquaculture	-	-
Other animals and other animal products	1	(D)
TOP CROP ITEMS (acres)		
Forage - land used for all hay and haylage, grass silage, and greenchop	65	2,349
Corn for grain	20	545
Land in berries	2	(D)
Corn for silage or greenchop	9	240
Soybeans for beans	2	(D)
TOP LIVESTOCK INVENTORY ITEMS (number)		
Cattle and calves	42	1,085
Horses and ponies	67	856
Layers	15	758
Broilers and other meat-type chickens	5	200
Deer	3	162

Operator Characteristics

Item	Quantity
Primary occupation:	
Farming	58
Other	57
Days worked off farm:	
None	58
Any	57
Years on present farm:	
2 years or less	3
3 to 4 years	7
5 to 9 years	22
10 years or more	83
Age group:	
Under 45 years	39
45 to 64 years	52
65 years and over	24
Average age of principal operator (years)	53.2

Economic Characteristics

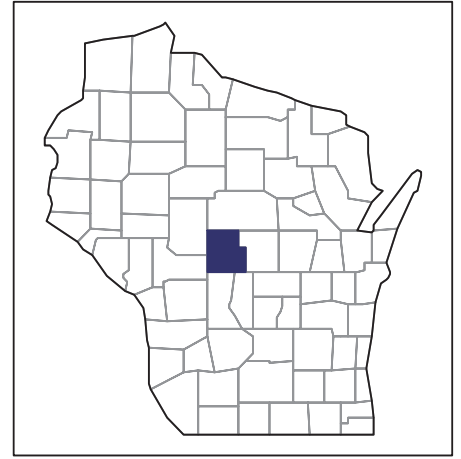
Item	Quantity
Farms by value of sales:	
Less than \$1,000	43
\$1,000 to \$2,499	7
\$2,500 to \$4,999	12
\$5,000 to \$9,999	21
\$10,000 to \$49,999	14
\$50,000 to \$99,999	9
\$100,000 to \$249,999	7
\$250,000 to \$499,999	1
\$500,000 or more	1
Total farm production expenses (\$1,000)	4,965
Average per farm (\$)	43,176
Net cash farm income of operation (\$1,000)	371
Average per farm (\$)	3,229
Value of agricultural products sold directly to individuals for human consumption (\$1,000)	34
Total organic product sales (\$1,000)	-
Total income from farm-related sources, gross before taxes and expenses (\$1,000)	288

See "Census of Agriculture, Volume 1, Geographic Area Series" for complete footnotes, explanations, definitions, and methodology.
(D) Cannot be disclosed. (Z) Less than half of the unit shown.

2007 CENSUS OF AGRICULTURE

Wood County – Wisconsin

Farms with Spanish, Hispanic, or Latino Operators Compared with All Farms



Data are not available at this geographic level for farms with Spanish, Hispanic, or Latino operators.



United States Department of Agriculture
National Agricultural Statistics Service

www.agcensus.usda.gov

2007 CENSUS OF AGRICULTURE

Wood County – Wisconsin

Farms with American Indian or Alaska Native Operators Compared with All Farms



Data are not available at this geographic level for farms with American Indian or Alaska Native operators.



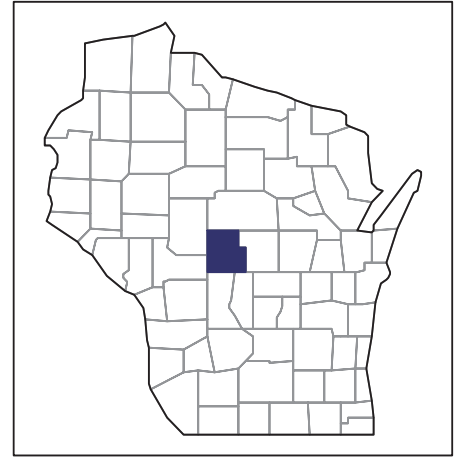
United States Department of Agriculture
National Agricultural Statistics Service

www.agcensus.usda.gov

2007 CENSUS OF AGRICULTURE

Wood County – Wisconsin

Farms with Asian Operators
Compared with All Farms



Data are not available at this geographic level for farms with Asian operators.



United States Department of Agriculture
National Agricultural Statistics Service

www.agcensus.usda.gov

2007 CENSUS OF AGRICULTURE

Wood County – Wisconsin

Farms with Black or African American Operators Compared with All Farms



Data are not available at this geographic level for farms with Black or African American operators.



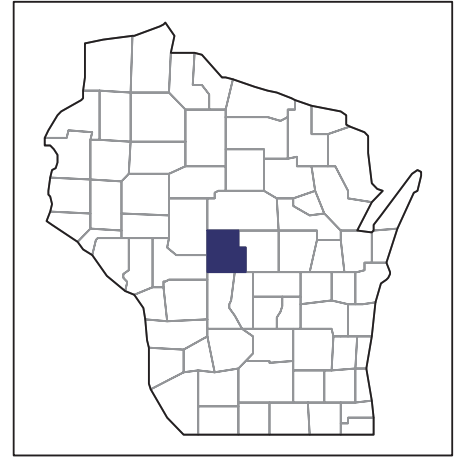
United States Department of Agriculture
National Agricultural Statistics Service

www.agcensus.usda.gov

2007 CENSUS OF AGRICULTURE

Wood County – Wisconsin

Farms with Native Hawaiian or Other Pacific Islander Operators Compared with All Farms



Data are not available at this geographic level for farms with Native Hawaiian or Other Pacific Islander operators.



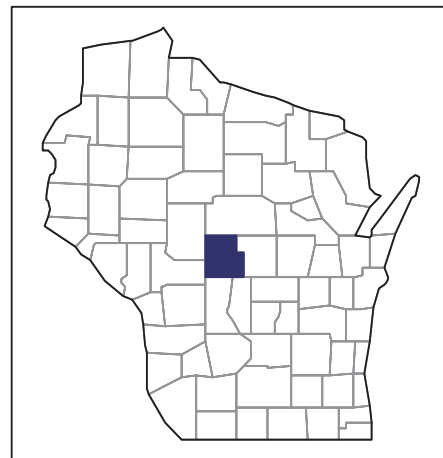
United States Department of Agriculture
National Agricultural Statistics Service

www.agcensus.usda.gov

2007 CENSUS OF AGRICULTURE

Wood County – Wisconsin

**Farms with White Operators
Compared with All Farms**



Data are not available at this geographic level for farms with White operators.



United States Department of Agriculture
National Agricultural Statistics Service

www.agcensus.usda.gov

