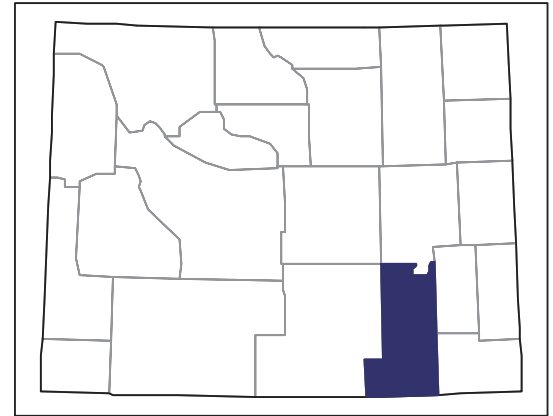


2007 CENSUS OF AGRICULTURE



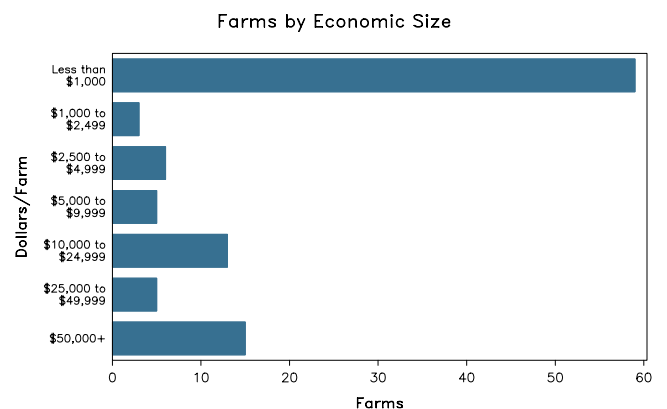
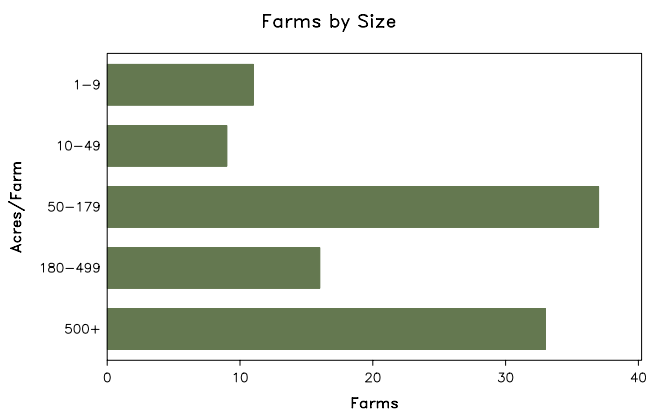
Albany County – Wyoming

Farms with Women Principal Operators Compared with All Farms

	Women Principal Operators	All Farms
Number of Farms	106	448
Land in Farms	187,203 acres	1,856,054 acres
Average Size of Farm	1,766 acres	4,143 acres
Market Value of Products Sold	\$3,750,000	\$35,944,000
Crop Sales	\$266,000	\$3,683,000
Livestock Sales	\$3,483,000	\$32,261,000
Average Per Farm	\$35,376	\$80,232
Government Payments	(D)	\$487,000
Average Per Farm Receiving Payments	(D)	\$15,210

See footnotes on reverse page.

Farms with Women Principal Operators



2007 CENSUS OF AGRICULTURE

Albany County – Wyoming Farms with Women Principal Operators

Selected Highlights

Item	Farms	Quantity
MARKET VALUE OF AGRICULTURAL PRODUCTS SOLD (\$1,000)		
Total value of agricultural products sold	106	3,750
Value of crops including nursery and greenhouse	11	266
Value of livestock, poultry, and their products	47	3,483
VALUE OF SALES BY COMMODITY GROUP (\$1,000)		
Grains, oilseeds, dry beans, and dry peas	-	-
Tobacco	-	-
Cotton and cottonseed	-	-
Vegetables, melons, potatoes and sweet potatoes	1	(D)
Fruits, tree nuts, and berries	-	-
Nursery, greenhouse, floriculture, and sod	2	(D)
Cut Christmas trees and short rotation woody crops	-	-
Other crops and hay	9	(D)
Poultry and eggs	5	(D)
Cattle and calves	31	2,777
Milk and other dairy products from cows	-	-
Hogs and pigs	2	(D)
Sheep, goats, and their products	2	(D)
Horses, ponies, mules, burros, and donkeys	18	143
Aquaculture	-	-
Other animals and other animal products	6	558
TOP CROP ITEMS (acres)		
Forage - land used for all hay and haylage, grass silage, and greenchop	20	(D)
Vegetables harvested for sale	1	(D)
Lettuce, all	1	(D)
Spinach	1	(D)
Beets	1	(D)
TOP LIVESTOCK INVENTORY ITEMS (number)		
Cattle and calves	35	(D)
Horses and ponies	68	1,036
Bison	2	(D)
Layers	9	(D)
Llamas	3	(D)

Operator Characteristics

Item	Quantity
Primary occupation:	
Farming	37
Other	69
Days worked off farm:	
None	52
Any	54
Years on present farm:	
2 years or less	-
3 to 4 years	8
5 to 9 years	20
10 years or more	78
Age group:	
Under 45 years	14
45 to 64 years	57
65 years and over	35
Average age of principal operator (years)	59.6

Economic Characteristics

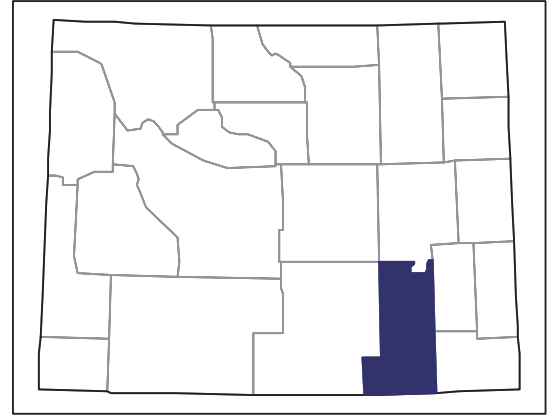
Item	Quantity
Farms by value of sales:	
Less than \$1,000	59
\$1,000 to \$2,499	3
\$2,500 to \$4,999	6
\$5,000 to \$9,999	5
\$10,000 to \$49,999	18
\$50,000 to \$99,999	2
\$100,000 to \$249,999	10
\$250,000 to \$499,999	2
\$500,000 or more	1
Total farm production expenses (\$1,000)	3,602
Average per farm (\$)	33,981
Net cash farm income of operation (\$1,000)	457
Average per farm (\$)	4,312
Value of agricultural products sold directly to individuals for human consumption (\$1,000)	(D)
Total organic product sales (\$1,000)	-
Total income from farm-related sources, gross before taxes and expenses (\$1,000)	(D)

See "Census of Agriculture, Volume 1, Geographic Area Series" for complete footnotes, explanations, definitions, and methodology.
(D) Cannot be disclosed. (Z) Less than half of the unit shown.

2007 CENSUS OF AGRICULTURE

Albany County – Wyoming

Farms with Spanish, Hispanic, or Latino Operators Compared with All Farms



Data are not available at this geographic level for farms with Spanish, Hispanic, or Latino operators.



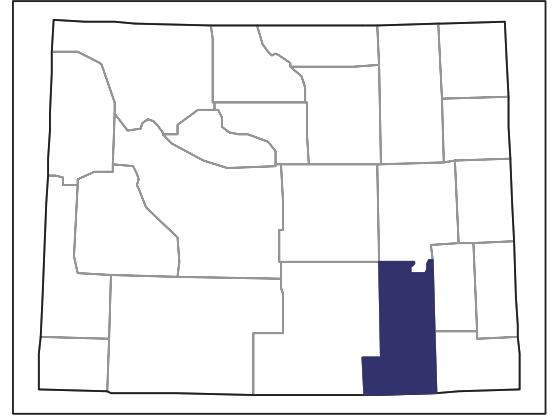
United States Department of Agriculture
National Agricultural Statistics Service

www.agcensus.usda.gov

2007 CENSUS OF AGRICULTURE

Albany County – Wyoming

Farms with American Indian or Alaska Native Operators Compared with All Farms



Data are not available at this geographic level for farms with American Indian or Alaska Native operators.



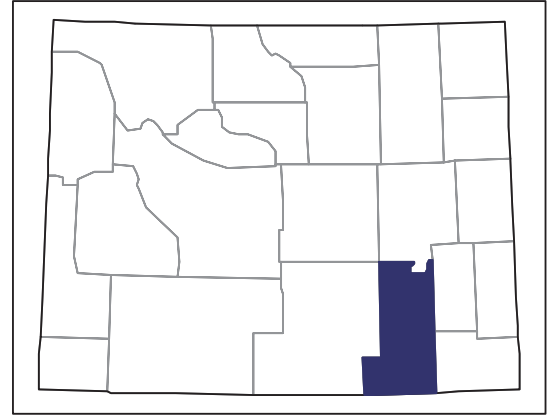
United States Department of Agriculture
National Agricultural Statistics Service

www.agcensus.usda.gov

2007 CENSUS *OF* AGRICULTURE

Albany County – Wyoming

**Farms with Asian Operators
Compared with All Farms**



Data are not available at this geographic level for farms with Asian operators.



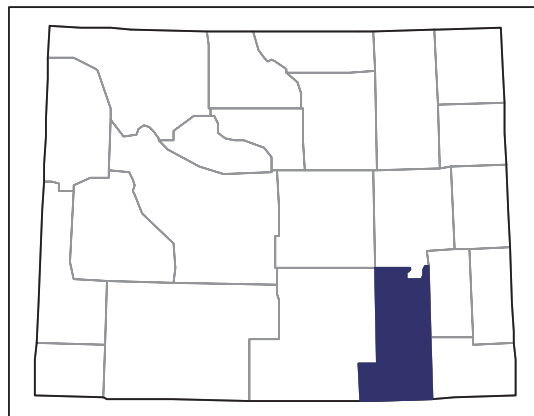
United States Department of Agriculture
National Agricultural Statistics Service

www.agcensus.usda.gov

2007 CENSUS OF AGRICULTURE

Albany County – Wyoming

Farms with Black or African American Operators Compared with All Farms



Data are not available at this geographic level for farms with Black or African American operators.



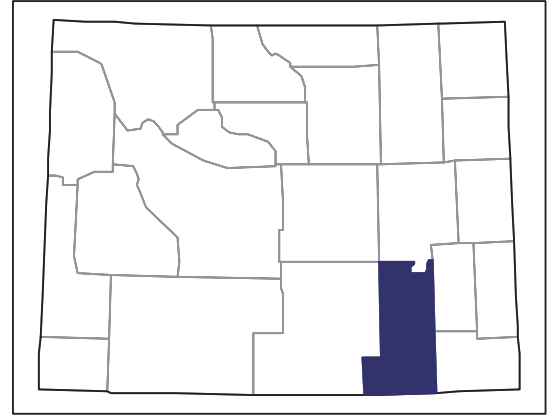
United States Department of Agriculture
National Agricultural Statistics Service

www.agcensus.usda.gov

2007 CENSUS *OF* AGRICULTURE

Albany County – Wyoming

Farms with Native Hawaiian or Other Pacific Islander Operators Compared with All Farms



Data are not available at this geographic level for farms with Native Hawaiian or Other Pacific Islander operators.



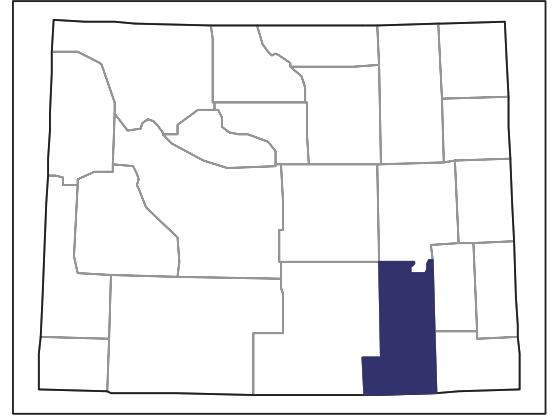
United States Department of Agriculture
National Agricultural Statistics Service

www.agcensus.usda.gov

2007 CENSUS OF AGRICULTURE

Albany County – Wyoming

Farms with White Operators
Compared with All Farms



Data are not available at this geographic level for farms with White operators.



United States Department of Agriculture
National Agricultural Statistics Service

www.agcensus.usda.gov

