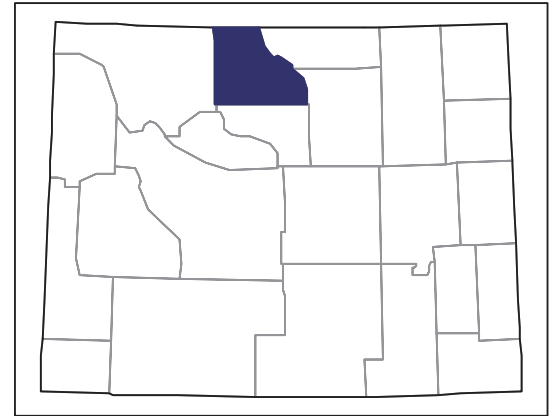


2007 CENSUS OF AGRICULTURE



Big Horn County – Wyoming

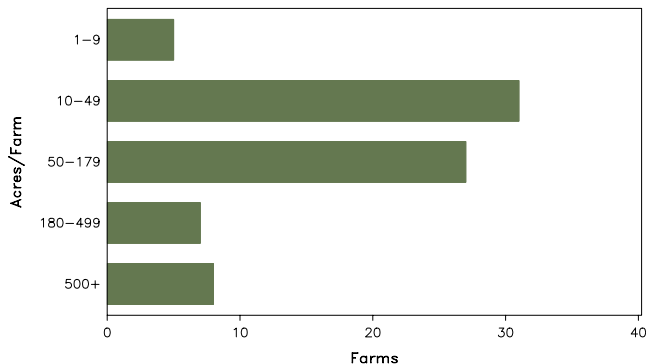
Farms with Women Principal Operators Compared with All Farms

	Women Principal Operators	All Farms
Number of Farms	78	621
Land in Farms	14,845 acres	438,033 acres
Average Size of Farm	190 acres	705 acres
Market Value of Products Sold	\$1,646,000	\$51,777,000
Crop Sales	(D)	\$24,613,000
Livestock Sales	(D)	\$27,164,000
Average Per Farm	\$21,103	\$83,377
Government Payments	\$65,000	\$1,365,000
Average Per Farm Receiving Payments	\$5,384	\$6,823

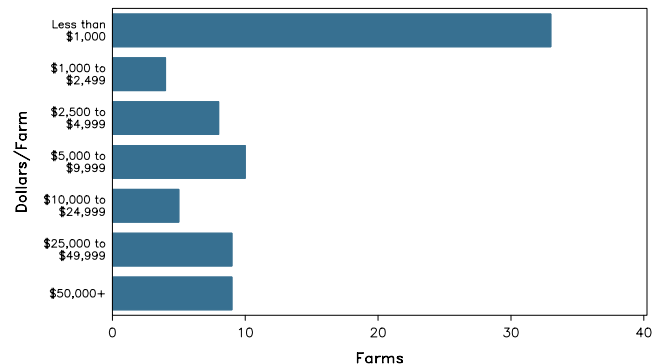
See footnotes on reverse page.

Farms with Women Principal Operators

Farms by Size



Farms by Economic Size



2007 CENSUS OF AGRICULTURE

Big Horn County – Wyoming Farms with Women Principal Operators

Selected Highlights

Item	Farms	Quantity
MARKET VALUE OF AGRICULTURAL PRODUCTS SOLD (\$1,000)		
Total value of agricultural products sold	78	1,646
Value of crops including nursery and greenhouse	24	(D)
Value of livestock, poultry, and their products	34	(D)
VALUE OF SALES BY COMMODITY GROUP (\$1,000)		
Grains, oilseeds, dry beans, and dry peas	5	(D)
Tobacco	-	-
Cotton and cottonseed	-	-
Vegetables, melons, potatoes and sweet potatoes	1	(D)
Fruits, tree nuts, and berries	-	-
Nursery, greenhouse, floriculture, and sod	-	-
Cut Christmas trees and short rotation woody crops	-	-
Other crops and hay	21	766
Poultry and eggs	2	(D)
Cattle and calves	18	311
Milk and other dairy products from cows	-	-
Hogs and pigs	3	1
Sheep, goats, and their products	8	(D)
Horses, ponies, mules, burros, and donkeys	10	180
Aquaculture	-	-
Other animals and other animal products	2	(D)
TOP CROP ITEMS (acres)		
Forage - land used for all hay and haylage, grass silage, and greenchop	36	2,687
Wheat for grain, all	4	(D)
Sugarbeets for sugar	3	(D)
Barley for grain	1	(D)
Dry edible beans, excluding limas	1	(D)
TOP LIVESTOCK INVENTORY ITEMS (number)		
Sheep and lambs	6	(D)
Goats, all	16	1,083
Cattle and calves	27	993
Horses and ponies	38	527
Layers	8	73

Operator Characteristics

Item	Quantity
Primary occupation:	
Farming	37
Other	41
Days worked off farm:	
None	29
Any	49
Years on present farm:	
2 years or less	5
3 to 4 years	7
5 to 9 years	21
10 years or more	45
Age group:	
Under 45 years	23
45 to 64 years	35
65 years and over	20
Average age of principal operator (years)	52.7

Economic Characteristics

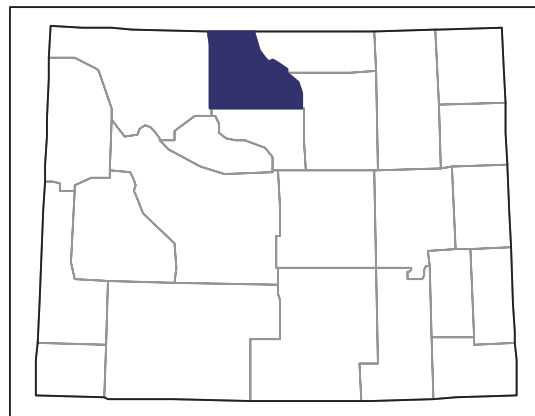
Item	Quantity
Farms by value of sales:	
Less than \$1,000	33
\$1,000 to \$2,499	5
\$2,500 to \$4,999	7
\$5,000 to \$9,999	10
\$10,000 to \$49,999	14
\$50,000 to \$99,999	2
\$100,000 to \$249,999	7
\$250,000 to \$499,999	-
\$500,000 or more	-
Total farm production expenses (\$1,000)	2,080
Average per farm (\$)	26,670
Net cash farm income of operation (\$1,000)	-152
Average per farm (\$)	-1,944
Value of agricultural products sold directly to individuals for human consumption (\$1,000)	(D)
Total organic product sales (\$1,000)	-
Total income from farm-related sources, gross before taxes and expenses (\$1,000)	218

See "Census of Agriculture, Volume 1, Geographic Area Series" for complete footnotes, explanations, definitions, and methodology.
(D) Cannot be disclosed. (Z) Less than half of the unit shown.

2007 CENSUS OF AGRICULTURE

Big Horn County – Wyoming

Farms with Spanish, Hispanic, or Latino Operators Compared with All Farms



Data are not available at this geographic level for farms with Spanish, Hispanic, or Latino operators.



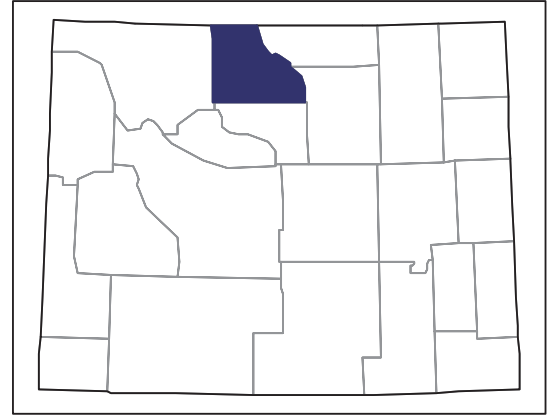
United States Department of Agriculture
National Agricultural Statistics Service

www.agcensus.usda.gov

2007 CENSUS OF AGRICULTURE

Big Horn County – Wyoming

Farms with American Indian or Alaska Native Operators Compared with All Farms



Data are not available at this geographic level for farms with American Indian or Alaska Native operators.



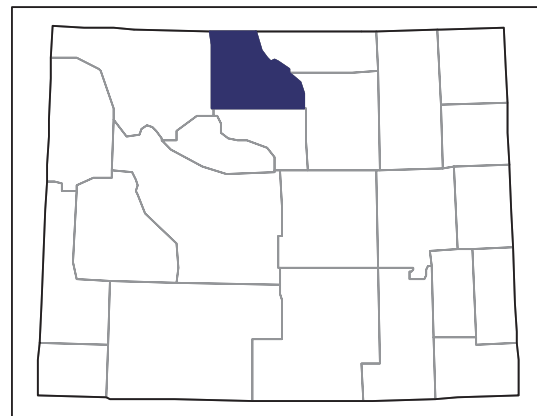
United States Department of Agriculture
National Agricultural Statistics Service

www.agcensus.usda.gov

2007 CENSUS *OF* AGRICULTURE

Big Horn County – Wyoming

**Farms with Asian Operators
Compared with All Farms**



Data are not available at this geographic level for farms with Asian operators.



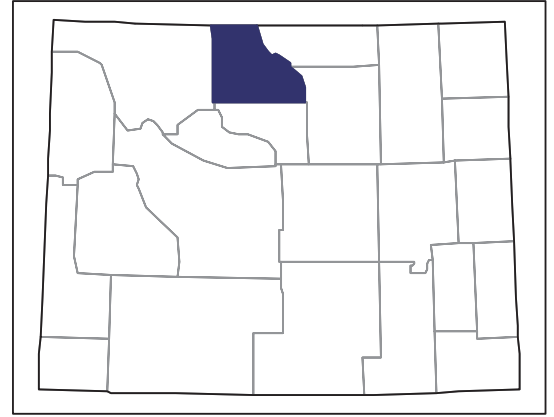
United States Department of Agriculture
National Agricultural Statistics Service

www.agcensus.usda.gov

2007 CENSUS *OF* AGRICULTURE

Big Horn County – Wyoming

Farms with Black or African American Operators Compared with All Farms



Data are not available at this geographic level for farms with Black or African American operators.



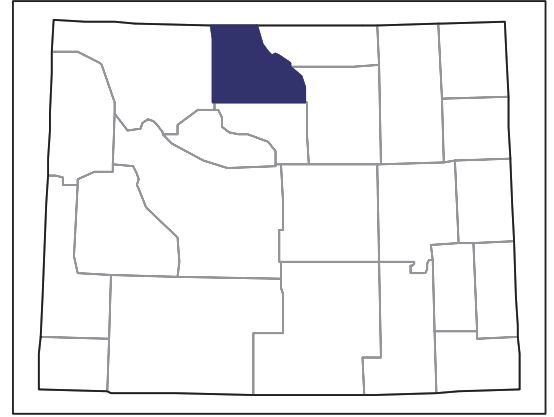
United States Department of Agriculture
National Agricultural Statistics Service

www.agcensus.usda.gov

2007 CENSUS *OF* AGRICULTURE

Big Horn County – Wyoming

Farms with Native Hawaiian or Other Pacific Islander Operators Compared with All Farms



Data are not available at this geographic level for farms with Native Hawaiian or Other Pacific Islander operators.



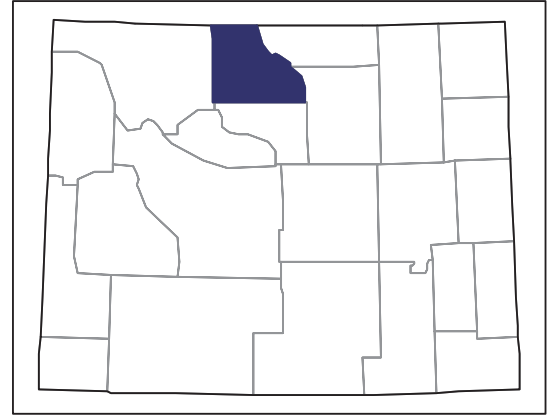
United States Department of Agriculture
National Agricultural Statistics Service

www.agcensus.usda.gov

2007 CENSUS *OF* AGRICULTURE

Big Horn County – Wyoming

**Farms with White Operators
Compared with All Farms**



Data are not available at this geographic level for farms with White operators.



United States Department of Agriculture
National Agricultural Statistics Service

www.agcensus.usda.gov

