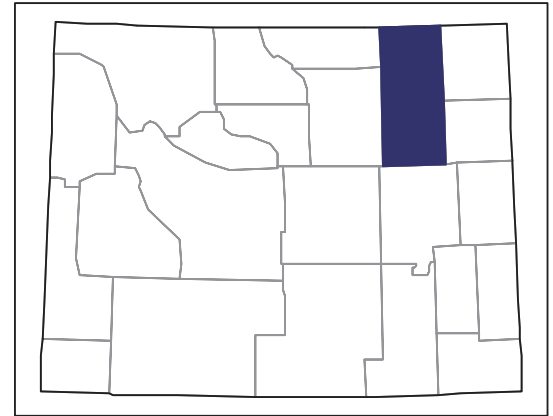


# 2007 CENSUS OF AGRICULTURE



## Campbell County – Wyoming

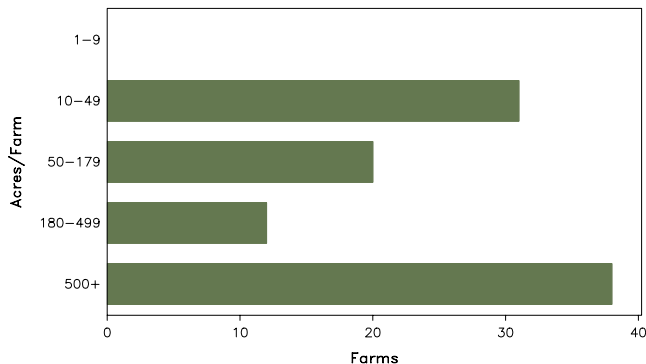
### Farms with Women Principal Operators Compared with All Farms

	Women Principal Operators	All Farms
<b>Number of Farms</b>	101	633
<b>Land in Farms</b>	193,065 acres	2,345,915 acres
<b>Average Size of Farm</b>	1,912 acres	3,706 acres
<b>Market Value of Products Sold</b>	\$2,311,000	\$41,141,000
Crop Sales	\$141,000	\$3,393,000
Livestock Sales	\$2,170,000	\$37,748,000
Average Per Farm	\$22,882	\$64,994
<b>Government Payments</b>	\$157,000	\$1,643,000
Average Per Farm Receiving Payments	\$7,148	\$11,028

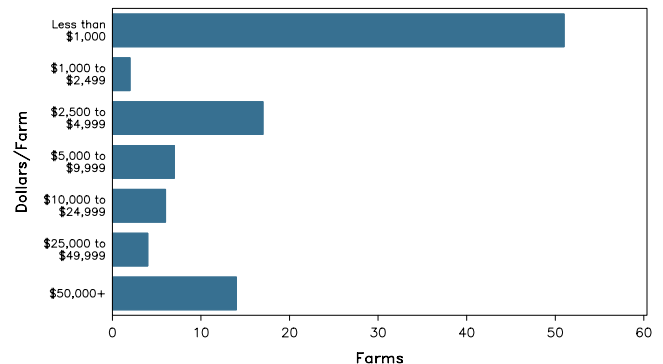
See footnotes on reverse page.

### Farms with Women Principal Operators

Farms by Size



Farms by Economic Size



# 2007 CENSUS OF AGRICULTURE

## Campbell County – Wyoming Farms with Women Principal Operators

### Selected Highlights

Item	Farms	Quantity
<b>MARKET VALUE OF AGRICULTURAL PRODUCTS SOLD (\$1,000)</b>		
Total value of agricultural products sold	101	2,311
Value of crops including nursery and greenhouse	13	141
Value of livestock, poultry, and their products	53	2,170
<b>VALUE OF SALES BY COMMODITY GROUP (\$1,000)</b>		
Grains, oilseeds, dry beans, and dry peas	3	(D)
Tobacco	-	-
Cotton and cottonseed	-	-
Vegetables, melons, potatoes and sweet potatoes	-	-
Fruits, tree nuts, and berries	-	-
Nursery, greenhouse, floriculture, and sod	3	(D)
Cut Christmas trees and short rotation woody crops	-	-
Other crops and hay	9	104
Poultry and eggs	6	(D)
Cattle and calves	30	(D)
Milk and other dairy products from cows	-	-
Hogs and pigs	4	(D)
Sheep, goats, and their products	12	195
Horses, ponies, mules, burros, and donkeys	16	44
Aquaculture	-	-
Other animals and other animal products	1	(D)
<b>TOP CROP ITEMS (acres)</b>		
Forage - land used for all hay and haylage, grass silage, and greenchop	27	4,822
Wheat for grain, all	2	(D)
Barley for grain	1	(D)
<b>TOP LIVESTOCK INVENTORY ITEMS (number)</b>		
Cattle and calves	31	4,686
Sheep and lambs	20	2,652
Horses and ponies	50	349
Layers	7	220
Hogs and pigs	4	(D)

### Operator Characteristics

Item	Quantity
Primary occupation:	
Farming	29
Other	72
Days worked off farm:	
None	40
Any	61
Years on present farm:	
2 years or less	3
3 to 4 years	13
5 to 9 years	24
10 years or more	61
Age group:	
Under 45 years	18
45 to 64 years	56
65 years and over	27
Average age of principal operator (years)	55.9

### Economic Characteristics

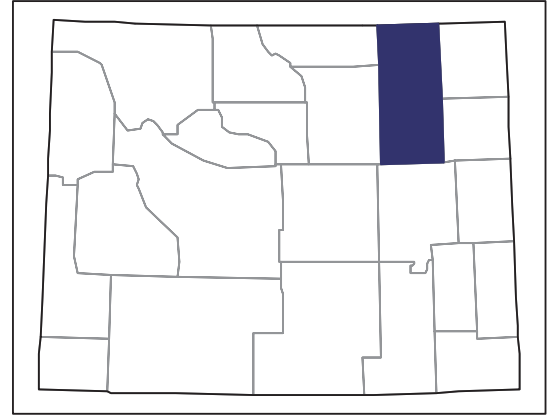
Item	Quantity
Farms by value of sales:	
Less than \$1,000	52
\$1,000 to \$2,499	1
\$2,500 to \$4,999	17
\$5,000 to \$9,999	7
\$10,000 to \$49,999	11
\$50,000 to \$99,999	6
\$100,000 to \$249,999	5
\$250,000 to \$499,999	2
\$500,000 or more	-
Total farm production expenses (\$1,000)	2,656
Average per farm (\$)	26,294
Net cash farm income of operation (\$1,000)	7
Average per farm (\$)	74
Value of agricultural products sold directly to individuals for human consumption (\$1,000)	11
Total organic product sales (\$1,000)	-
Total income from farm-related sources, gross before taxes and expenses (\$1,000)	195

See "Census of Agriculture, Volume 1, Geographic Area Series" for complete footnotes, explanations, definitions, and methodology.  
(D) Cannot be disclosed. (Z) Less than half of the unit shown.

# 2007 CENSUS OF AGRICULTURE

## Campbell County – Wyoming

### Farms with Spanish, Hispanic, or Latino Operators Compared with All Farms



Data are not available at this geographic level for farms with Spanish, Hispanic, or Latino operators.



United States Department of Agriculture  
National Agricultural Statistics Service

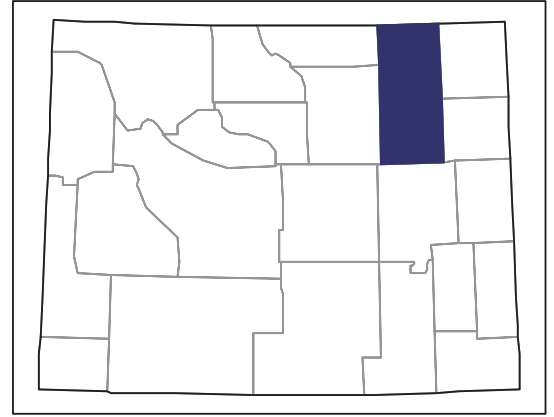
[www.agcensus.usda.gov](http://www.agcensus.usda.gov)



# 2007 CENSUS OF AGRICULTURE

## Campbell County – Wyoming

### Farms with American Indian or Alaska Native Operators Compared with All Farms



Data are not available at this geographic level for farms with American Indian or Alaska Native operators.



United States Department of Agriculture  
National Agricultural Statistics Service

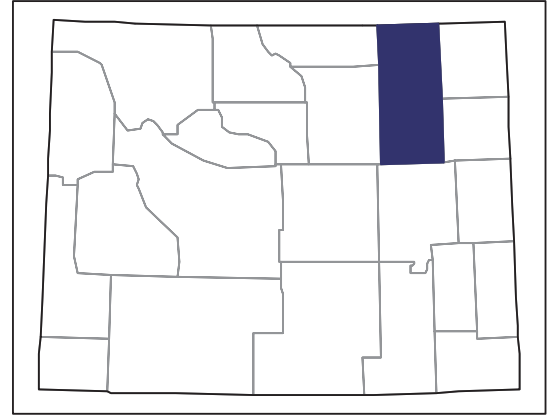
[www.agcensus.usda.gov](http://www.agcensus.usda.gov)



# 2007 CENSUS *OF* AGRICULTURE

**Campbell County – Wyoming**

**Farms with Asian Operators  
Compared with All Farms**



**Data are not available at this geographic level for farms with Asian operators.**



United States Department of Agriculture  
National Agricultural Statistics Service

[www.agcensus.usda.gov](http://www.agcensus.usda.gov)

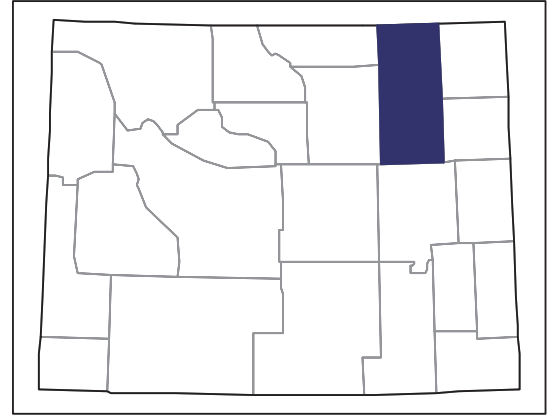




# 2007 CENSUS *OF* AGRICULTURE

## Campbell County – Wyoming

### Farms with Black or African American Operators Compared with All Farms



Data are not available at this geographic level for farms with Black or African American operators.



United States Department of Agriculture  
National Agricultural Statistics Service

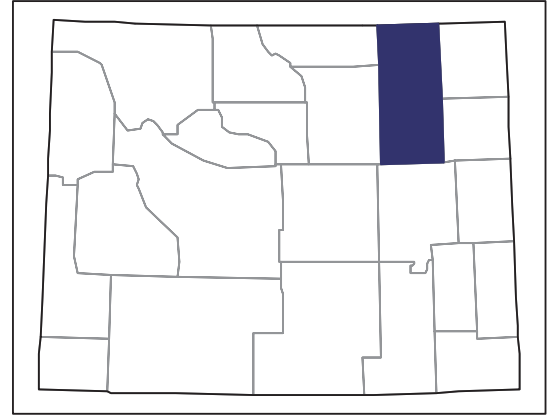
[www.agcensus.usda.gov](http://www.agcensus.usda.gov)



# 2007 CENSUS OF AGRICULTURE

## Campbell County – Wyoming

### Farms with Native Hawaiian or Other Pacific Islander Operators Compared with All Farms



Data are not available at this geographic level for farms with Native Hawaiian or Other Pacific Islander operators.



United States Department of Agriculture  
National Agricultural Statistics Service

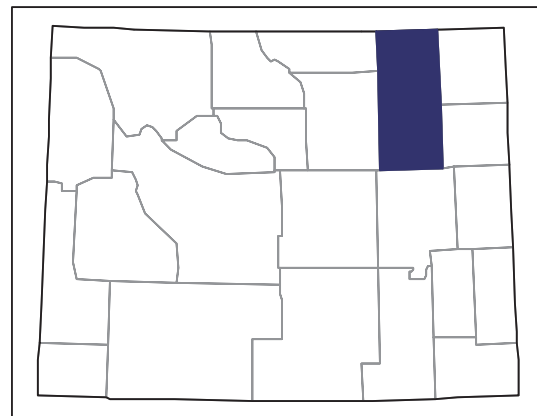
[www.agcensus.usda.gov](http://www.agcensus.usda.gov)



# 2007 CENSUS *OF* AGRICULTURE

**Campbell County – Wyoming**

**Farms with White Operators  
Compared with All Farms**



**Data are not available at this geographic level for farms with White operators.**



United States Department of Agriculture  
National Agricultural Statistics Service

[www.agcensus.usda.gov](http://www.agcensus.usda.gov)

