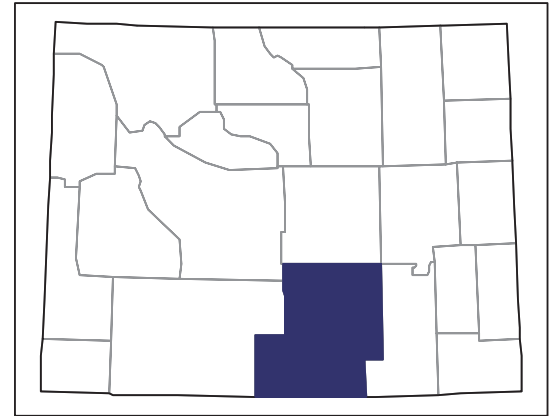


2007 CENSUS OF AGRICULTURE



Carbon County – Wyoming

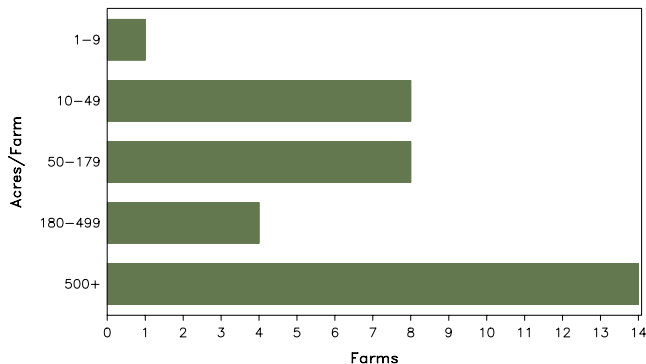
Farms with Women Principal Operators Compared with All Farms

	Women Principal Operators	All Farms
Number of Farms	35	287
Land in Farms	111,018 acres	2,172,544 acres
Average Size of Farm	3,172 acres	7,570 acres
Market Value of Products Sold	\$1,765,000	\$59,842,000
Crop Sales	\$51,000	\$1,961,000
Livestock Sales	\$1,714,000	\$57,881,000
Average Per Farm	\$50,433	\$208,509
Government Payments	(D)	\$478,000
Average Per Farm Receiving Payments	(D)	\$17,084

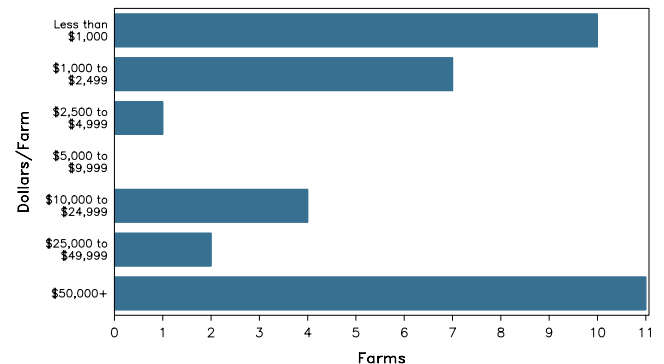
See footnotes on reverse page.

Farms with Women Principal Operators

Farms by Size



Farms by Economic Size



2007 CENSUS OF AGRICULTURE

Carbon County – Wyoming Farms with Women Principal Operators

Selected Highlights

Item	Farms	Quantity
MARKET VALUE OF AGRICULTURAL PRODUCTS SOLD (\$1,000)		
Total value of agricultural products sold	35	1,765
Value of crops including nursery and greenhouse	9	51
Value of livestock, poultry, and their products	25	1,714
VALUE OF SALES BY COMMODITY GROUP (\$1,000)		
Grains, oilseeds, dry beans, and dry peas	-	-
Tobacco	-	-
Cotton and cottonseed	-	-
Vegetables, melons, potatoes and sweet potatoes	-	-
Fruits, tree nuts, and berries	-	-
Nursery, greenhouse, floriculture, and sod	-	-
Cut Christmas trees and short rotation woody crops	-	-
Other crops and hay	9	51
Poultry and eggs	6	3
Cattle and calves	17	1,657
Milk and other dairy products from cows	-	-
Hogs and pigs	2	(D)
Sheep, goats, and their products	7	(D)
Horses, ponies, mules, burros, and donkeys	1	(D)
Aquaculture	-	-
Other animals and other animal products	-	-
TOP CROP ITEMS (acres)		
Forage - land used for all hay and haylage, grass silage, and greenchop	15	3,983
TOP LIVESTOCK INVENTORY ITEMS (number)		
Cattle and calves	20	4,500
Sheep and lambs	13	490
Horses and ponies	13	176
Layers	6	120
Goats, all	2	(D)

Operator Characteristics

Item	Quantity
Primary occupation:	
Farming	24
Other	11
Days worked off farm:	
None	17
Any	18
Years on present farm:	
2 years or less	7
3 to 4 years	9
5 to 9 years	4
10 years or more	15
Age group:	
Under 45 years	14
45 to 64 years	11
65 years and over	10
Average age of principal operator (years)	51.9

Economic Characteristics

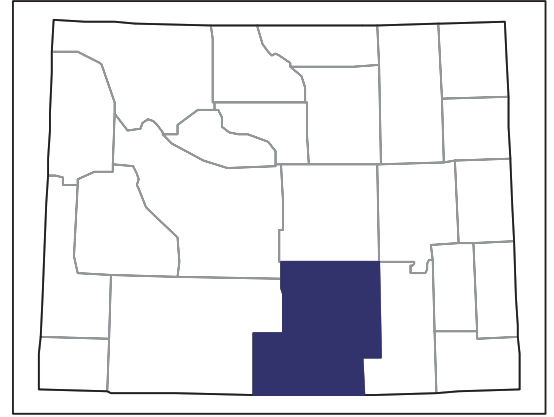
Item	Quantity
Farms by value of sales:	
Less than \$1,000	10
\$1,000 to \$2,499	7
\$2,500 to \$4,999	1
\$5,000 to \$9,999	-
\$10,000 to \$49,999	7
\$50,000 to \$99,999	7
\$100,000 to \$249,999	2
\$250,000 to \$499,999	-
\$500,000 or more	1
Total farm production expenses (\$1,000)	1,677
Average per farm (\$)	47,905
Net cash farm income of operation (\$1,000)	469
Average per farm (\$)	13,409
Value of agricultural products sold directly to individuals for human consumption (\$1,000)	(D)
Total organic product sales (\$1,000)	-
Total income from farm-related sources, gross before taxes and expenses (\$1,000)	(D)

See "Census of Agriculture, Volume 1, Geographic Area Series" for complete footnotes, explanations, definitions, and methodology.
(D) Cannot be disclosed. (Z) Less than half of the unit shown.

2007 CENSUS OF AGRICULTURE

Carbon County – Wyoming

Farms with Spanish, Hispanic, or Latino Operators Compared with All Farms



Data are not available at this geographic level for farms with Spanish, Hispanic, or Latino operators.



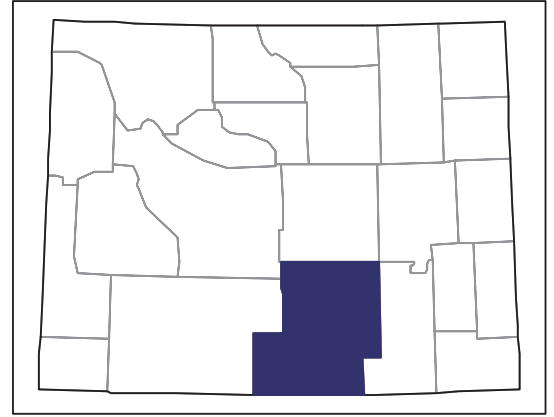
United States Department of Agriculture
National Agricultural Statistics Service

www.agcensus.usda.gov

2007 CENSUS OF AGRICULTURE

Carbon County – Wyoming

Farms with American Indian or Alaska Native Operators Compared with All Farms



Data are not available at this geographic level for farms with American Indian or Alaska Native operators.



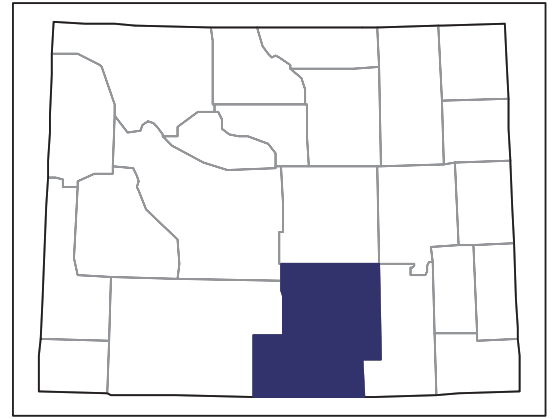
United States Department of Agriculture
National Agricultural Statistics Service

www.agcensus.usda.gov

2007 CENSUS OF AGRICULTURE

Carbon County – Wyoming

**Farms with Asian Operators
Compared with All Farms**



Data are not available at this geographic level for farms with Asian operators.



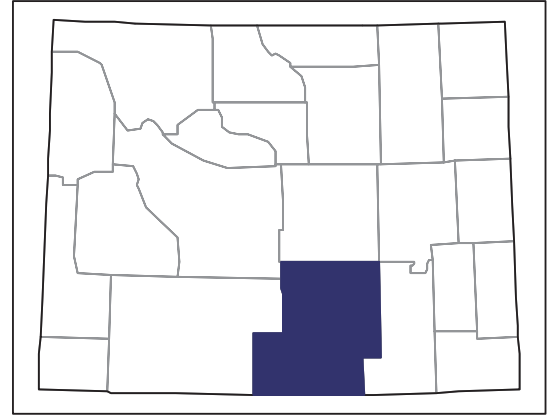
United States Department of Agriculture
National Agricultural Statistics Service

www.agcensus.usda.gov

2007 CENSUS OF AGRICULTURE

Carbon County – Wyoming

Farms with Black or African American Operators Compared with All Farms



Data are not available at this geographic level for farms with Black or African American operators.



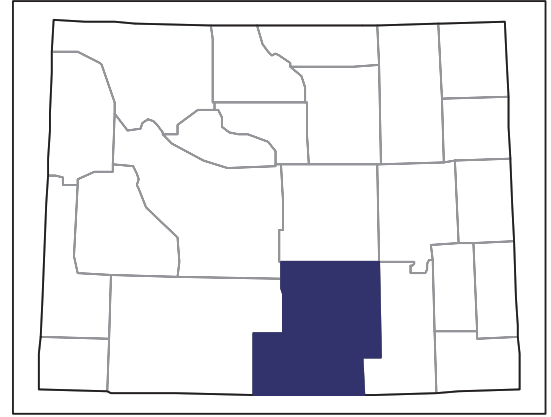
United States Department of Agriculture
National Agricultural Statistics Service

www.agcensus.usda.gov

2007 CENSUS OF AGRICULTURE

Carbon County – Wyoming

Farms with Native Hawaiian or Other Pacific Islander Operators Compared with All Farms



Data are not available at this geographic level for farms with Native Hawaiian or Other Pacific Islander operators.



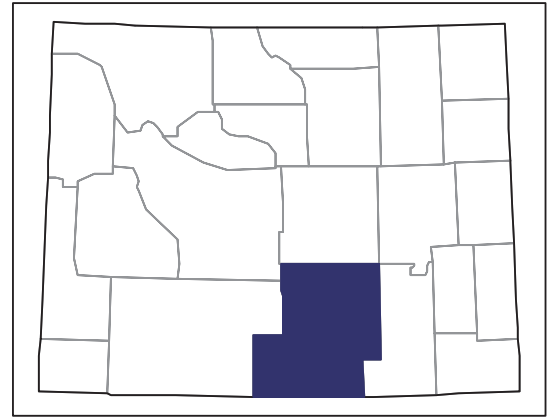
United States Department of Agriculture
National Agricultural Statistics Service

www.agcensus.usda.gov

2007 CENSUS OF AGRICULTURE

Carbon County – Wyoming

**Farms with White Operators
Compared with All Farms**



Data are not available at this geographic level for farms with White operators.



United States Department of Agriculture
National Agricultural Statistics Service

www.agcensus.usda.gov

