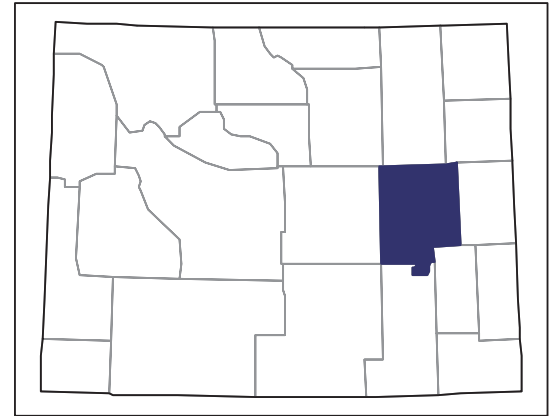


2007 CENSUS OF AGRICULTURE



Converse County – Wyoming

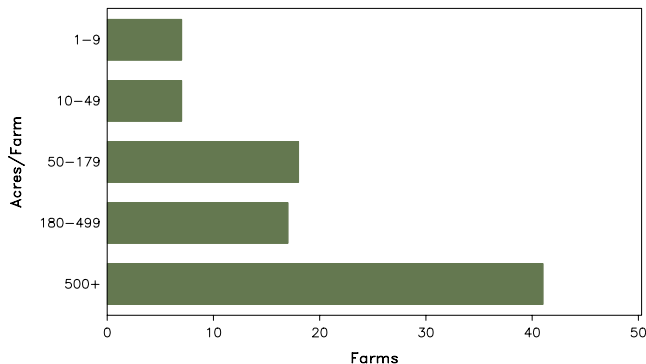
Farms with Women Principal Operators Compared with All Farms

	Women Principal Operators	All Farms
Number of Farms	90	435
Land in Farms	275,101 acres	2,366,020 acres
Average Size of Farm	3,057 acres	5,439 acres
Market Value of Products Sold	\$3,757,000	\$34,753,000
Crop Sales	\$190,000	\$3,001,000
Livestock Sales	\$3,566,000	\$31,752,000
Average Per Farm	\$41,743	\$79,891
Government Payments	\$38,000	\$1,001,000
Average Per Farm Receiving Payments	\$3,482	\$15,645

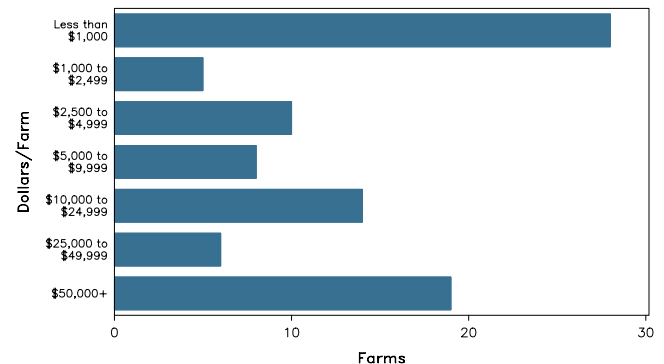
See footnotes on reverse page.

Farms with Women Principal Operators

Farms by Size



Farms by Economic Size



2007 CENSUS OF AGRICULTURE

Converse County – Wyoming Farms with Women Principal Operators

Selected Highlights

Item	Farms	Quantity
MARKET VALUE OF AGRICULTURAL PRODUCTS SOLD (\$1,000)		
Total value of agricultural products sold	90	3,757
Value of crops including nursery and greenhouse	17	190
Value of livestock, poultry, and their products	61	3,566
VALUE OF SALES BY COMMODITY GROUP (\$1,000)		
Grains, oilseeds, dry beans, and dry peas	1	(D)
Tobacco	-	-
Cotton and cottonseed	-	-
Vegetables, melons, potatoes and sweet potatoes	1	(D)
Fruits, tree nuts, and berries	-	-
Nursery, greenhouse, floriculture, and sod	-	-
Cut Christmas trees and short rotation woody crops	-	-
Other crops and hay	16	(D)
Poultry and eggs	7	3
Cattle and calves	39	2,990
Milk and other dairy products from cows	-	-
Hogs and pigs	2	(D)
Sheep, goats, and their products	16	515
Horses, ponies, mules, burros, and donkeys	17	48
Aquaculture	-	-
Other animals and other animal products	3	(D)
TOP CROP ITEMS (acres)		
Forage - land used for all hay and haylage, grass silage, and greenchop	30	3,503
Oats for grain	1	(D)
Vegetables harvested for sale	1	(D)
Asparagus, bearing age	1	(D)
Beans, snap	1	(D)
TOP LIVESTOCK INVENTORY ITEMS (number)		
Cattle and calves	48	7,082
Sheep and lambs	15	5,673
Horses and ponies	47	345
Layers	8	151
Goats, all	9	104

Operator Characteristics

Item	Quantity
Primary occupation:	
Farming	44
Other	46
Days worked off farm:	
None	44
Any	46
Years on present farm:	
2 years or less	8
3 to 4 years	12
5 to 9 years	8
10 years or more	62
Age group:	
Under 45 years	27
45 to 64 years	33
65 years and over	30
Average age of principal operator (years)	55.2

Economic Characteristics

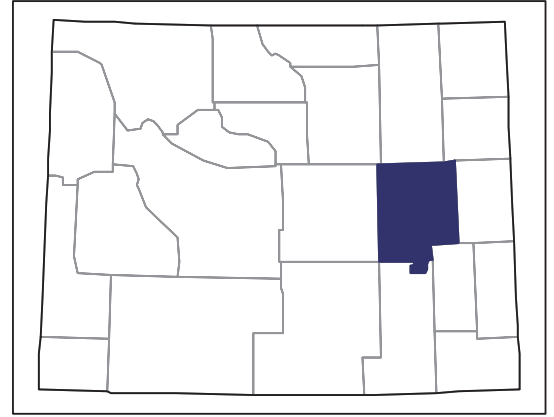
Item	Quantity
Farms by value of sales:	
Less than \$1,000	30
\$1,000 to \$2,499	6
\$2,500 to \$4,999	9
\$5,000 to \$9,999	7
\$10,000 to \$49,999	19
\$50,000 to \$99,999	4
\$100,000 to \$249,999	14
\$250,000 to \$499,999	-
\$500,000 or more	1
Total farm production expenses (\$1,000)	3,640
Average per farm (\$)	40,447
Net cash farm income of operation (\$1,000)	313
Average per farm (\$)	3,472
Value of agricultural products sold directly to individuals for human consumption (\$1,000)	(D)
Total organic product sales (\$1,000)	(D)
Total income from farm-related sources, gross before taxes and expenses (\$1,000)	158

See "Census of Agriculture, Volume 1, Geographic Area Series" for complete footnotes, explanations, definitions, and methodology.
(D) Cannot be disclosed. (Z) Less than half of the unit shown.

2007 CENSUS OF AGRICULTURE

Converse County – Wyoming

Farms with Spanish, Hispanic, or Latino Operators Compared with All Farms



Data are not available at this geographic level for farms with Spanish, Hispanic, or Latino operators.



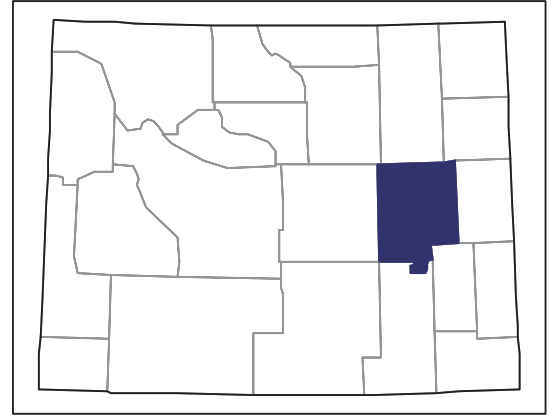
United States Department of Agriculture
National Agricultural Statistics Service

www.agcensus.usda.gov

2007 CENSUS OF AGRICULTURE

Converse County – Wyoming

Farms with American Indian or Alaska Native Operators Compared with All Farms



Data are not available at this geographic level for farms with American Indian or Alaska Native operators.



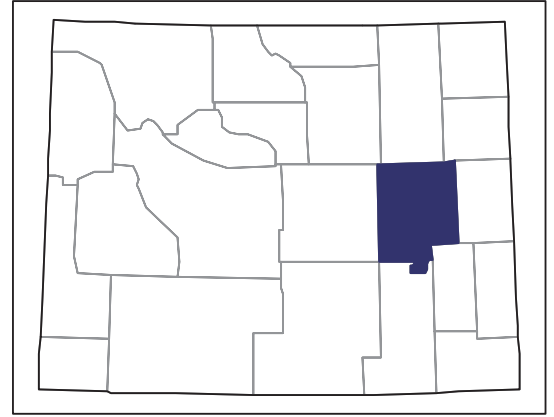
United States Department of Agriculture
National Agricultural Statistics Service

www.agcensus.usda.gov

2007 CENSUS *OF* AGRICULTURE

Converse County – Wyoming

**Farms with Asian Operators
Compared with All Farms**



Data are not available at this geographic level for farms with Asian operators.



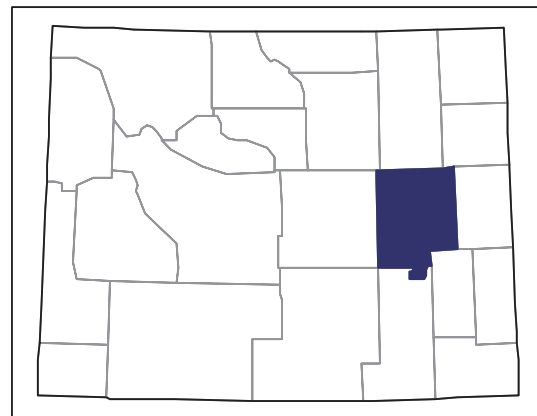
United States Department of Agriculture
National Agricultural Statistics Service

www.agcensus.usda.gov

2007 CENSUS *OF* AGRICULTURE

Converse County – Wyoming

Farms with Black or African American Operators Compared with All Farms



Data are not available at this geographic level for farms with Black or African American operators.



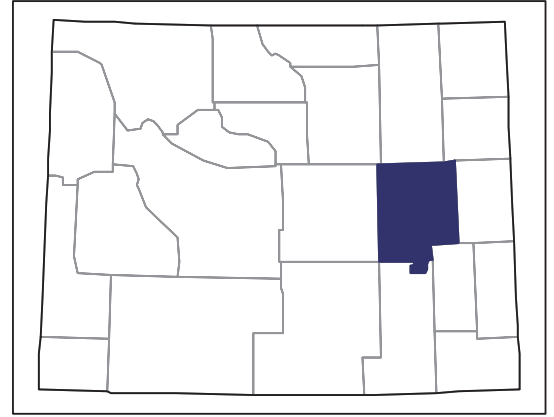
United States Department of Agriculture
National Agricultural Statistics Service

www.agcensus.usda.gov

2007 CENSUS OF AGRICULTURE

Converse County – Wyoming

Farms with Native Hawaiian or Other Pacific Islander Operators Compared with All Farms



Data are not available at this geographic level for farms with Native Hawaiian or Other Pacific Islander operators.



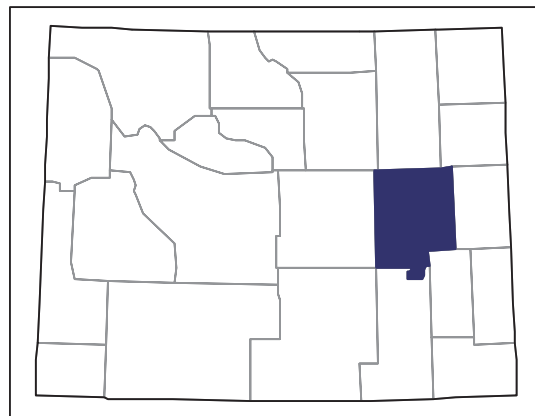
United States Department of Agriculture
National Agricultural Statistics Service

www.agcensus.usda.gov

2007 CENSUS *OF* AGRICULTURE

Converse County – Wyoming

**Farms with White Operators
Compared with All Farms**



Data are not available at this geographic level for farms with White operators.



United States Department of Agriculture
National Agricultural Statistics Service

www.agcensus.usda.gov

