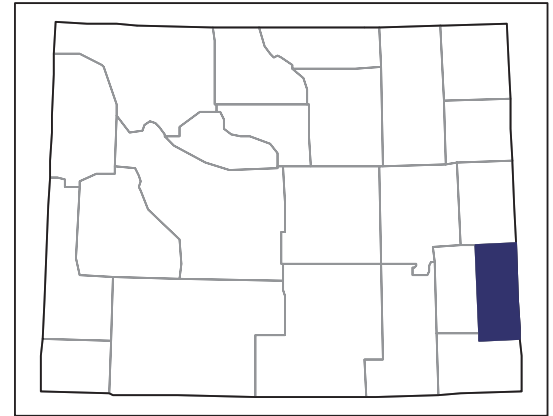


2007 CENSUS OF AGRICULTURE



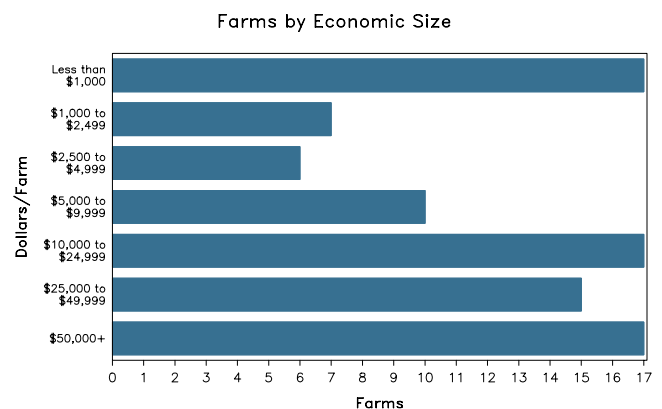
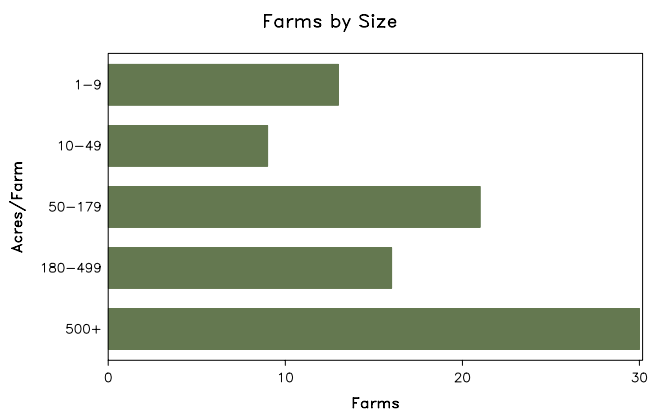
Goshen County – Wyoming

Farms with Women Principal Operators Compared with All Farms

	Women Principal Operators	All Farms
Number of Farms	89	815
Land in Farms	107,550 acres	1,368,342 acres
Average Size of Farm	1,208 acres	1,679 acres
Market Value of Products Sold	\$3,051,000	\$157,512,000
Crop Sales	\$658,000	\$31,986,000
Livestock Sales	\$2,393,000	\$125,526,000
Average Per Farm	\$34,277	\$193,266
Government Payments	\$453,000	\$4,291,000
Average Per Farm Receiving Payments	\$12,238	\$9,348

See footnotes on reverse page.

Farms with Women Principal Operators



2007 CENSUS OF AGRICULTURE

Goshen County – Wyoming Farms with Women Principal Operators

Selected Highlights

Item	Farms	Quantity
MARKET VALUE OF AGRICULTURAL PRODUCTS SOLD (\$1,000)		
Total value of agricultural products sold	89	3,051
Value of crops including nursery and greenhouse	23	658
Value of livestock, poultry, and their products	50	2,393
VALUE OF SALES BY COMMODITY GROUP (\$1,000)		
Grains, oilseeds, dry beans, and dry peas	8	(D)
Tobacco	-	-
Cotton and cottonseed	-	-
Vegetables, melons, potatoes and sweet potatoes	-	-
Fruits, tree nuts, and berries	1	(D)
Nursery, greenhouse, floriculture, and sod	1	(D)
Cut Christmas trees and short rotation woody crops	-	-
Other crops and hay	15	400
Poultry and eggs	14	9
Cattle and calves	33	(D)
Milk and other dairy products from cows	-	-
Hogs and pigs	2	(D)
Sheep, goats, and their products	16	(D)
Horses, ponies, mules, burros, and donkeys	11	(D)
Aquaculture	-	-
Other animals and other animal products	2	(D)
TOP CROP ITEMS (acres)		
Forage - land used for all hay and haylage, grass silage, and greenchop	22	1,892
Wheat for grain, all	4	(D)
Proso millet	1	(D)
Corn for grain	4	386
Dry edible beans, excluding limas	1	(D)
TOP LIVESTOCK INVENTORY ITEMS (number)		
Cattle and calves	38	3,641
Layers	14	340
Horses and ponies	36	288
Goats, all	3	(D)
Sheep and lambs	16	70

Operator Characteristics

Item	Quantity
Primary occupation:	
Farming	27
Other	62
Days worked off farm:	
None	26
Any	63
Years on present farm:	
2 years or less	11
3 to 4 years	12
5 to 9 years	20
10 years or more	46
Age group:	
Under 45 years	16
45 to 64 years	48
65 years and over	25
Average age of principal operator (years)	55.9

Economic Characteristics

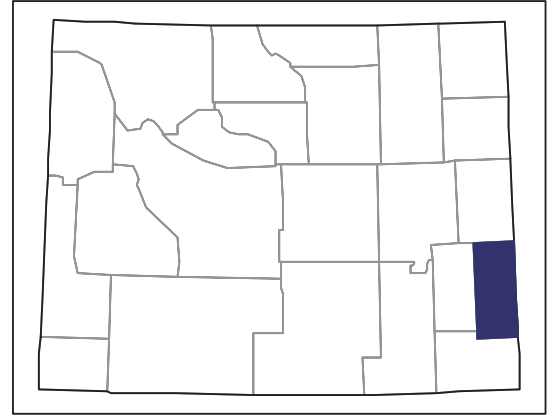
Item	Quantity
Farms by value of sales:	
Less than \$1,000	36
\$1,000 to \$2,499	7
\$2,500 to \$4,999	3
\$5,000 to \$9,999	7
\$10,000 to \$49,999	19
\$50,000 to \$99,999	10
\$100,000 to \$249,999	5
\$250,000 to \$499,999	1
\$500,000 or more	1
Total farm production expenses (\$1,000)	2,055
Average per farm (\$)	23,086
Net cash farm income of operation (\$1,000)	1,758
Average per farm (\$)	19,750
Value of agricultural products sold directly to individuals for human consumption (\$1,000)	(D)
Total organic product sales (\$1,000)	(D)
Total income from farm-related sources, gross before taxes and expenses (\$1,000)	309

See "Census of Agriculture, Volume 1, Geographic Area Series" for complete footnotes, explanations, definitions, and methodology.
(D) Cannot be disclosed. (Z) Less than half of the unit shown.

2007 CENSUS OF AGRICULTURE

Goshen County – Wyoming

Farms with Spanish, Hispanic, or Latino Operators Compared with All Farms



Data are not available at this geographic level for farms with Spanish, Hispanic, or Latino operators.



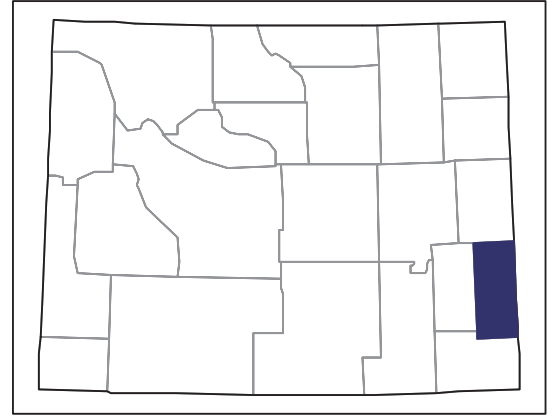
United States Department of Agriculture
National Agricultural Statistics Service

www.agcensus.usda.gov

2007 CENSUS *OF* AGRICULTURE

Goshen County – Wyoming

Farms with American Indian or Alaska
Native Operators Compared with All
Farms



Data are not available at this geographic level for farms with American Indian or Alaska Native operators.



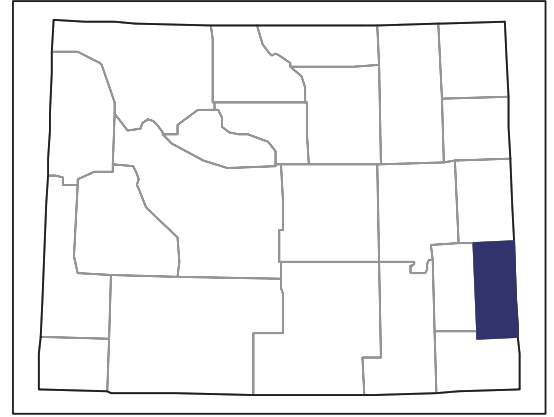
United States Department of Agriculture
National Agricultural Statistics Service

www.agcensus.usda.gov

2007 CENSUS *OF* AGRICULTURE

Goshen County – Wyoming

Farms with Asian Operators
Compared with All Farms



Data are not available at this geographic level for farms with Asian operators.



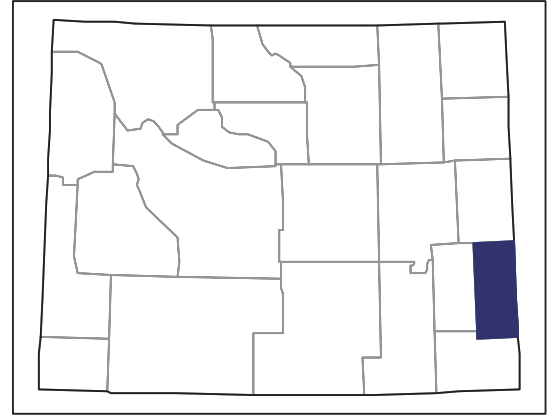
United States Department of Agriculture
National Agricultural Statistics Service

www.agcensus.usda.gov

2007 CENSUS OF AGRICULTURE

Goshen County – Wyoming

Farms with Black or African American Operators Compared with All Farms



Data are not available at this geographic level for farms with Black or African American operators.



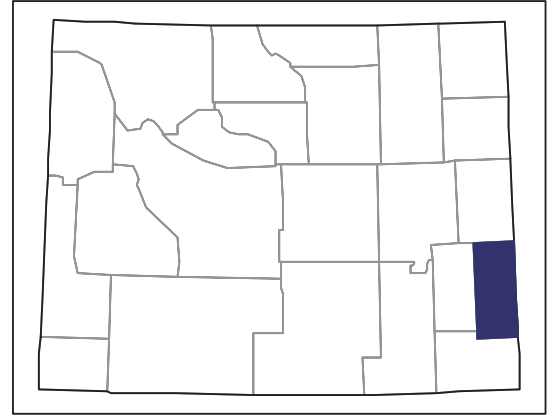
United States Department of Agriculture
National Agricultural Statistics Service

www.agcensus.usda.gov

2007 CENSUS *OF* AGRICULTURE

Goshen County – Wyoming

Farms with Native Hawaiian or Other
Pacific Islander Operators Compared
with All Farms



Data are not available at this geographic level for farms with Native Hawaiian or Other Pacific Islander operators.



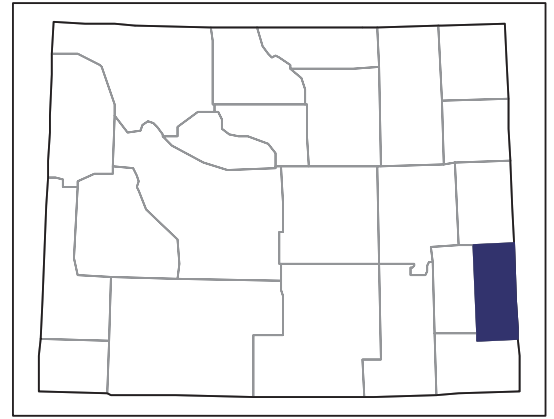
United States Department of Agriculture
National Agricultural Statistics Service

www.agcensus.usda.gov

2007 CENSUS *OF* AGRICULTURE

Goshen County – Wyoming

Farms with White Operators
Compared with All Farms



Data are not available at this geographic level for farms with White operators.



United States Department of Agriculture
National Agricultural Statistics Service

www.agcensus.usda.gov

