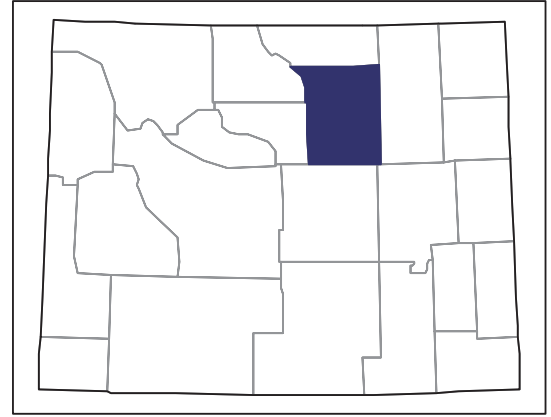


2007 CENSUS OF AGRICULTURE



Johnson County – Wyoming

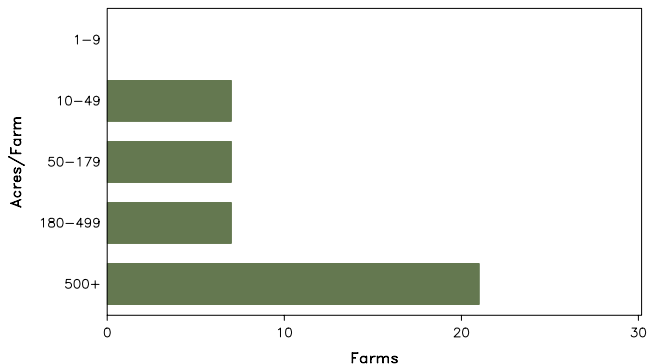
Farms with Women Principal Operators Compared with All Farms

	Women Principal Operators	All Farms
Number of Farms	42	319
Land in Farms	152,945 acres	1,946,197 acres
Average Size of Farm	3,642 acres	6,101 acres
Market Value of Products Sold	\$2,186,000	\$27,987,000
Crop Sales	\$62,000	\$2,041,000
Livestock Sales	\$2,124,000	\$25,946,000
Average Per Farm	\$52,051	\$87,734
Government Payments	\$71,000	\$837,000
Average Per Farm Receiving Payments	\$17,640	\$10,727

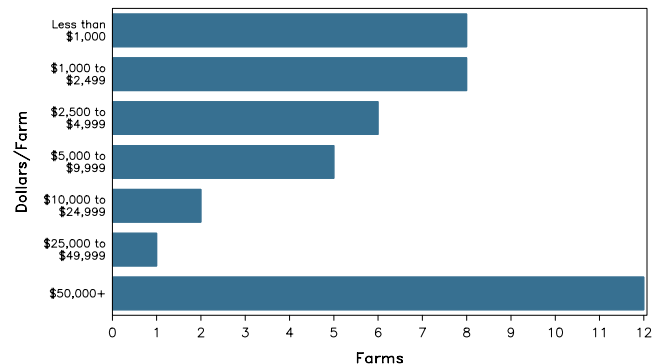
See footnotes on reverse page.

Farms with Women Principal Operators

Farms by Size



Farms by Economic Size



2007 CENSUS OF AGRICULTURE

Johnson County – Wyoming Farms with Women Principal Operators

Selected Highlights

Item	Farms	Quantity
MARKET VALUE OF AGRICULTURAL PRODUCTS SOLD (\$1,000)		
Total value of agricultural products sold	42	2,186
Value of crops including nursery and greenhouse	4	62
Value of livestock, poultry, and their products	35	2,124
VALUE OF SALES BY COMMODITY GROUP (\$1,000)		
Grains, oilseeds, dry beans, and dry peas	-	-
Tobacco	-	-
Cotton and cottonseed	-	-
Vegetables, melons, potatoes and sweet potatoes	-	-
Fruits, tree nuts, and berries	-	-
Nursery, greenhouse, floriculture, and sod	-	-
Cut Christmas trees and short rotation woody crops	-	-
Other crops and hay	4	62
Poultry and eggs	5	(D)
Cattle and calves	24	1,974
Milk and other dairy products from cows	-	-
Hogs and pigs	5	6
Sheep, goats, and their products	10	64
Horses, ponies, mules, burros, and donkeys	12	59
Aquaculture	1	(D)
Other animals and other animal products	-	-
TOP CROP ITEMS (acres)		
Forage - land used for all hay and haylage, grass silage, and greenchop	17	2,054
TOP LIVESTOCK INVENTORY ITEMS (number)		
Cattle and calves	33	4,171
Horses and ponies	32	1,118
Sheep and lambs	8	783
Pheasants	1	(D)
Goats, all	5	102

Operator Characteristics

Item	Quantity
Primary occupation:	
Farming	27
Other	15
Days worked off farm:	
None	14
Any	28
Years on present farm:	
2 years or less	1
3 to 4 years	1
5 to 9 years	9
10 years or more	31
Age group:	
Under 45 years	4
45 to 64 years	26
65 years and over	12
Average age of principal operator (years)	60.3

Economic Characteristics

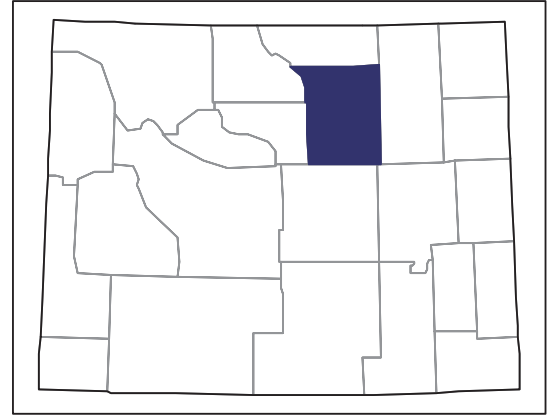
Item	Quantity
Farms by value of sales:	
Less than \$1,000	8
\$1,000 to \$2,499	8
\$2,500 to \$4,999	6
\$5,000 to \$9,999	5
\$10,000 to \$49,999	3
\$50,000 to \$99,999	4
\$100,000 to \$249,999	7
\$250,000 to \$499,999	-
\$500,000 or more	1
Total farm production expenses (\$1,000)	2,861
Average per farm (\$)	68,114
Net cash farm income of operation (\$1,000)	-340
Average per farm (\$)	-8,103
Value of agricultural products sold directly to individuals for human consumption (\$1,000)	6
Total organic product sales (\$1,000)	(D)
Total income from farm-related sources, gross before taxes and expenses (\$1,000)	264

See "Census of Agriculture, Volume 1, Geographic Area Series" for complete footnotes, explanations, definitions, and methodology.
(D) Cannot be disclosed. (Z) Less than half of the unit shown.

2007 CENSUS OF AGRICULTURE

Johnson County – Wyoming

Farms with Spanish, Hispanic, or Latino Operators Compared with All Farms



Data are not available at this geographic level for farms with Spanish, Hispanic, or Latino operators.



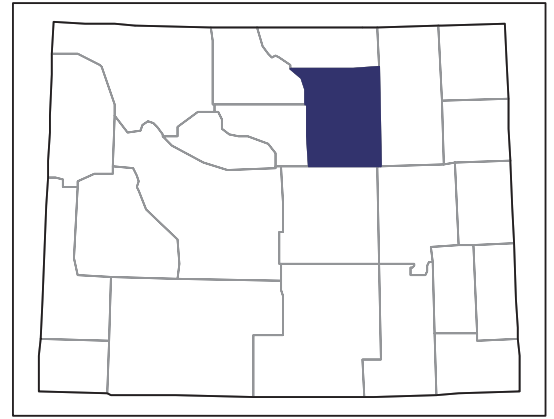
United States Department of Agriculture
National Agricultural Statistics Service

www.agcensus.usda.gov

2007 CENSUS OF AGRICULTURE

Johnson County – Wyoming

Farms with American Indian or Alaska Native Operators Compared with All Farms



Data are not available at this geographic level for farms with American Indian or Alaska Native operators.



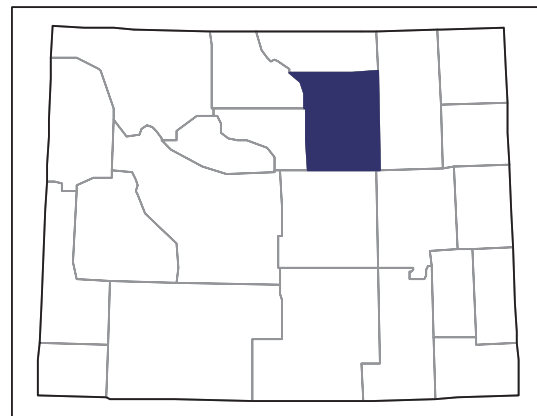
United States Department of Agriculture
National Agricultural Statistics Service

www.agcensus.usda.gov

2007 CENSUS *OF* AGRICULTURE

Johnson County – Wyoming

**Farms with Asian Operators
Compared with All Farms**



Data are not available at this geographic level for farms with Asian operators.



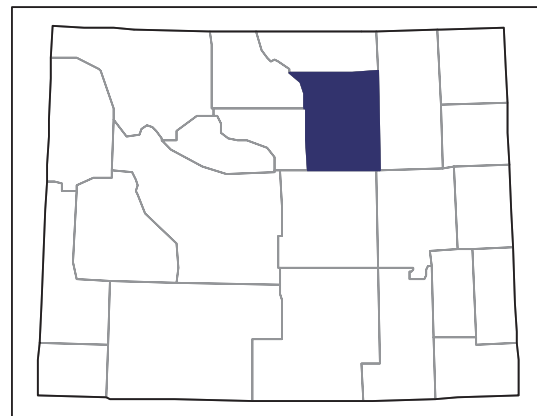
United States Department of Agriculture
National Agricultural Statistics Service

www.agcensus.usda.gov

2007 CENSUS *OF* AGRICULTURE

Johnson County – Wyoming

Farms with Black or African American Operators Compared with All Farms



Data are not available at this geographic level for farms with Black or African American operators.



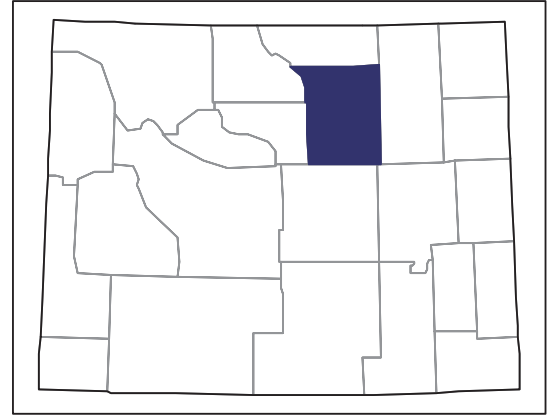
United States Department of Agriculture
National Agricultural Statistics Service

www.agcensus.usda.gov

2007 CENSUS *OF* AGRICULTURE

Johnson County – Wyoming

Farms with Native Hawaiian or Other Pacific Islander Operators Compared with All Farms



Data are not available at this geographic level for farms with Native Hawaiian or Other Pacific Islander operators.



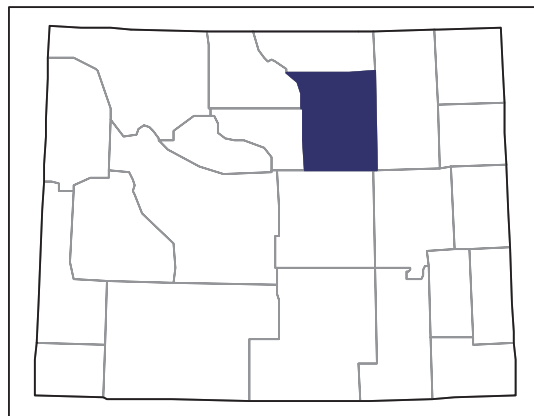
United States Department of Agriculture
National Agricultural Statistics Service

www.agcensus.usda.gov

2007 CENSUS *OF* AGRICULTURE

Johnson County – Wyoming

**Farms with White Operators
Compared with All Farms**



Data are not available at this geographic level for farms with White operators.



United States Department of Agriculture
National Agricultural Statistics Service

www.agcensus.usda.gov

