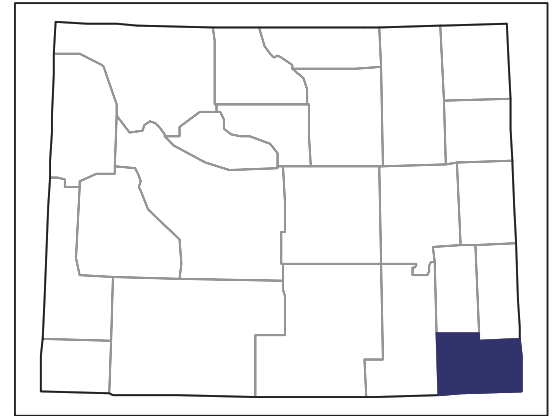


2007 CENSUS OF AGRICULTURE



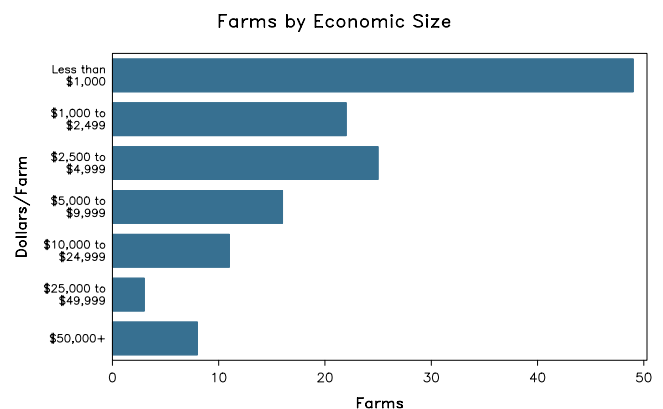
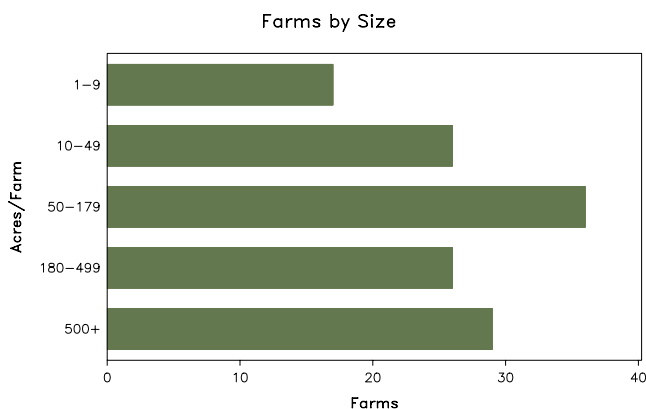
Laramie County – Wyoming

Farms with Women Principal Operators Compared with All Farms

	Women Principal Operators	All Farms
Number of Farms	134	844
Land in Farms	87,113 acres	1,691,648 acres
Average Size of Farm	650 acres	2,004 acres
Market Value of Products Sold	(D)	\$124,094,000
Crop Sales	(D)	\$21,656,000
Livestock Sales	(D)	\$102,438,000
Average Per Farm	(D)	\$147,031
Government Payments	\$587,000	\$4,352,000
Average Per Farm Receiving Payments	\$14,666	\$13,307

See footnotes on reverse page.

Farms with Women Principal Operators



2007 CENSUS OF AGRICULTURE

Laramie County – Wyoming Farms with Women Principal Operators

Selected Highlights

Item	Farms	Quantity
MARKET VALUE OF AGRICULTURAL PRODUCTS SOLD (\$1,000)		
Total value of agricultural products sold	134	(D)
Value of crops including nursery and greenhouse	9	(D)
Value of livestock, poultry, and their products	53	(D)
VALUE OF SALES BY COMMODITY GROUP (\$1,000)		
Grains, oilseeds, dry beans, and dry peas	4	(D)
Tobacco	-	-
Cotton and cottonseed	-	-
Vegetables, melons, potatoes and sweet potatoes	-	-
Fruits, tree nuts, and berries	-	-
Nursery, greenhouse, floriculture, and sod	3	(D)
Cut Christmas trees and short rotation woody crops	-	-
Other crops and hay	2	(D)
Poultry and eggs	6	7
Cattle and calves	24	(D)
Milk and other dairy products from cows	1	(D)
Hogs and pigs	2	(D)
Sheep, goats, and their products	15	45
Horses, ponies, mules, burros, and donkeys	29	86
Aquaculture	-	-
Other animals and other animal products	1	(D)
TOP CROP ITEMS (acres)		
Forage - land used for all hay and haylage, grass silage, and greenchop	4	(D)
Wheat for grain, all	4	1,094
Corn for silage or greenchop	1	(D)
Proso millet	1	(D)
Dry edible beans, excluding limas	1	(D)
TOP LIVESTOCK INVENTORY ITEMS (number)		
Cattle and calves	26	(D)
Horses and ponies	63	766
Sheep and lambs	6	353
Layers	11	265
Goats, all	22	167

Operator Characteristics

Item	Quantity
Primary occupation:	
Farming	38
Other	96
Days worked off farm:	
None	44
Any	90
Years on present farm:	
2 years or less	13
3 to 4 years	5
5 to 9 years	30
10 years or more	86
Age group:	
Under 45 years	33
45 to 64 years	61
65 years and over	40
Average age of principal operator (years)	55.8

Economic Characteristics

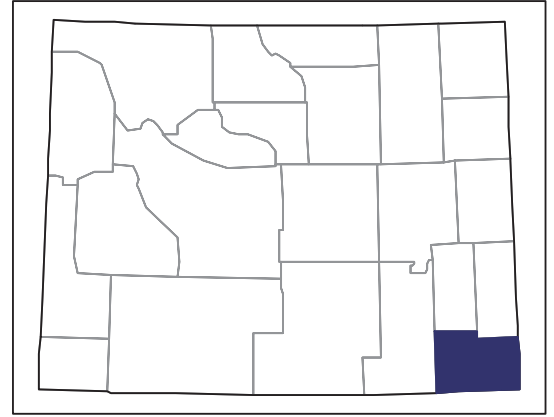
Item	Quantity
Farms by value of sales:	
Less than \$1,000	76
\$1,000 to \$2,499	19
\$2,500 to \$4,999	14
\$5,000 to \$9,999	12
\$10,000 to \$49,999	8
\$50,000 to \$99,999	3
\$100,000 to \$249,999	-
\$250,000 to \$499,999	-
\$500,000 or more	2
Total farm production expenses (\$1,000)	14,591
Average per farm (\$)	108,892
Net cash farm income of operation (\$1,000)	3,745
Average per farm (\$)	27,945
Value of agricultural products sold directly to individuals for human consumption (\$1,000)	7
Total organic product sales (\$1,000)	-
Total income from farm-related sources, gross before taxes and expenses (\$1,000)	103

See "Census of Agriculture, Volume 1, Geographic Area Series" for complete footnotes, explanations, definitions, and methodology.
(D) Cannot be disclosed. (Z) Less than half of the unit shown.

2007 CENSUS OF AGRICULTURE

Laramie County – Wyoming

Farms with Spanish, Hispanic, or Latino Operators Compared with All Farms



Data are not available at this geographic level for farms with Spanish, Hispanic, or Latino operators.



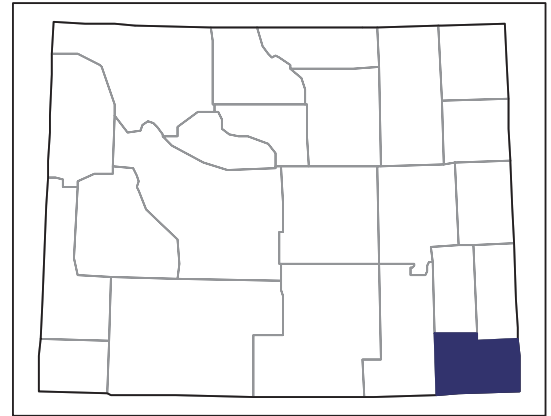
United States Department of Agriculture
National Agricultural Statistics Service

www.agcensus.usda.gov

2007 CENSUS OF AGRICULTURE

Laramie County – Wyoming

Farms with American Indian or Alaska Native Operators Compared with All Farms



Data are not available at this geographic level for farms with American Indian or Alaska Native operators.



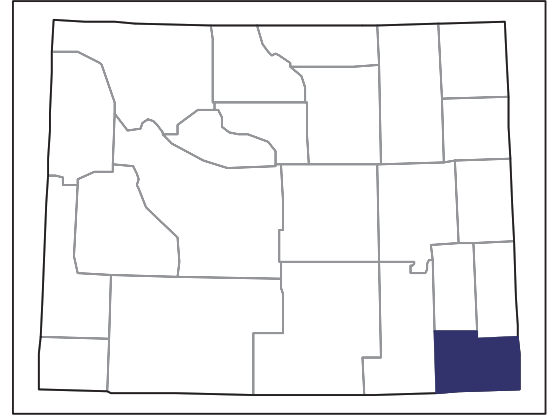
United States Department of Agriculture
National Agricultural Statistics Service

www.agcensus.usda.gov

2007 CENSUS *OF* AGRICULTURE

Laramie County – Wyoming

Farms with Asian Operators
Compared with All Farms



Data are not available at this geographic level for farms with Asian operators.



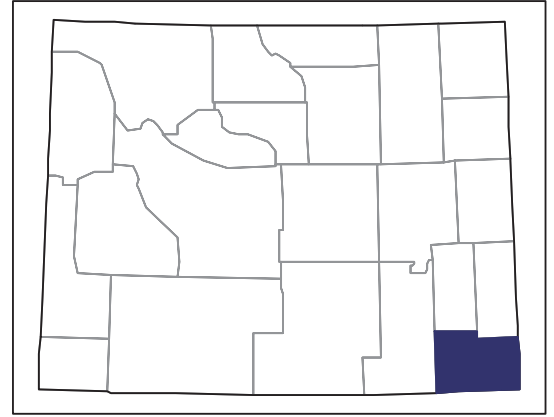
United States Department of Agriculture
National Agricultural Statistics Service

www.agcensus.usda.gov

2007 CENSUS OF AGRICULTURE

Laramie County – Wyoming

Farms with Black or African American Operators Compared with All Farms



Data are not available at this geographic level for farms with Black or African American operators.



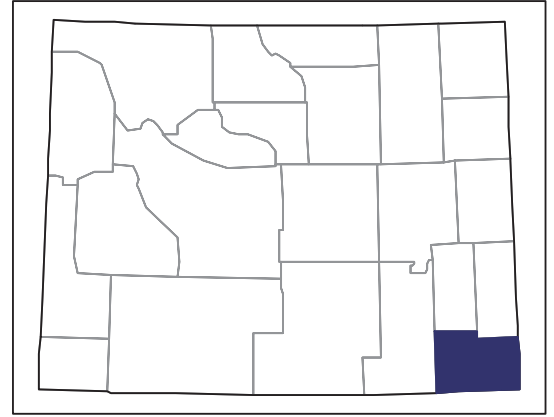
United States Department of Agriculture
National Agricultural Statistics Service

www.agcensus.usda.gov

2007 CENSUS *OF* AGRICULTURE

Laramie County – Wyoming

Farms with Native Hawaiian or Other
Pacific Islander Operators Compared
with All Farms



Data are not available at this geographic level for farms with Native Hawaiian or Other Pacific Islander operators.



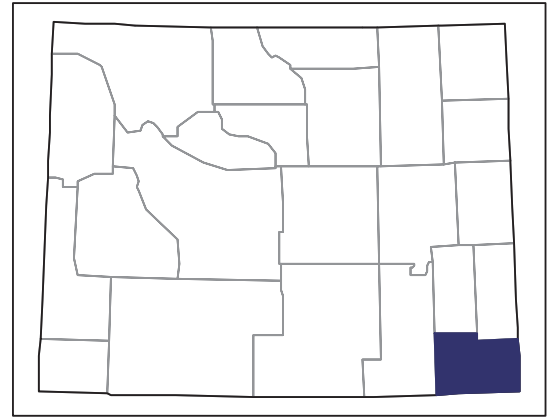
United States Department of Agriculture
National Agricultural Statistics Service

www.agcensus.usda.gov

2007 CENSUS OF AGRICULTURE

Laramie County – Wyoming

Farms with White Operators
Compared with All Farms



Data are not available at this geographic level for farms with White operators.



United States Department of Agriculture
National Agricultural Statistics Service

www.agcensus.usda.gov

