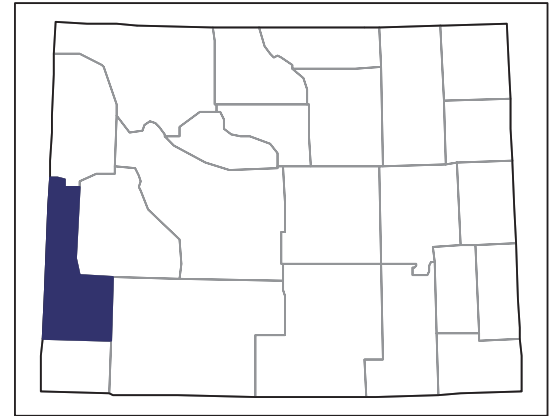


2007 CENSUS OF AGRICULTURE



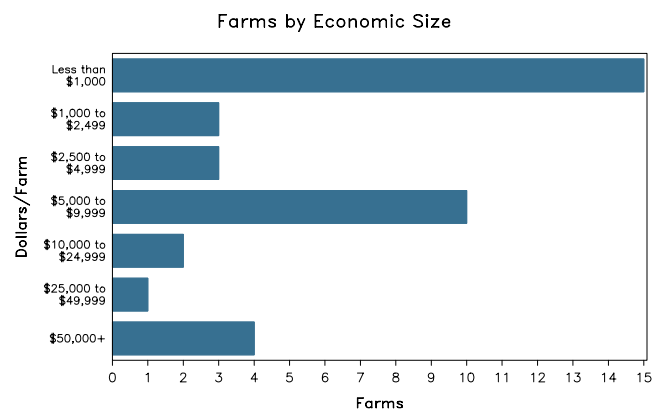
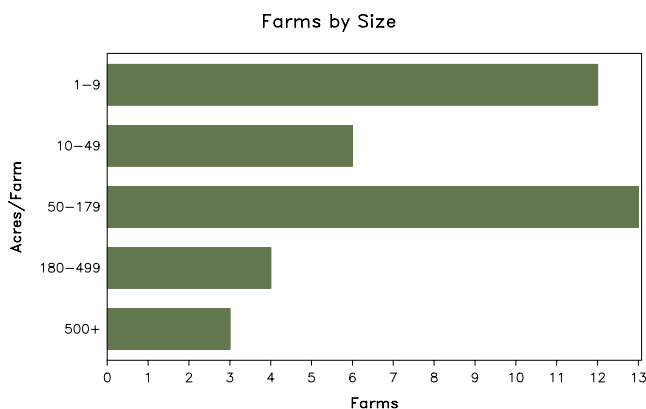
Lincoln County – Wyoming

Farms with Women Principal Operators Compared with All Farms

	Women Principal Operators	All Farms
Number of Farms	38	535
Land in Farms	18,805 acres	342,630 acres
Average Size of Farm	495 acres	640 acres
Market Value of Products Sold	\$862,000	\$30,065,000
Crop Sales	\$27,000	\$6,814,000
Livestock Sales	\$835,000	\$23,252,000
Average Per Farm	\$22,687	\$56,197
Government Payments	\$12,000	\$570,000
Average Per Farm Receiving Payments	\$1,669	\$3,277

See footnotes on reverse page.

Farms with Women Principal Operators



2007 CENSUS OF AGRICULTURE

Lincoln County – Wyoming Farms with Women Principal Operators

Selected Highlights

Item	Farms	Quantity
MARKET VALUE OF AGRICULTURAL PRODUCTS SOLD (\$1,000)		
Total value of agricultural products sold	38	862
Value of crops including nursery and greenhouse	11	27
Value of livestock, poultry, and their products	21	835
VALUE OF SALES BY COMMODITY GROUP (\$1,000)		
Grains, oilseeds, dry beans, and dry peas	2	(D)
Tobacco	-	-
Cotton and cottonseed	-	-
Vegetables, melons, potatoes and sweet potatoes	-	-
Fruits, tree nuts, and berries	-	-
Nursery, greenhouse, floriculture, and sod	1	(D)
Cut Christmas trees and short rotation woody crops	-	-
Other crops and hay	9	25
Poultry and eggs	1	(D)
Cattle and calves	17	(D)
Milk and other dairy products from cows	1	(D)
Hogs and pigs	6	22
Sheep, goats, and their products	4	(D)
Horses, ponies, mules, burros, and donkeys	2	(D)
Aquaculture	-	-
Other animals and other animal products	3	(D)
TOP CROP ITEMS (acres)		
Forage - land used for all hay and haylage, grass silage, and greenchop	16	1,967
Barley for grain	2	(D)
TOP LIVESTOCK INVENTORY ITEMS (number)		
Cattle and calves	18	2,064
Horses and ponies	19	189
Hogs and pigs	6	126
Sheep and lambs	4	36
Rabbits and their pelts	1	(D)

Operator Characteristics

Item	Quantity
Primary occupation:	
Farming	17
Other	21
Days worked off farm:	
None	9
Any	29
Years on present farm:	
2 years or less	9
3 to 4 years	1
5 to 9 years	12
10 years or more	16
Age group:	
Under 45 years	10
45 to 64 years	16
65 years and over	12
Average age of principal operator (years)	56.7

Economic Characteristics

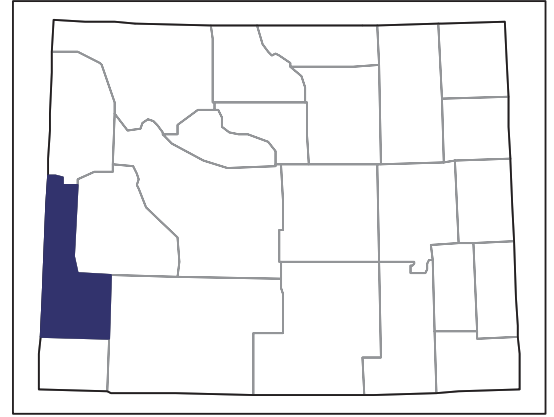
Item	Quantity
Farms by value of sales:	
Less than \$1,000	17
\$1,000 to \$2,499	2
\$2,500 to \$4,999	3
\$5,000 to \$9,999	9
\$10,000 to \$49,999	3
\$50,000 to \$99,999	3
\$100,000 to \$249,999	-
\$250,000 to \$499,999	-
\$500,000 or more	1
Total farm production expenses (\$1,000)	848
Average per farm (\$)	22,308
Net cash farm income of operation (\$1,000)	263
Average per farm (\$)	6,918
Value of agricultural products sold directly to individuals for human consumption (\$1,000)	42
Total organic product sales (\$1,000)	-
Total income from farm-related sources, gross before taxes and expenses (\$1,000)	237

See "Census of Agriculture, Volume 1, Geographic Area Series" for complete footnotes, explanations, definitions, and methodology.
(D) Cannot be disclosed. (Z) Less than half of the unit shown.

2007 CENSUS *OF* AGRICULTURE

Lincoln County – Wyoming

Farms with Spanish, Hispanic, or Latino Operators Compared with All Farms



Data are not available at this geographic level for farms with Spanish, Hispanic, or Latino operators.



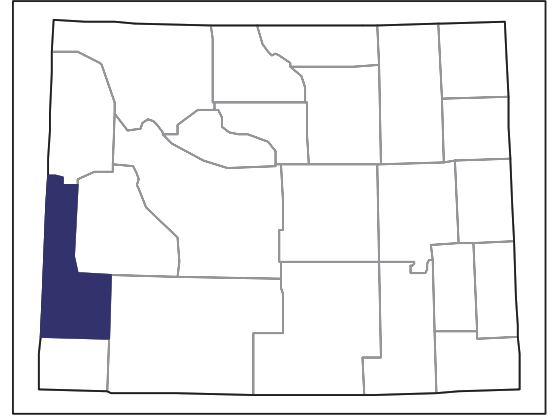
United States Department of Agriculture
National Agricultural Statistics Service

www.agcensus.usda.gov

2007 CENSUS OF AGRICULTURE

Lincoln County – Wyoming

Farms with American Indian or Alaska Native Operators Compared with All Farms



Data are not available at this geographic level for farms with American Indian or Alaska Native operators.



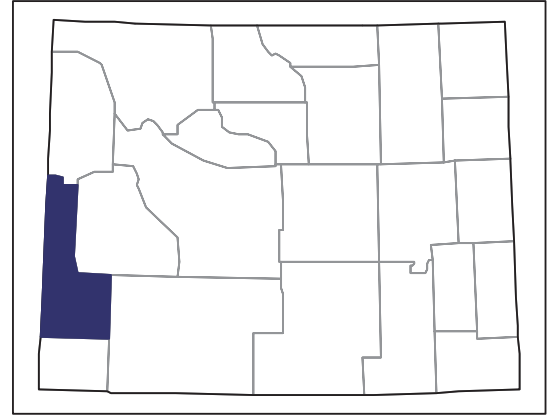
United States Department of Agriculture
National Agricultural Statistics Service

www.agcensus.usda.gov

2007 CENSUS *OF* AGRICULTURE

Lincoln County – Wyoming

**Farms with Asian Operators
Compared with All Farms**



Data are not available at this geographic level for farms with Asian operators.



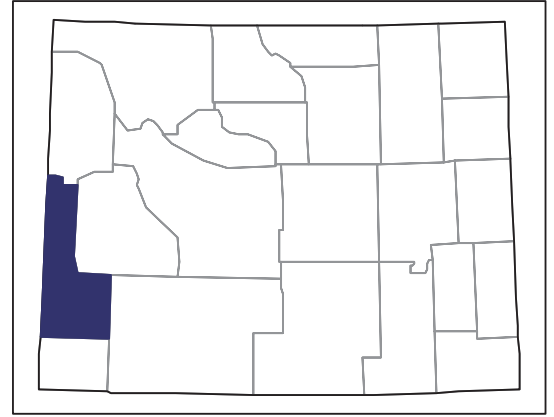
United States Department of Agriculture
National Agricultural Statistics Service

www.agcensus.usda.gov

2007 CENSUS OF AGRICULTURE

Lincoln County – Wyoming

Farms with Black or African American Operators Compared with All Farms



Data are not available at this geographic level for farms with Black or African American operators.



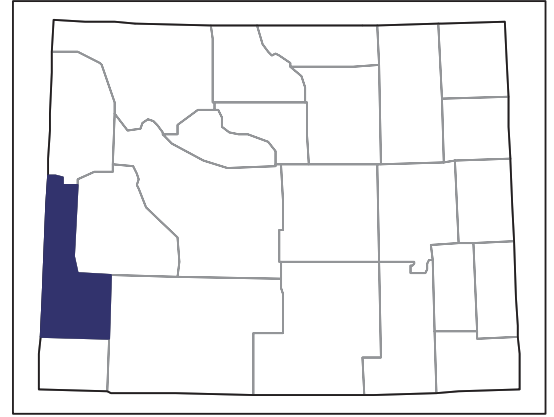
United States Department of Agriculture
National Agricultural Statistics Service

www.agcensus.usda.gov

2007 CENSUS *OF* AGRICULTURE

Lincoln County – Wyoming

Farms with Native Hawaiian or Other Pacific Islander Operators Compared with All Farms



Data are not available at this geographic level for farms with Native Hawaiian or Other Pacific Islander operators.



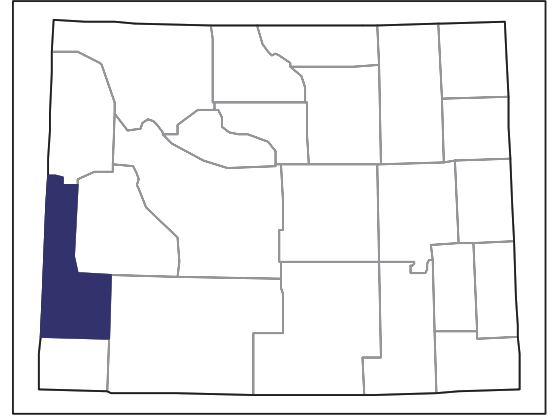
United States Department of Agriculture
National Agricultural Statistics Service

www.agcensus.usda.gov

2007 CENSUS OF AGRICULTURE

Lincoln County – Wyoming

Farms with White Operators
Compared with All Farms



Data are not available at this geographic level for farms with White operators.



United States Department of Agriculture
National Agricultural Statistics Service

www.agcensus.usda.gov

