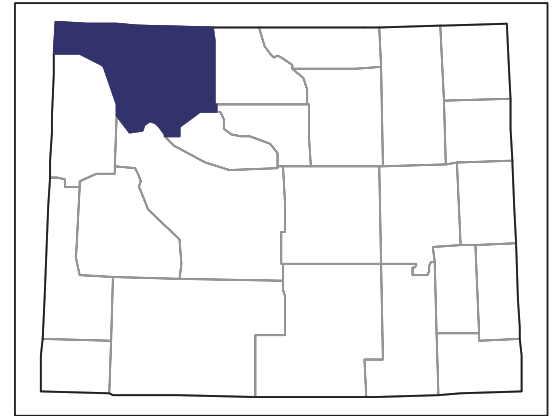


2007 CENSUS OF AGRICULTURE



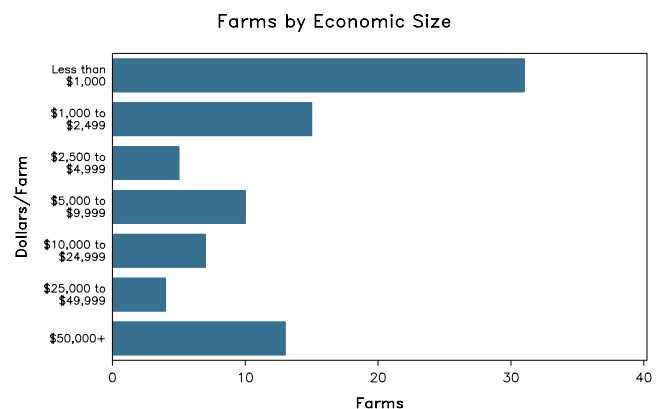
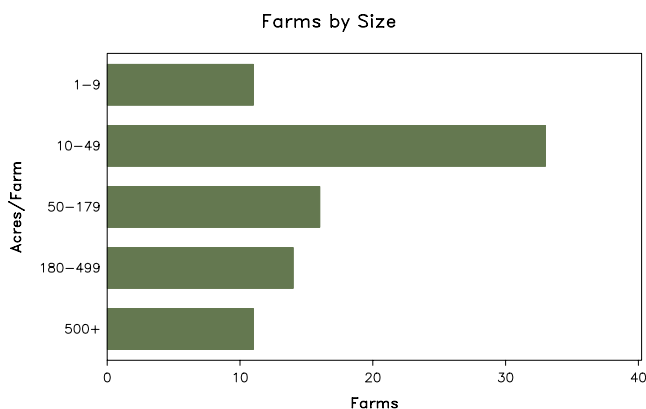
Park County – Wyoming

Farms with Women Principal Operators Compared with All Farms

	Women Principal Operators	All Farms
Number of Farms	85	782
Land in Farms	37,226 acres	881,736 acres
Average Size of Farm	438 acres	1,128 acres
Market Value of Products Sold	\$2,682,000	\$81,775,000
Crop Sales	\$1,508,000	\$33,642,000
Livestock Sales	\$1,173,000	\$48,133,000
Average Per Farm	\$31,550	\$104,571
Government Payments	\$43,000	\$996,000
Average Per Farm Receiving Payments	\$3,097	\$5,161

See footnotes on reverse page.

Farms with Women Principal Operators



2007 CENSUS OF AGRICULTURE

Park County – Wyoming Farms with Women Principal Operators

Selected Highlights

Item	Farms	Quantity
MARKET VALUE OF AGRICULTURAL PRODUCTS SOLD (\$1,000)		
Total value of agricultural products sold	85	2,682
Value of crops including nursery and greenhouse	18	1,508
Value of livestock, poultry, and their products	45	1,173
VALUE OF SALES BY COMMODITY GROUP (\$1,000)		
Grains, oilseeds, dry beans, and dry peas	4	(D)
Tobacco	-	-
Cotton and cottonseed	-	-
Vegetables, melons, potatoes and sweet potatoes	-	-
Fruits, tree nuts, and berries	1	(D)
Nursery, greenhouse, floriculture, and sod	1	(D)
Cut Christmas trees and short rotation woody crops	-	-
Other crops and hay	17	(D)
Poultry and eggs	10	(D)
Cattle and calves	13	683
Milk and other dairy products from cows	-	-
Hogs and pigs	1	(D)
Sheep, goats, and their products	7	50
Horses, ponies, mules, burros, and donkeys	26	432
Aquaculture	-	-
Other animals and other animal products	5	5
TOP CROP ITEMS (acres)		
Forage - land used for all hay and haylage, grass silage, and greenchop	26	1,154
Sugarbeets for sugar	3	(D)
Barley for grain	2	(D)
Corn for grain	2	(D)
Field and grass seed crops, all	4	(D)
TOP LIVESTOCK INVENTORY ITEMS (number)		
Cattle and calves	19	1,752
Horses and ponies	66	767
Layers	13	193
Mules, burros, and donkeys	7	(D)
Goats, all	4	63

Operator Characteristics

Item	Quantity
Primary occupation:	
Farming	38
Other	47
Days worked off farm:	
None	29
Any	56
Years on present farm:	
2 years or less	5
3 to 4 years	7
5 to 9 years	17
10 years or more	56
Age group:	
Under 45 years	14
45 to 64 years	55
65 years and over	16
Average age of principal operator (years)	56.1

Economic Characteristics

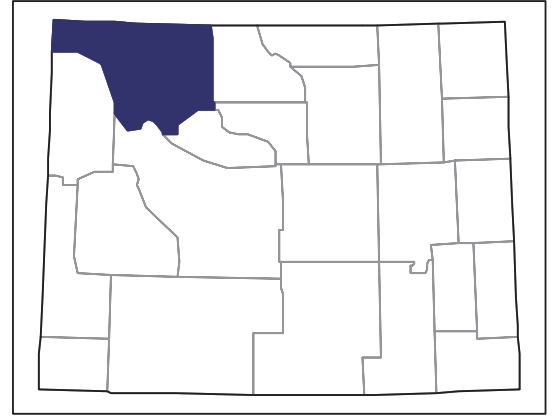
Item	Quantity
Farms by value of sales:	
Less than \$1,000	31
\$1,000 to \$2,499	15
\$2,500 to \$4,999	5
\$5,000 to \$9,999	10
\$10,000 to \$49,999	12
\$50,000 to \$99,999	4
\$100,000 to \$249,999	6
\$250,000 to \$499,999	2
\$500,000 or more	-
Total farm production expenses (\$1,000)	3,791
Average per farm (\$)	44,602
Net cash farm income of operation (\$1,000)	-652
Average per farm (\$)	-7,669
Value of agricultural products sold directly to individuals for human consumption (\$1,000)	(D)
Total organic product sales (\$1,000)	-
Total income from farm-related sources, gross before taxes and expenses (\$1,000)	414

See "Census of Agriculture, Volume 1, Geographic Area Series" for complete footnotes, explanations, definitions, and methodology.
(D) Cannot be disclosed. (Z) Less than half of the unit shown.

2007 CENSUS *OF* AGRICULTURE

Park County – Wyoming

Farms with Spanish, Hispanic, or Latino Operators Compared with All Farms



Data are not available at this geographic level for farms with Spanish, Hispanic, or Latino operators.



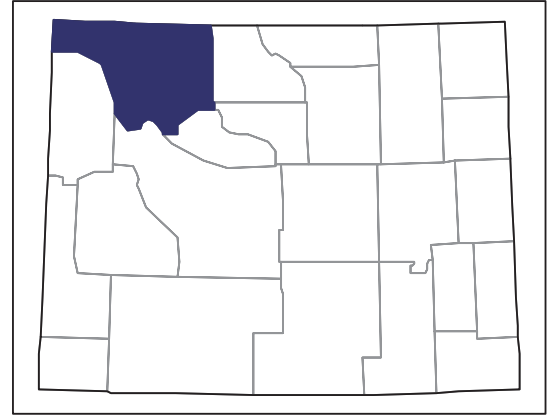
United States Department of Agriculture
National Agricultural Statistics Service

www.agcensus.usda.gov

2007 CENSUS OF AGRICULTURE

Park County – Wyoming

Farms with American Indian or Alaska Native Operators Compared with All Farms



Data are not available at this geographic level for farms with American Indian or Alaska Native operators.



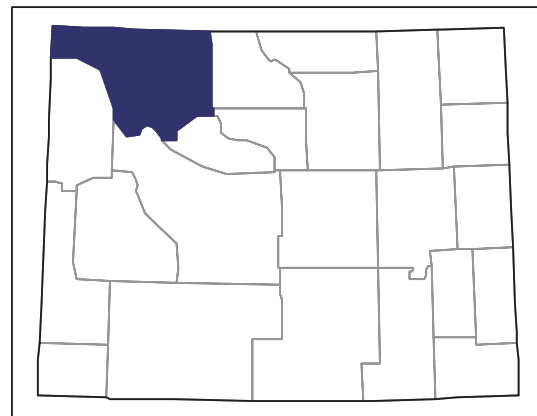
United States Department of Agriculture
National Agricultural Statistics Service

www.agcensus.usda.gov

2007 CENSUS *OF* AGRICULTURE

Park County – Wyoming

**Farms with Asian Operators
Compared with All Farms**



Data are not available at this geographic level for farms with Asian operators.



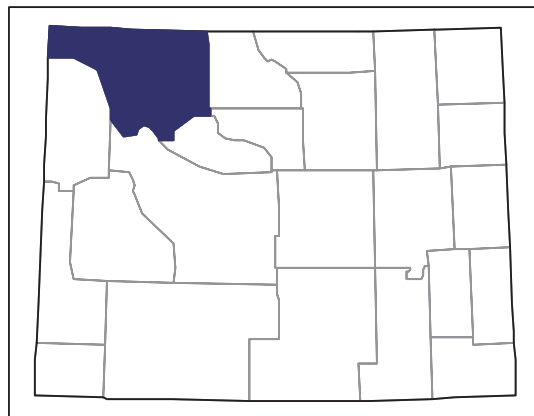
United States Department of Agriculture
National Agricultural Statistics Service

www.agcensus.usda.gov

2007 CENSUS *OF* AGRICULTURE

Park County – Wyoming

Farms with Black or African American Operators Compared with All Farms



Data are not available at this geographic level for farms with Black or African American operators.



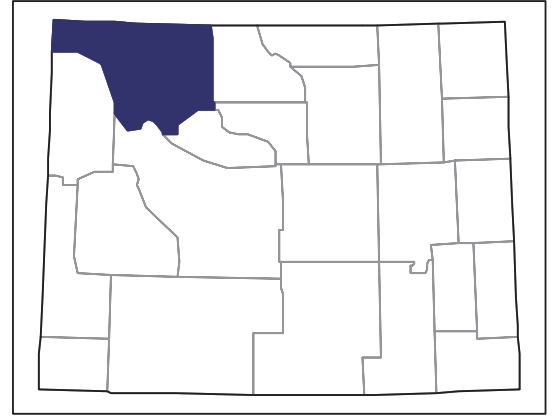
United States Department of Agriculture
National Agricultural Statistics Service

www.agcensus.usda.gov

2007 CENSUS *OF* AGRICULTURE

Park County – Wyoming

Farms with Native Hawaiian or Other Pacific Islander Operators Compared with All Farms



Data are not available at this geographic level for farms with Native Hawaiian or Other Pacific Islander operators.



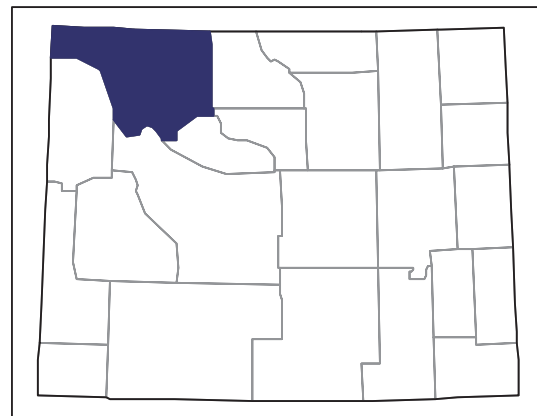
United States Department of Agriculture
National Agricultural Statistics Service

www.agcensus.usda.gov

2007 CENSUS *OF* AGRICULTURE

Park County – Wyoming

**Farms with White Operators
Compared with All Farms**



Data are not available at this geographic level for farms with White operators.



United States Department of Agriculture
National Agricultural Statistics Service

www.agcensus.usda.gov

