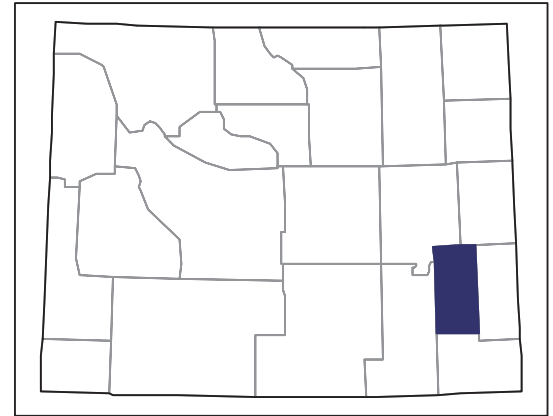


2007 CENSUS OF AGRICULTURE



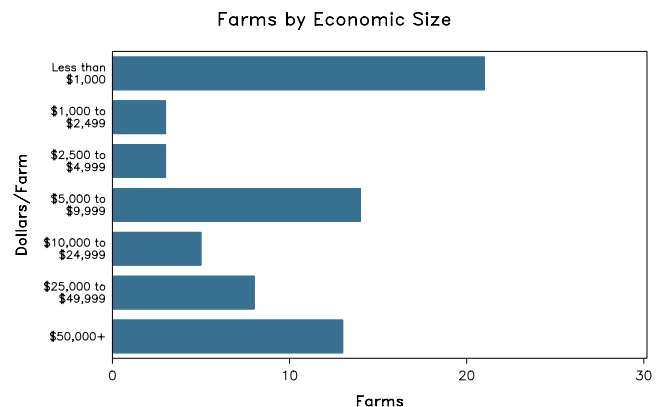
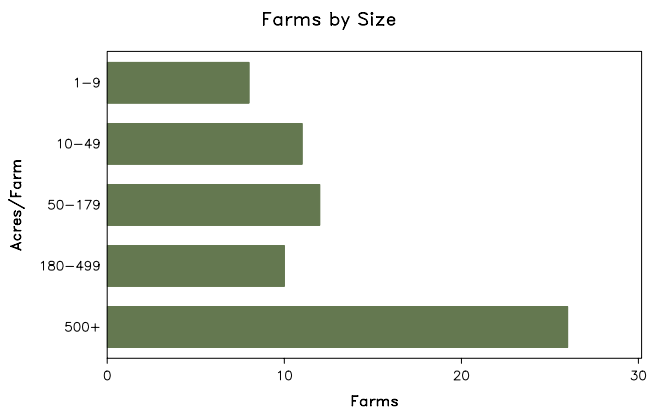
Platte County – Wyoming

Farms with Women Principal Operators Compared with All Farms

	Women Principal Operators	All Farms
Number of Farms	67	487
Land in Farms	84,087 acres	1,308,165 acres
Average Size of Farm	1,255 acres	2,686 acres
Market Value of Products Sold	\$1,823,000	\$97,071,000
Crop Sales	\$254,000	\$11,428,000
Livestock Sales	\$1,570,000	\$85,643,000
Average Per Farm	\$27,216	\$199,324
Government Payments	\$302,000	\$3,037,000
Average Per Farm Receiving Payments	\$13,131	\$15,263

See footnotes on reverse page.

Farms with Women Principal Operators



2007 CENSUS OF AGRICULTURE

Platte County – Wyoming Farms with Women Principal Operators

Selected Highlights

Item	Farms	Quantity
MARKET VALUE OF AGRICULTURAL PRODUCTS SOLD (\$1,000)		
Total value of agricultural products sold	67	1,823
Value of crops including nursery and greenhouse	15	254
Value of livestock, poultry, and their products	37	1,570
VALUE OF SALES BY COMMODITY GROUP (\$1,000)		
Grains, oilseeds, dry beans, and dry peas	7	134
Tobacco	-	-
Cotton and cottonseed	-	-
Vegetables, melons, potatoes and sweet potatoes	1	(D)
Fruits, tree nuts, and berries	-	-
Nursery, greenhouse, floriculture, and sod	2	(D)
Cut Christmas trees and short rotation woody crops	-	-
Other crops and hay	9	102
Poultry and eggs	7	3
Cattle and calves	27	(D)
Milk and other dairy products from cows	-	-
Hogs and pigs	-	-
Sheep, goats, and their products	5	8
Horses, ponies, mules, burros, and donkeys	7	(D)
Aquaculture	-	-
Other animals and other animal products	1	(D)
TOP CROP ITEMS (acres)		
Forage - land used for all hay and haylage, grass silage, and greenchop	17	1,833
Wheat for grain, all	3	(D)
Corn for silage or greenchop	2	(D)
Corn for grain	1	(D)
Oats for grain	1	(D)
TOP LIVESTOCK INVENTORY ITEMS (number)		
Cattle and calves	32	2,163
Bison	1	(D)
Horses and ponies	34	209
Layers	15	170
Pullets for laying flock replacement	6	(D)

Operator Characteristics

Item	Quantity
Primary occupation:	
Farming	31
Other	36
Days worked off farm:	
None	25
Any	42
Years on present farm:	
2 years or less	3
3 to 4 years	5
5 to 9 years	8
10 years or more	51
Age group:	
Under 45 years	3
45 to 64 years	43
65 years and over	21
Average age of principal operator (years)	59.6

Economic Characteristics

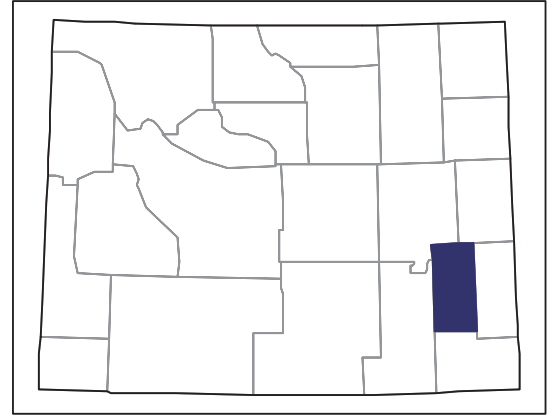
Item	Quantity
Farms by value of sales:	
Less than \$1,000	28
\$1,000 to \$2,499	3
\$2,500 to \$4,999	4
\$5,000 to \$9,999	11
\$10,000 to \$49,999	10
\$50,000 to \$99,999	5
\$100,000 to \$249,999	5
\$250,000 to \$499,999	1
\$500,000 or more	-
Total farm production expenses (\$1,000)	1,742
Average per farm (\$)	25,997
Net cash farm income of operation (\$1,000)	519
Average per farm (\$)	7,750
Value of agricultural products sold directly to individuals for human consumption (\$1,000)	(D)
Total organic product sales (\$1,000)	-
Total income from farm-related sources, gross before taxes and expenses (\$1,000)	136

See "Census of Agriculture, Volume 1, Geographic Area Series" for complete footnotes, explanations, definitions, and methodology.
(D) Cannot be disclosed. (Z) Less than half of the unit shown.

2007 CENSUS *OF* AGRICULTURE

Platte County – Wyoming

Farms with Spanish, Hispanic, or Latino Operators Compared with All Farms



Data are not available at this geographic level for farms with Spanish, Hispanic, or Latino operators.



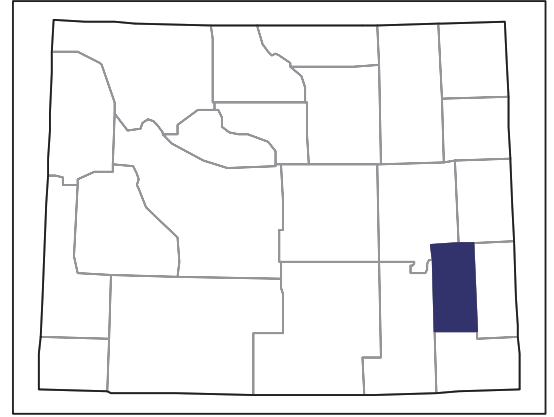
United States Department of Agriculture
National Agricultural Statistics Service

www.agcensus.usda.gov

2007 CENSUS OF AGRICULTURE

Platte County – Wyoming

Farms with American Indian or Alaska Native Operators Compared with All Farms



Data are not available at this geographic level for farms with American Indian or Alaska Native operators.



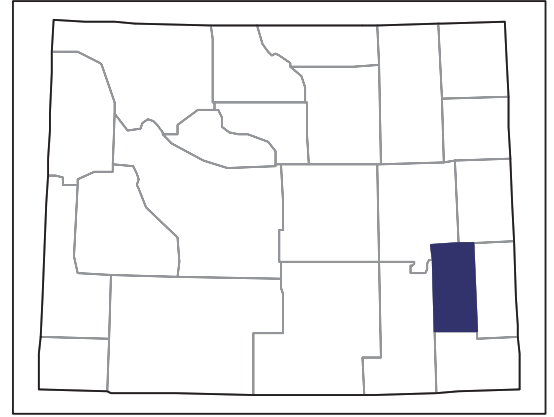
United States Department of Agriculture
National Agricultural Statistics Service

www.agcensus.usda.gov

2007 CENSUS *OF* AGRICULTURE

Platte County – Wyoming

**Farms with Asian Operators
Compared with All Farms**



Data are not available at this geographic level for farms with Asian operators.



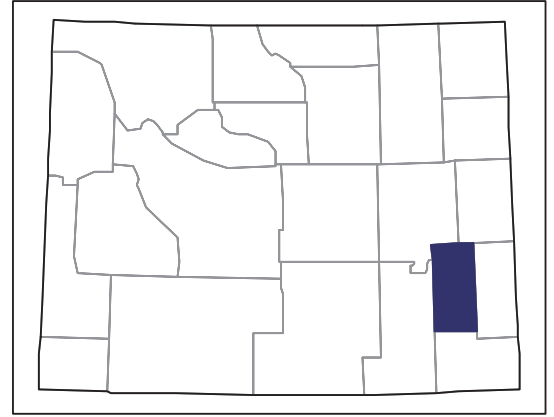
United States Department of Agriculture
National Agricultural Statistics Service

www.agcensus.usda.gov

2007 CENSUS *OF* AGRICULTURE

Platte County – Wyoming

**Farms with Black or African American
Operators Compared with All Farms**



Data are not available at this geographic level for farms with Black or African American operators.



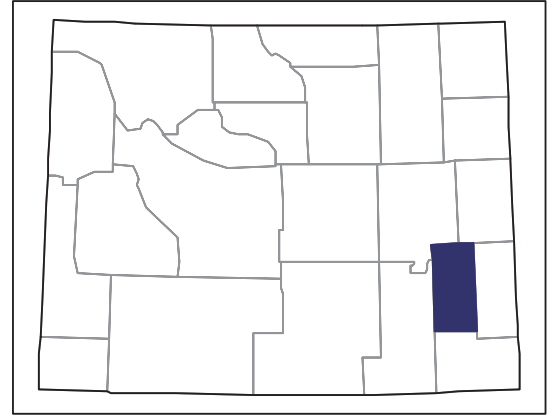
United States Department of Agriculture
National Agricultural Statistics Service

www.agcensus.usda.gov

2007 CENSUS *OF* AGRICULTURE

Platte County – Wyoming

Farms with Native Hawaiian or Other Pacific Islander Operators Compared with All Farms



Data are not available at this geographic level for farms with Native Hawaiian or Other Pacific Islander operators.



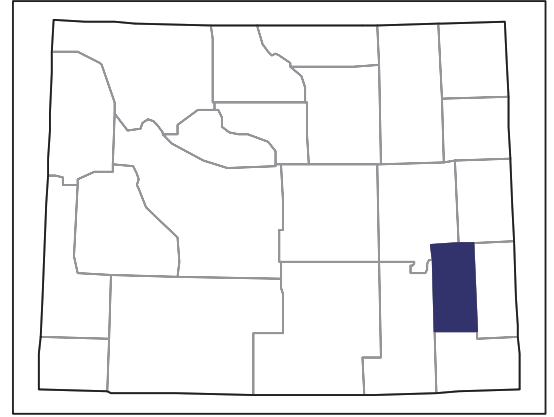
United States Department of Agriculture
National Agricultural Statistics Service

www.agcensus.usda.gov

2007 CENSUS OF AGRICULTURE

Platte County – Wyoming

Farms with White Operators
Compared with All Farms



Data are not available at this geographic level for farms with White operators.



United States Department of Agriculture
National Agricultural Statistics Service

www.agcensus.usda.gov

