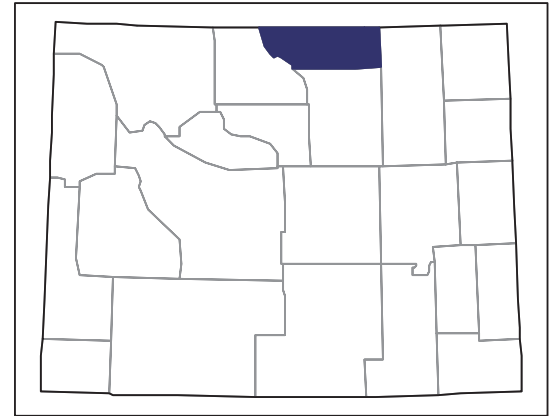


2007 CENSUS OF AGRICULTURE



Sheridan County – Wyoming

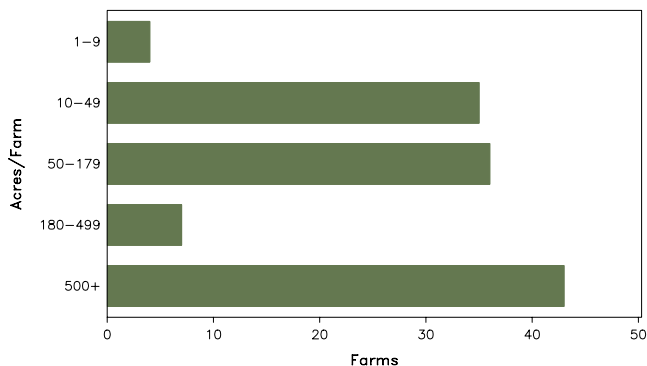
Farms with Women Principal Operators Compared with All Farms

	Women Principal Operators	All Farms
Number of Farms	125	599
Land in Farms	104,322 acres	1,224,625 acres
Average Size of Farm	835 acres	2,044 acres
Market Value of Products Sold	\$3,364,000	\$48,662,000
Crop Sales	\$909,000	\$5,847,000
Livestock Sales	\$2,455,000	\$42,815,000
Average Per Farm	\$26,916	\$81,239
Government Payments	\$22,000	\$621,000
Average Per Farm Receiving Payments	\$3,108	\$7,223

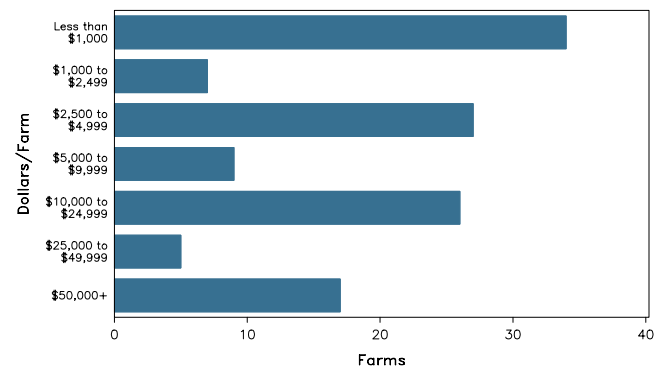
See footnotes on reverse page.

Farms with Women Principal Operators

Farms by Size



Farms by Economic Size



2007 CENSUS OF AGRICULTURE

Sheridan County – Wyoming Farms with Women Principal Operators

Selected Highlights

Item	Farms	Quantity
MARKET VALUE OF AGRICULTURAL PRODUCTS SOLD (\$1,000)		
Total value of agricultural products sold	125	3,364
Value of crops including nursery and greenhouse	39	909
Value of livestock, poultry, and their products	76	2,455
VALUE OF SALES BY COMMODITY GROUP (\$1,000)		
Grains, oilseeds, dry beans, and dry peas	-	-
Tobacco	-	-
Cotton and cottonseed	-	-
Vegetables, melons, potatoes and sweet potatoes	1	(D)
Fruits, tree nuts, and berries	-	-
Nursery, greenhouse, floriculture, and sod	3	(D)
Cut Christmas trees and short rotation woody crops	-	-
Other crops and hay	36	(D)
Poultry and eggs	10	4
Cattle and calves	45	2,113
Milk and other dairy products from cows	-	-
Hogs and pigs	7	(D)
Sheep, goats, and their products	11	44
Horses, ponies, mules, burros, and donkeys	34	289
Aquaculture	-	-
Other animals and other animal products	4	(D)
TOP CROP ITEMS (acres)		
Forage - land used for all hay and haylage, grass silage, and greenchop	51	6,306
Sod harvested	1	(D)
Floriculture crops, total	1	(D)
Vegetables harvested for sale	1	(D)
Onions, dry	1	(D)
TOP LIVESTOCK INVENTORY ITEMS (number)		
Cattle and calves	55	4,003
Horses and ponies	77	778
Sheep and lambs	12	379
Layers	10	172
Goats, all	21	128

Operator Characteristics

Item	Quantity
Primary occupation:	
Farming	54
Other	71
Days worked off farm:	
None	49
Any	76
Years on present farm:	
2 years or less	18
3 to 4 years	21
5 to 9 years	12
10 years or more	74
Age group:	
Under 45 years	34
45 to 64 years	65
65 years and over	26
Average age of principal operator (years)	53.1

Economic Characteristics

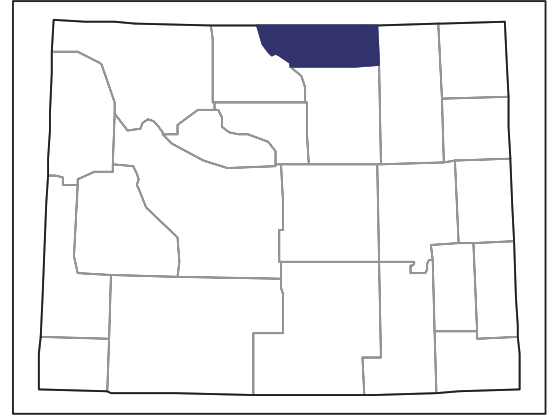
Item	Quantity
Farms by value of sales:	
Less than \$1,000	34
\$1,000 to \$2,499	7
\$2,500 to \$4,999	27
\$5,000 to \$9,999	9
\$10,000 to \$49,999	31
\$50,000 to \$99,999	7
\$100,000 to \$249,999	9
\$250,000 to \$499,999	-
\$500,000 or more	1
Total farm production expenses (\$1,000)	4,706
Average per farm (\$)	37,651
Net cash farm income of operation (\$1,000)	-1,060
Average per farm (\$)	-8,481
Value of agricultural products sold directly to individuals for human consumption (\$1,000)	11
Total organic product sales (\$1,000)	(D)
Total income from farm-related sources, gross before taxes and expenses (\$1,000)	260

See "Census of Agriculture, Volume 1, Geographic Area Series" for complete footnotes, explanations, definitions, and methodology.
(D) Cannot be disclosed. (Z) Less than half of the unit shown.

2007 CENSUS OF AGRICULTURE

Sheridan County – Wyoming

Farms with Spanish, Hispanic, or Latino Operators Compared with All Farms



Data are not available at this geographic level for farms with Spanish, Hispanic, or Latino operators.



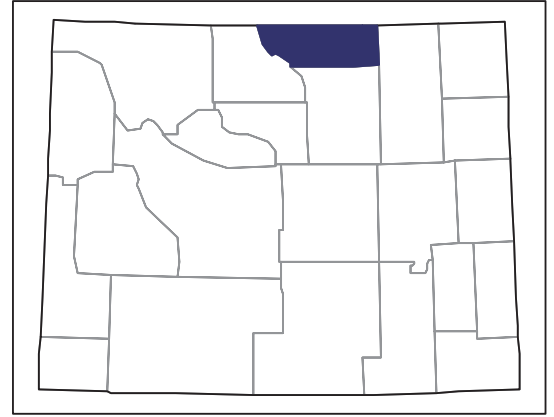
United States Department of Agriculture
National Agricultural Statistics Service

www.agcensus.usda.gov

2007 CENSUS OF AGRICULTURE

Sheridan County – Wyoming

Farms with American Indian or Alaska Native Operators Compared with All Farms



Data are not available at this geographic level for farms with American Indian or Alaska Native operators.



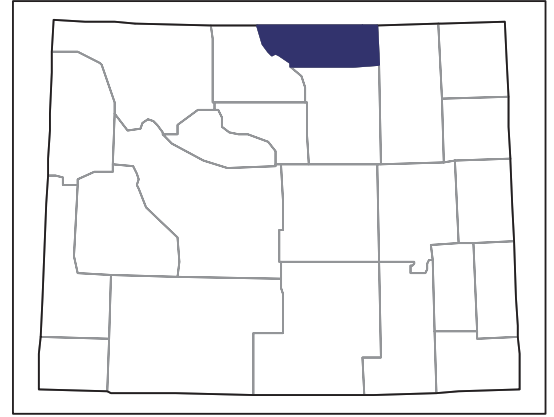
United States Department of Agriculture
National Agricultural Statistics Service

www.agcensus.usda.gov

2007 CENSUS *OF* AGRICULTURE

Sheridan County – Wyoming

**Farms with Asian Operators
Compared with All Farms**



Data are not available at this geographic level for farms with Asian operators.



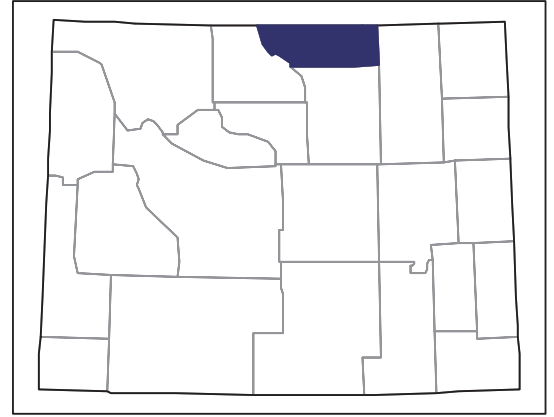
United States Department of Agriculture
National Agricultural Statistics Service

www.agcensus.usda.gov

2007 CENSUS OF AGRICULTURE

Sheridan County – Wyoming

Farms with Black or African American Operators Compared with All Farms



Data are not available at this geographic level for farms with Black or African American operators.



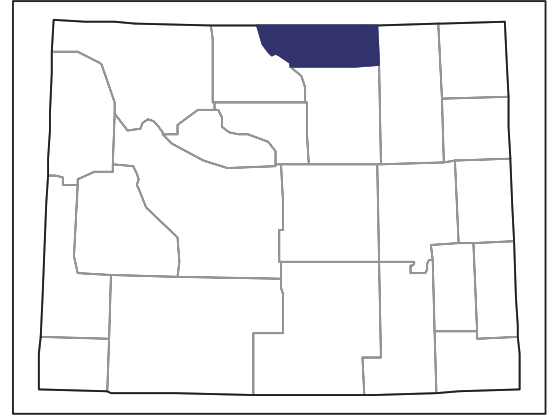
United States Department of Agriculture
National Agricultural Statistics Service

www.agcensus.usda.gov

2007 CENSUS OF AGRICULTURE

Sheridan County – Wyoming

Farms with Native Hawaiian or Other Pacific Islander Operators Compared with All Farms



Data are not available at this geographic level for farms with Native Hawaiian or Other Pacific Islander operators.



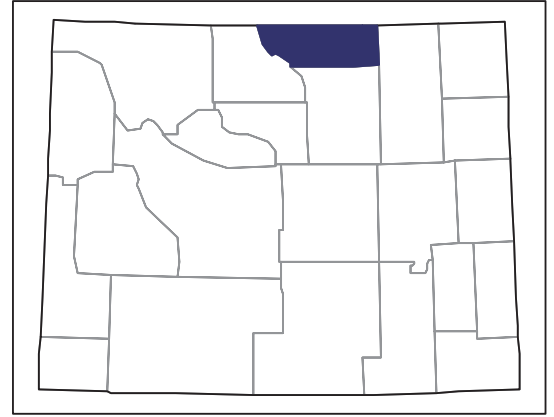
United States Department of Agriculture
National Agricultural Statistics Service

www.agcensus.usda.gov

2007 CENSUS OF AGRICULTURE

Sheridan County – Wyoming

Farms with White Operators
Compared with All Farms



Data are not available at this geographic level for farms with White operators.



United States Department of Agriculture
National Agricultural Statistics Service

www.agcensus.usda.gov

