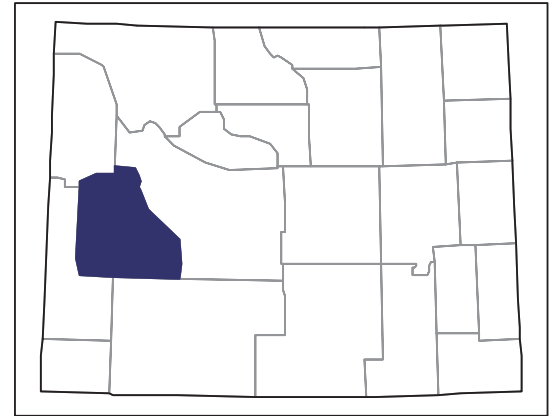


2007 CENSUS OF AGRICULTURE



Sublette County – Wyoming

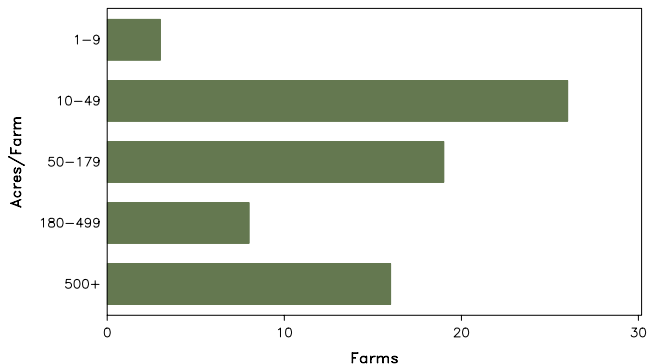
Farms with Women Principal Operators Compared with All Farms

	Women Principal Operators	All Farms
Number of Farms	72	366
Land in Farms	92,640 acres	599,289 acres
Average Size of Farm	1,287 acres	1,637 acres
Market Value of Products Sold	\$3,280,000	\$36,265,000
Crop Sales	\$534,000	\$3,115,000
Livestock Sales	\$2,746,000	\$33,150,000
Average Per Farm	\$45,551	\$99,085
Government Payments	(D)	\$157,000
Average Per Farm Receiving Payments	(D)	\$12,050

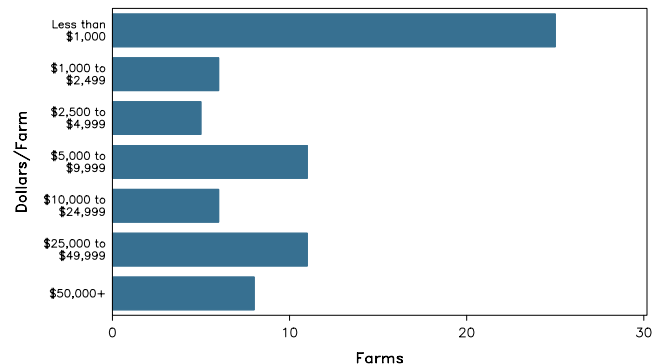
See footnotes on reverse page.

Farms with Women Principal Operators

Farms by Size



Farms by Economic Size



2007 CENSUS OF AGRICULTURE

Sublette County – Wyoming Farms with Women Principal Operators

Selected Highlights

Item	Farms	Quantity
MARKET VALUE OF AGRICULTURAL PRODUCTS SOLD (\$1,000)		
Total value of agricultural products sold	72	3,280
Value of crops including nursery and greenhouse	13	534
Value of livestock, poultry, and their products	44	2,746
VALUE OF SALES BY COMMODITY GROUP (\$1,000)		
Grains, oilseeds, dry beans, and dry peas	-	-
Tobacco	-	-
Cotton and cottonseed	-	-
Vegetables, melons, potatoes and sweet potatoes	-	-
Fruits, tree nuts, and berries	-	-
Nursery, greenhouse, floriculture, and sod	2	(D)
Cut Christmas trees and short rotation woody crops	-	-
Other crops and hay	12	(D)
Poultry and eggs	8	4
Cattle and calves	15	2,432
Milk and other dairy products from cows	-	-
Hogs and pigs	4	10
Sheep, goats, and their products	8	(D)
Horses, ponies, mules, burros, and donkeys	22	(D)
Aquaculture	-	-
Other animals and other animal products	1	(D)
TOP CROP ITEMS (acres)		
Forage - land used for all hay and haylage, grass silage, and greenchop	29	18,720
Nursery stock	2	(D)
TOP LIVESTOCK INVENTORY ITEMS (number)		
Cattle and calves	23	6,018
Horses and ponies	48	697
Layers	8	380
Goats, all	9	163
Sheep and lambs	4	140

Operator Characteristics

Item	Quantity
Primary occupation:	
Farming	28
Other	44
Days worked off farm:	
None	17
Any	55
Years on present farm:	
2 years or less	7
3 to 4 years	9
5 to 9 years	21
10 years or more	35
Age group:	
Under 45 years	11
45 to 64 years	42
65 years and over	19
Average age of principal operator (years)	55.8

Economic Characteristics

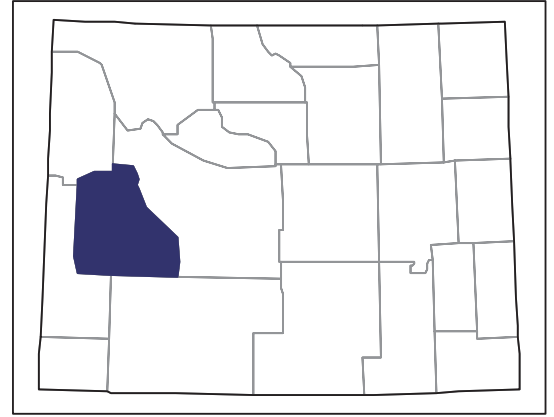
Item	Quantity
Farms by value of sales:	
Less than \$1,000	25
\$1,000 to \$2,499	6
\$2,500 to \$4,999	5
\$5,000 to \$9,999	11
\$10,000 to \$49,999	17
\$50,000 to \$99,999	2
\$100,000 to \$249,999	4
\$250,000 to \$499,999	-
\$500,000 or more	2
Total farm production expenses (\$1,000)	2,841
Average per farm (\$)	39,454
Net cash farm income of operation (\$1,000)	685
Average per farm (\$)	9,509
Value of agricultural products sold directly to individuals for human consumption (\$1,000)	7
Total organic product sales (\$1,000)	-
Total income from farm-related sources, gross before taxes and expenses (\$1,000)	237

See "Census of Agriculture, Volume 1, Geographic Area Series" for complete footnotes, explanations, definitions, and methodology.
(D) Cannot be disclosed. (Z) Less than half of the unit shown.

2007 CENSUS OF AGRICULTURE

Sublette County – Wyoming

Farms with Spanish, Hispanic, or Latino Operators Compared with All Farms



Data are not available at this geographic level for farms with Spanish, Hispanic, or Latino operators.



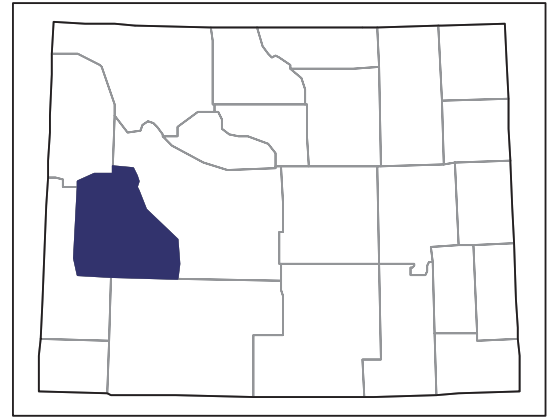
United States Department of Agriculture
National Agricultural Statistics Service

www.agcensus.usda.gov

2007 CENSUS OF AGRICULTURE

Sublette County – Wyoming

Farms with American Indian or Alaska Native Operators Compared with All Farms



Data are not available at this geographic level for farms with American Indian or Alaska Native operators.



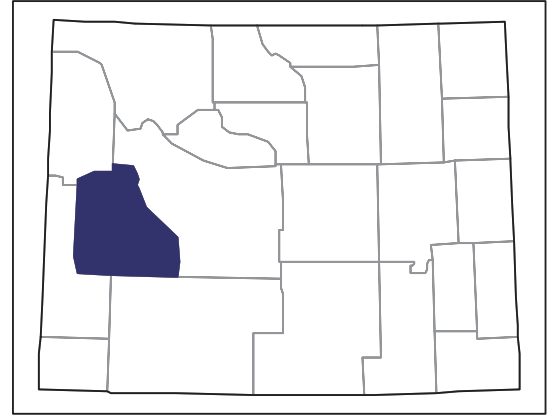
United States Department of Agriculture
National Agricultural Statistics Service

www.agcensus.usda.gov

2007 CENSUS OF AGRICULTURE

Sublette County – Wyoming

**Farms with Asian Operators
Compared with All Farms**



Data are not available at this geographic level for farms with Asian operators.



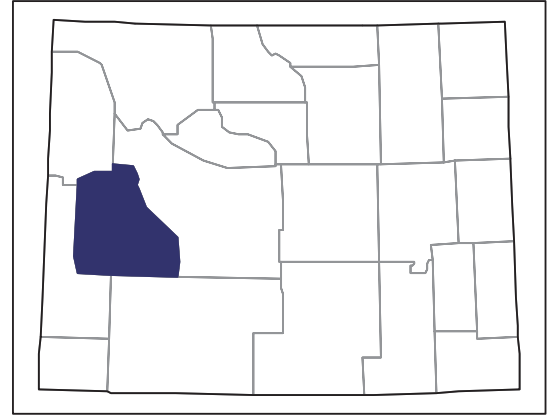
United States Department of Agriculture
National Agricultural Statistics Service

www.agcensus.usda.gov

2007 CENSUS *OF* AGRICULTURE

Sublette County – Wyoming

Farms with Black or African American Operators Compared with All Farms



Data are not available at this geographic level for farms with Black or African American operators.



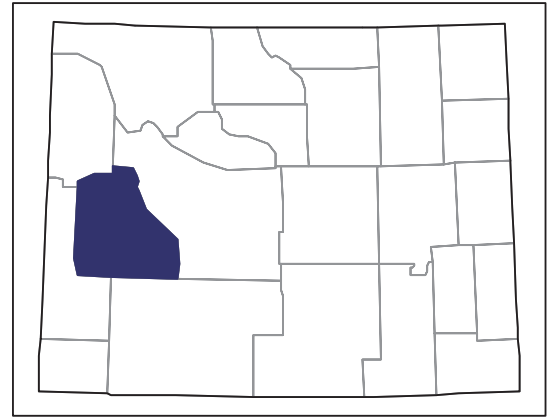
United States Department of Agriculture
National Agricultural Statistics Service

www.agcensus.usda.gov

2007 CENSUS OF AGRICULTURE

Sublette County – Wyoming

Farms with Native Hawaiian or Other Pacific Islander Operators Compared with All Farms



Data are not available at this geographic level for farms with Native Hawaiian or Other Pacific Islander operators.



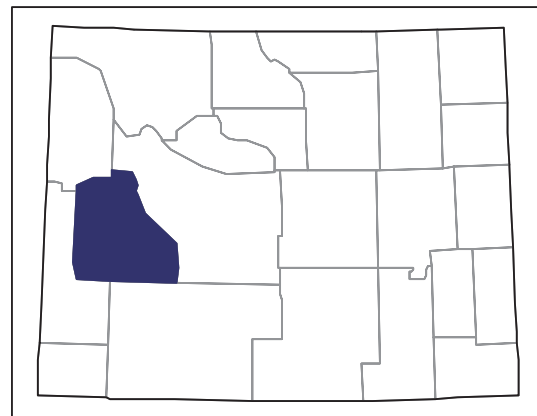
United States Department of Agriculture
National Agricultural Statistics Service

www.agcensus.usda.gov

2007 CENSUS *OF* AGRICULTURE

Sublette County – Wyoming

**Farms with White Operators
Compared with All Farms**



Data are not available at this geographic level for farms with White operators.



United States Department of Agriculture
National Agricultural Statistics Service

www.agcensus.usda.gov

