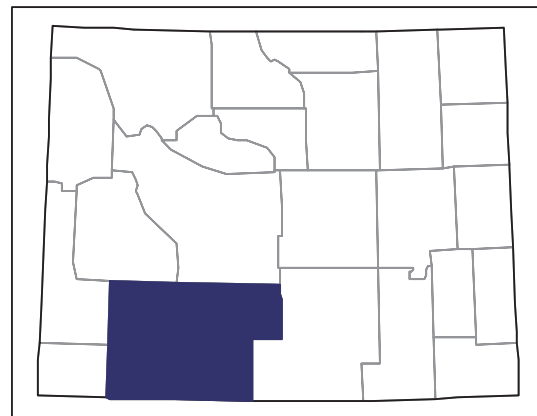


# 2007 CENSUS OF AGRICULTURE

## Sweetwater County – Wyoming

### Farms with Women Principal Operators Compared with All Farms

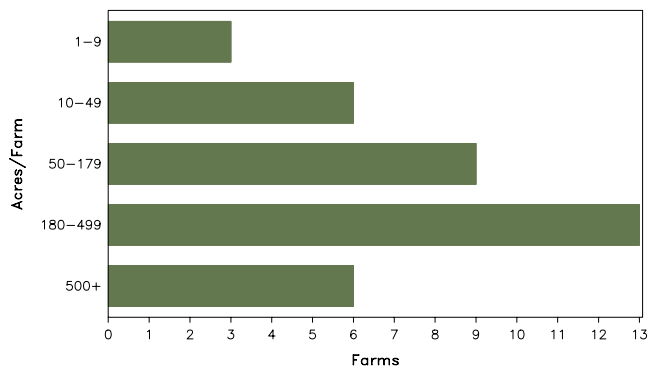


	Women Principal Operators	All Farms
<b>Number of Farms</b>	37	244
<b>Land in Farms</b>	67,460 acres	1,486,395 acres
<b>Average Size of Farm</b>	1,823 acres	6,092 acres
<b>Market Value of Products Sold</b>	\$1,244,000	\$14,506,000
Crop Sales	\$493,000	\$4,343,000
Livestock Sales	\$751,000	\$10,163,000
Average Per Farm	\$33,628	\$59,451
<b>Government Payments</b>	-	\$281,000
Average Per Farm Receiving Payments	-	\$8,039

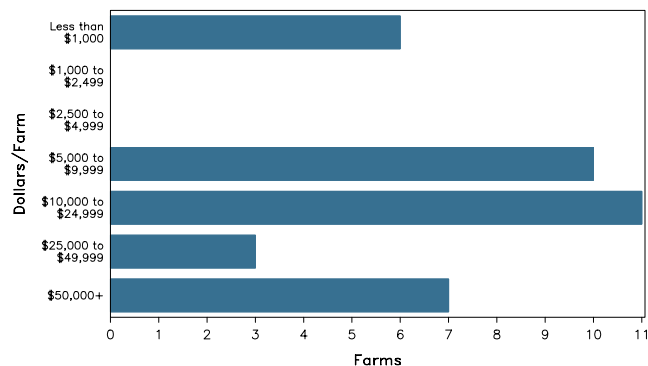
See footnotes on reverse page.

### Farms with Women Principal Operators

Farms by Size



Farms by Economic Size



# 2007 CENSUS OF AGRICULTURE

## Sweetwater County – Wyoming Farms with Women Principal Operators

### Selected Highlights

Item	Farms	Quantity
<b>MARKET VALUE OF AGRICULTURAL PRODUCTS SOLD (\$1,000)</b>		
Total value of agricultural products sold	37	1,244
Value of crops including nursery and greenhouse	17	493
Value of livestock, poultry, and their products	24	751
<b>VALUE OF SALES BY COMMODITY GROUP (\$1,000)</b>		
Grains, oilseeds, dry beans, and dry peas	-	-
Tobacco	-	-
Cotton and cottonseed	-	-
Vegetables, melons, potatoes and sweet potatoes	-	-
Fruits, tree nuts, and berries	-	-
Nursery, greenhouse, floriculture, and sod	-	-
Cut Christmas trees and short rotation woody crops	-	-
Other crops and hay	17	493
Poultry and eggs	13	20
Cattle and calves	10	283
Milk and other dairy products from cows	1	(D)
Hogs and pigs	-	-
Sheep, goats, and their products	2	(D)
Horses, ponies, mules, burros, and donkeys	8	(D)
Aquaculture	-	-
Other animals and other animal products	6	-
<b>TOP CROP ITEMS (acres)</b>		
Forage - land used for all hay and haylage, grass silage, and greenchop	22	4,103
<b>TOP LIVESTOCK INVENTORY ITEMS (number)</b>		
Sheep and lambs	1	(D)
Cattle and calves	21	945
Pheasants	1	(D)
Horses and ponies	15	345
Layers	12	276

### Operator Characteristics

Item	Quantity
Primary occupation:	
Farming	19
Other	18
Days worked off farm:	
None	10
Any	27
Years on present farm:	
2 years or less	1
3 to 4 years	6
5 to 9 years	7
10 years or more	23
Age group:	
Under 45 years	8
45 to 64 years	11
65 years and over	18
Average age of principal operator (years)	60.7

### Economic Characteristics

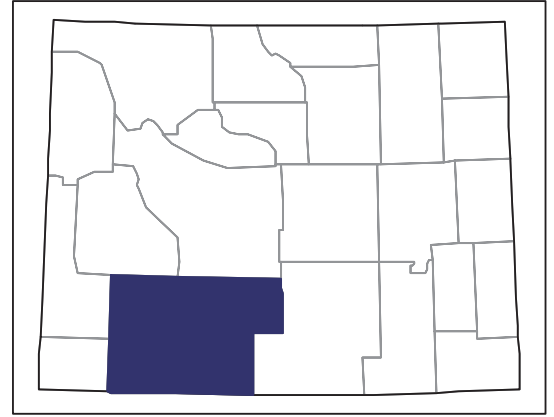
Item	Quantity
Farms by value of sales:	
Less than \$1,000	6
\$1,000 to \$2,499	-
\$2,500 to \$4,999	-
\$5,000 to \$9,999	10
\$10,000 to \$49,999	14
\$50,000 to \$99,999	6
\$100,000 to \$249,999	-
\$250,000 to \$499,999	-
\$500,000 or more	1
Total farm production expenses (\$1,000)	1,395
Average per farm (\$)	37,697
Net cash farm income of operation (\$1,000)	-4
Average per farm (\$)	-102
Value of agricultural products sold directly to individuals for human consumption (\$1,000)	(D)
Total organic product sales (\$1,000)	-
Total income from farm-related sources, gross before taxes and expenses (\$1,000)	147

See "Census of Agriculture, Volume 1, Geographic Area Series" for complete footnotes, explanations, definitions, and methodology.  
(D) Cannot be disclosed. (Z) Less than half of the unit shown.

# 2007 CENSUS OF AGRICULTURE

## Sweetwater County – Wyoming

### Farms with Spanish, Hispanic, or Latino Operators Compared with All Farms



Data are not available at this geographic level for farms with Spanish, Hispanic, or Latino operators.



United States Department of Agriculture  
National Agricultural Statistics Service

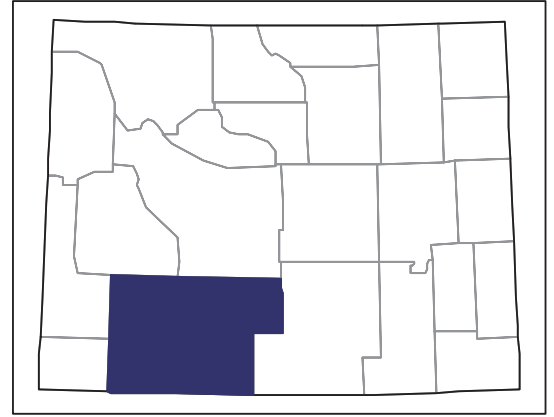
[www.agcensus.usda.gov](http://www.agcensus.usda.gov)



# 2007 CENSUS OF AGRICULTURE

## Sweetwater County – Wyoming

### Farms with American Indian or Alaska Native Operators Compared with All Farms



Data are not available at this geographic level for farms with American Indian or Alaska Native operators.



United States Department of Agriculture  
National Agricultural Statistics Service

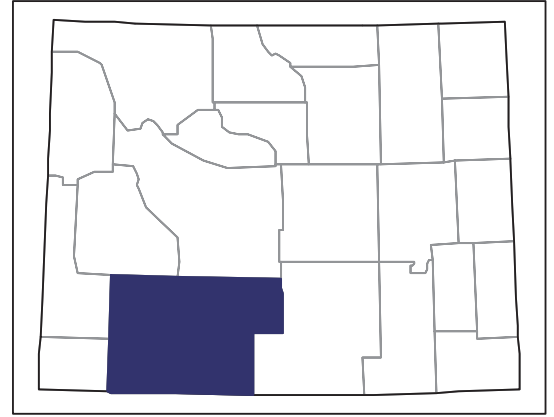
[www.agcensus.usda.gov](http://www.agcensus.usda.gov)



# 2007 CENSUS *OF* AGRICULTURE

**Sweetwater County – Wyoming**

**Farms with Asian Operators  
Compared with All Farms**



**Data are not available at this geographic level for farms with Asian operators.**



United States Department of Agriculture  
National Agricultural Statistics Service

[www.agcensus.usda.gov](http://www.agcensus.usda.gov)

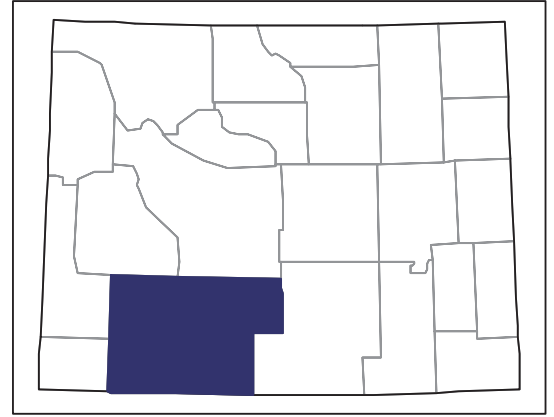




# 2007 CENSUS OF AGRICULTURE

## Sweetwater County – Wyoming

### Farms with Black or African American Operators Compared with All Farms



Data are not available at this geographic level for farms with Black or African American operators.



United States Department of Agriculture  
National Agricultural Statistics Service

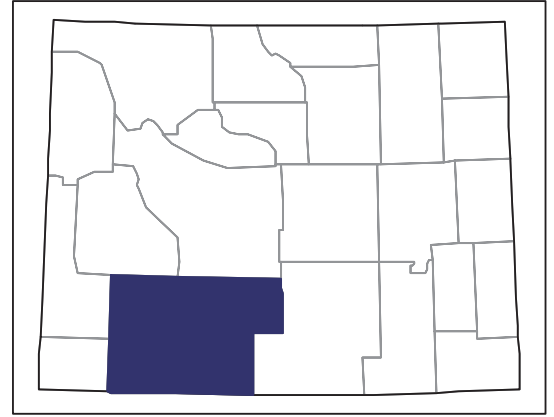
[www.agcensus.usda.gov](http://www.agcensus.usda.gov)



# 2007 CENSUS *OF* AGRICULTURE

## Sweetwater County – Wyoming

### Farms with Native Hawaiian or Other Pacific Islander Operators Compared with All Farms



Data are not available at this geographic level for farms with Native Hawaiian or Other Pacific Islander operators.



United States Department of Agriculture  
National Agricultural Statistics Service

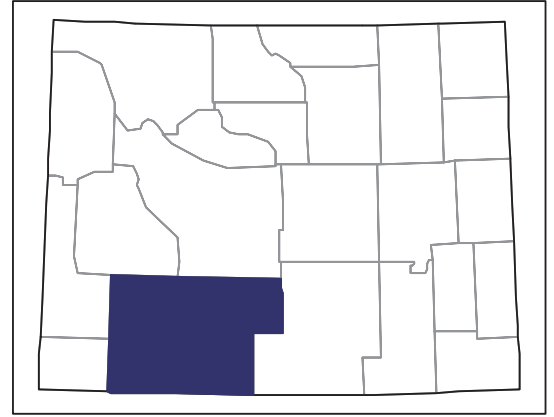
[www.agcensus.usda.gov](http://www.agcensus.usda.gov)



# 2007 CENSUS *OF* AGRICULTURE

**Sweetwater County – Wyoming**

**Farms with White Operators  
Compared with All Farms**



**Data are not available at this geographic level for farms with White operators.**



United States Department of Agriculture  
National Agricultural Statistics Service

[www.agcensus.usda.gov](http://www.agcensus.usda.gov)

