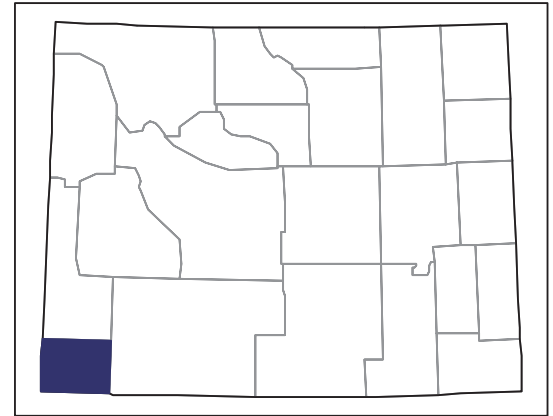


2007 CENSUS OF AGRICULTURE



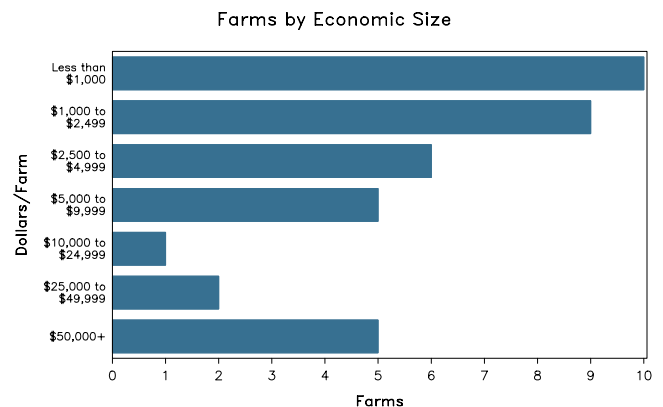
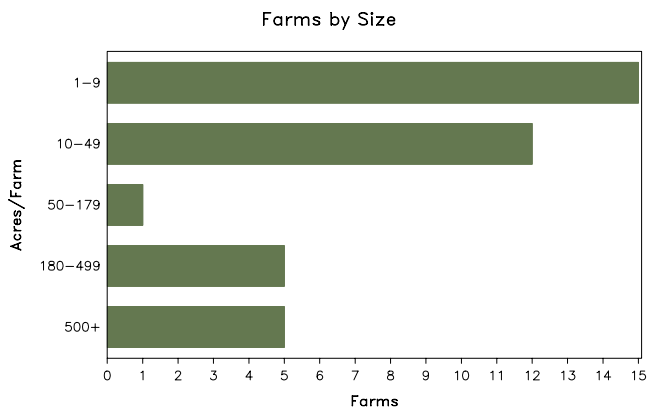
Uinta County – Wyoming

Farms with Women Principal Operators Compared with All Farms

	Women Principal Operators	All Farms
Number of Farms	38	344
Land in Farms	42,505 acres	742,809 acres
Average Size of Farm	1,119 acres	2,159 acres
Market Value of Products Sold	(D)	\$27,061,000
Crop Sales	(D)	\$903,000
Livestock Sales	(D)	\$26,158,000
Average Per Farm	(D)	\$78,667
Government Payments	(D)	\$80,000
Average Per Farm Receiving Payments	(D)	\$3,326

See footnotes on reverse page.

Farms with Women Principal Operators



2007 CENSUS OF AGRICULTURE

Uinta County – Wyoming Farms with Women Principal Operators

Selected Highlights

Item	Farms	Quantity
MARKET VALUE OF AGRICULTURAL PRODUCTS SOLD (\$1,000)		
Total value of agricultural products sold	38	(D)
Value of crops including nursery and greenhouse	1	(D)
Value of livestock, poultry, and their products	38	(D)
VALUE OF SALES BY COMMODITY GROUP (\$1,000)		
Grains, oilseeds, dry beans, and dry peas	-	-
Tobacco	-	-
Cotton and cottonseed	-	-
Vegetables, melons, potatoes and sweet potatoes	-	-
Fruits, tree nuts, and berries	-	-
Nursery, greenhouse, floriculture, and sod	-	-
Cut Christmas trees and short rotation woody crops	-	-
Other crops and hay	1	(D)
Poultry and eggs	1	(D)
Cattle and calves	9	(D)
Milk and other dairy products from cows	-	-
Hogs and pigs	11	10
Sheep, goats, and their products	13	(D)
Horses, ponies, mules, burros, and donkeys	11	59
Aquaculture	-	-
Other animals and other animal products	-	-
TOP CROP ITEMS (acres)		
Forage - land used for all hay and haylage, grass silage, and greenchop	10	2,253
TOP LIVESTOCK INVENTORY ITEMS (number)		
Sheep and lambs	10	(D)
Cattle and calves	20	1,815
Horses and ponies	24	262
Goats, all	10	223
Layers	16	219

Operator Characteristics

Item	Quantity
Primary occupation:	
Farming	15
Other	23
Days worked off farm:	
None	16
Any	22
Years on present farm:	
2 years or less	-
3 to 4 years	10
5 to 9 years	7
10 years or more	21
Age group:	
Under 45 years	7
45 to 64 years	25
65 years and over	6
Average age of principal operator (years)	53.2

Economic Characteristics

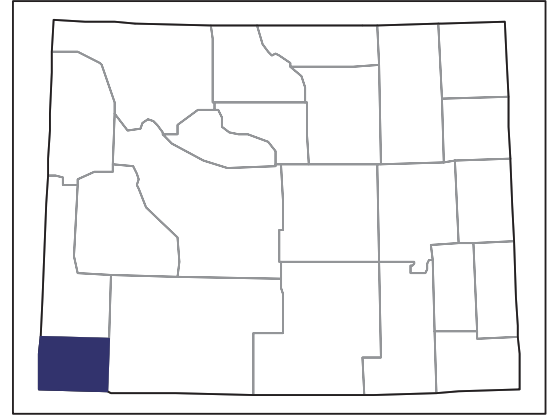
Item	Quantity
Farms by value of sales:	
Less than \$1,000	10
\$1,000 to \$2,499	10
\$2,500 to \$4,999	5
\$5,000 to \$9,999	5
\$10,000 to \$49,999	3
\$50,000 to \$99,999	-
\$100,000 to \$249,999	4
\$250,000 to \$499,999	1
\$500,000 or more	-
Total farm production expenses (\$1,000)	1,459
Average per farm (\$)	38,400
Net cash farm income of operation (\$1,000)	-219
Average per farm (\$)	-5,761
Value of agricultural products sold directly to individuals for human consumption (\$1,000)	1
Total organic product sales (\$1,000)	-
Total income from farm-related sources, gross before taxes and expenses (\$1,000)	49

See "Census of Agriculture, Volume 1, Geographic Area Series" for complete footnotes, explanations, definitions, and methodology.
(D) Cannot be disclosed. (Z) Less than half of the unit shown.

2007 CENSUS *OF* AGRICULTURE

Uinta County – Wyoming

Farms with Spanish, Hispanic, or Latino Operators Compared with All Farms



Data are not available at this geographic level for farms with Spanish, Hispanic, or Latino operators.



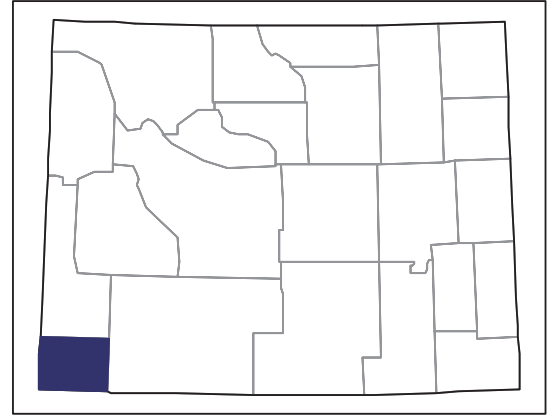
United States Department of Agriculture
National Agricultural Statistics Service

www.agcensus.usda.gov

2007 CENSUS OF AGRICULTURE

Uinta County – Wyoming

Farms with American Indian or Alaska Native Operators Compared with All Farms



Data are not available at this geographic level for farms with American Indian or Alaska Native operators.



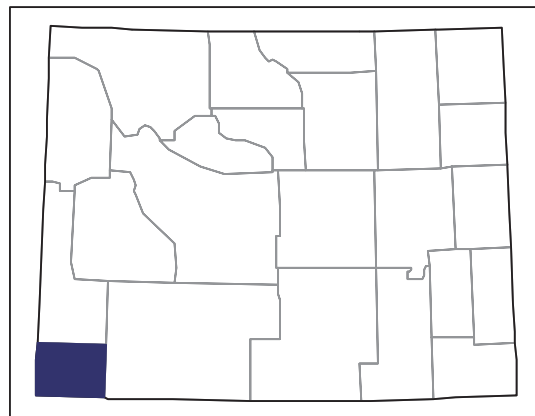
United States Department of Agriculture
National Agricultural Statistics Service

www.agcensus.usda.gov

2007 CENSUS *OF* AGRICULTURE

Uinta County – Wyoming

Farms with Asian Operators
Compared with All Farms



Data are not available at this geographic level for farms with Asian operators.



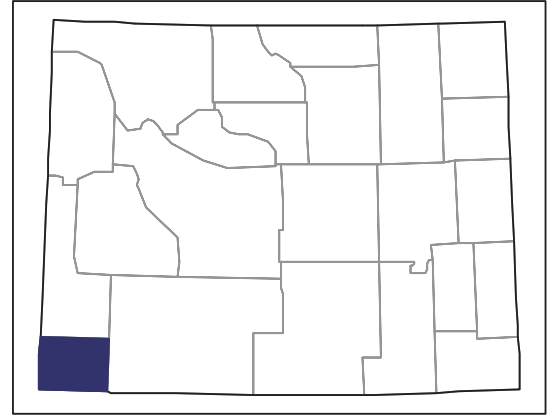
United States Department of Agriculture
National Agricultural Statistics Service

www.agcensus.usda.gov

2007 CENSUS OF AGRICULTURE

Uinta County – Wyoming

Farms with Black or African American Operators Compared with All Farms



Data are not available at this geographic level for farms with Black or African American operators.



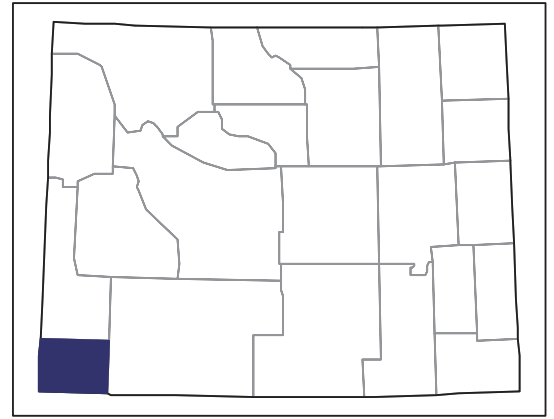
United States Department of Agriculture
National Agricultural Statistics Service

www.agcensus.usda.gov

2007 CENSUS *OF* AGRICULTURE

Uinta County – Wyoming

Farms with Native Hawaiian or Other Pacific Islander Operators Compared with All Farms



Data are not available at this geographic level for farms with Native Hawaiian or Other Pacific Islander operators.



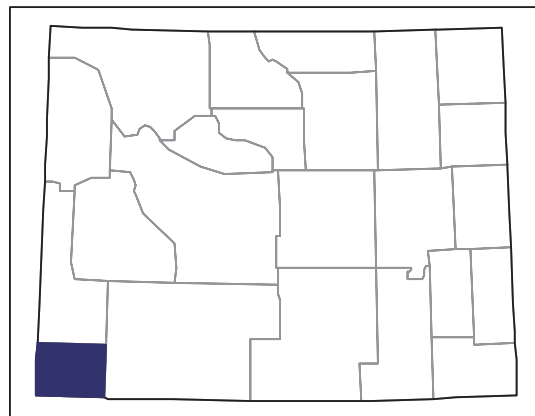
United States Department of Agriculture
National Agricultural Statistics Service

www.agcensus.usda.gov

2007 CENSUS OF AGRICULTURE

Uinta County – Wyoming

Farms with White Operators
Compared with All Farms



Data are not available at this geographic level for farms with White operators.



United States Department of Agriculture
National Agricultural Statistics Service

www.agcensus.usda.gov

