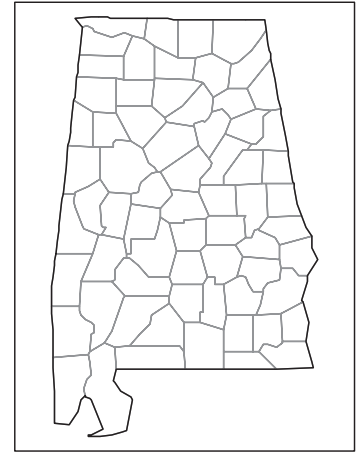


2007 CENSUS OF AGRICULTURE



Alabama

Farms with American Indian or Alaska Native Operators Compared with All Farms

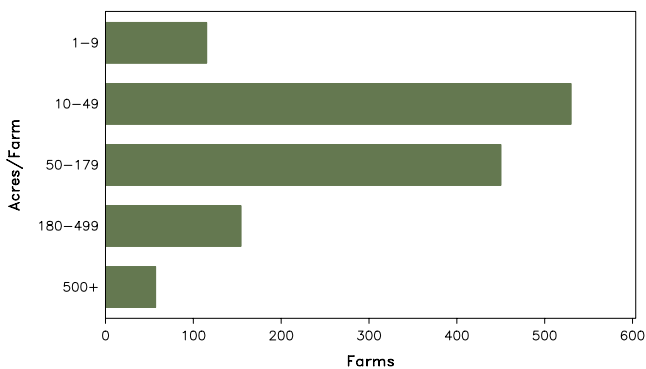
	American Indian or Alaska Native Operators ²	All Farms
Number of Farm Operators ¹	1,561	70,105
Number of Farms	1,306	48,753
Land in Farms	172,970 acres	9,033,537 acres
Average Size of Farm	132 acres	185 acres
Market Value of Products Sold	\$96,737,000	\$4,415,550,000
Crop Sales	\$7,361,000	\$676,987,000
Livestock Sales	\$89,377,000	\$3,738,563,000
Average Per Farm	\$74,071	\$90,570
Government Payments	\$2,162,000	\$124,692,000
Average Per Farm Receiving Payments	\$6,612	\$8,642

(D) Cannot be disclosed. See "Census of Agriculture, Volume 1, Geographic Area Series" for complete footnotes.

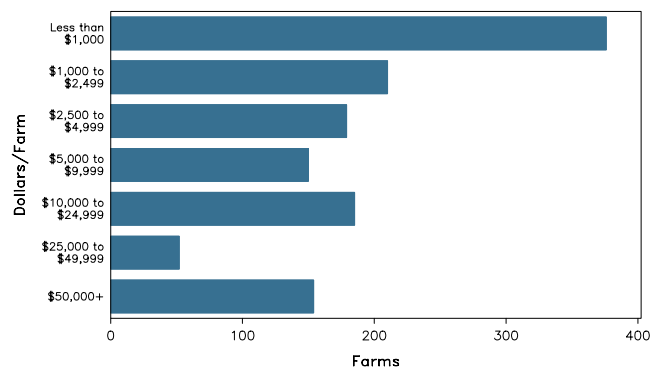
¹ Data were collected for a maximum of three operators per farm. ² Operators reporting selected race alone or in combination with other races.

Farms with American Indian or Alaska Native Operators

Farms by Size



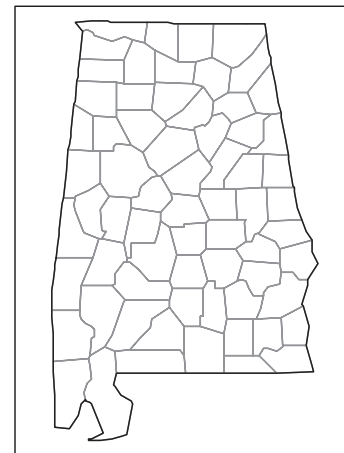
Farms by Economic Size



United States Department of Agriculture
National Agricultural Statistics Service

www.agcensus.usda.gov

2007 CENSUS OF AGRICULTURE



Alabama

Farms with Asian Operators Compared with All Farms

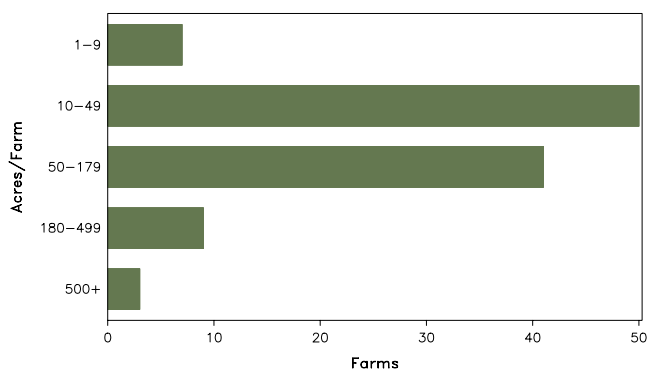
	Asian Operators ²	All Farms
Number of Farm Operators ¹	140	70,105
Number of Farms	110	48,753
Land in Farms	11,030 acres	9,033,537 acres
Average Size of Farm	100 acres	185 acres
Market Value of Products Sold	\$20,273,000	\$4,415,550,000
Crop Sales	\$1,032,000	\$676,987,000
Livestock Sales	\$19,241,000	\$3,738,563,000
Average Per Farm	\$184,300	\$90,570
Government Payments	\$29,000	\$124,692,000
Average Per Farm Receiving Payments	\$1,813	\$8,642

(D) ¹ Cannot be disclosed. See "Census of Agriculture, Volume 1, Geographic Area Series" for complete footnotes.

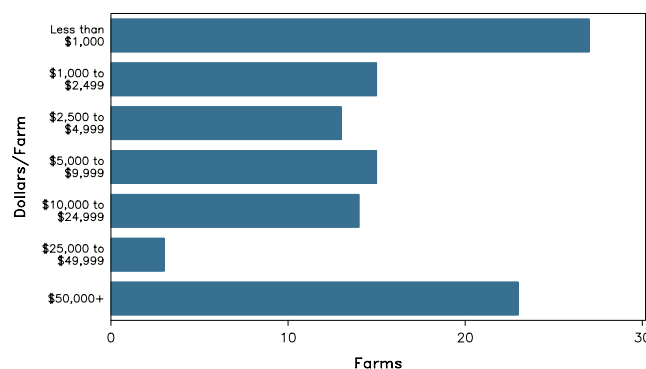
² Data were collected for a maximum of three operators per farm. ² Operators reporting selected race alone or in combination with other races.

Farms with Asian Operators

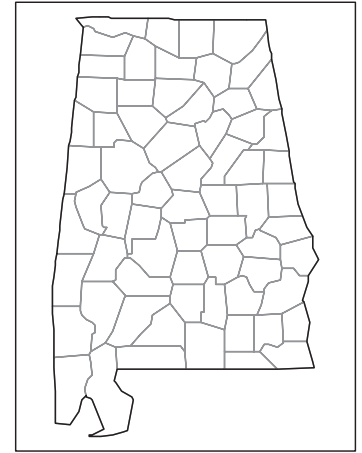
Farms by Size



Farms by Economic Size



2007 CENSUS OF AGRICULTURE



Alabama

Farms with Black or African American Operators Compared with All Farms

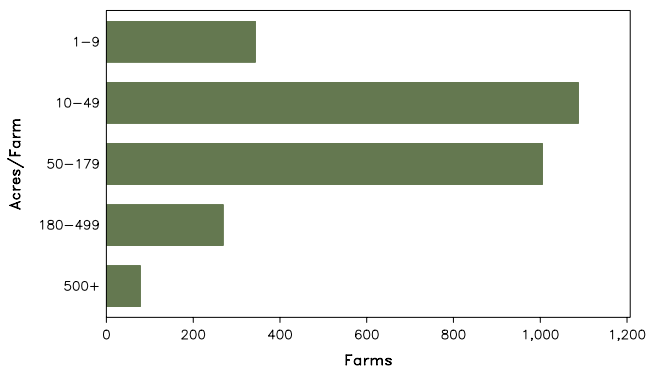
	Black or African American Operators ²	All Farms
Number of Farm Operators ¹	3,698	70,105
Number of Farms	2,783	48,753
Land in Farms	293,173 acres	9,033,537 acres
Average Size of Farm	105 acres	185 acres
Market Value of Products Sold	\$29,052,000	\$4,415,550,000
Crop Sales	\$11,728,000	\$676,987,000
Livestock Sales	\$17,324,000	\$3,738,563,000
Average Per Farm	\$10,439	\$90,570
Government Payments	\$2,361,000	\$124,692,000
Average Per Farm Receiving Payments	\$3,239	\$8,642

(D) Cannot be disclosed. See "Census of Agriculture, Volume 1, Geographic Area Series" for complete footnotes.

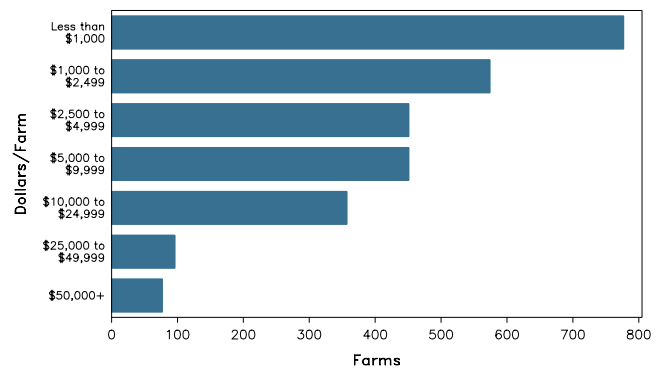
¹ Data were collected for a maximum of three operators per farm. ² Operators reporting selected race alone or in combination with other races.

Farms with Black or African American Operators

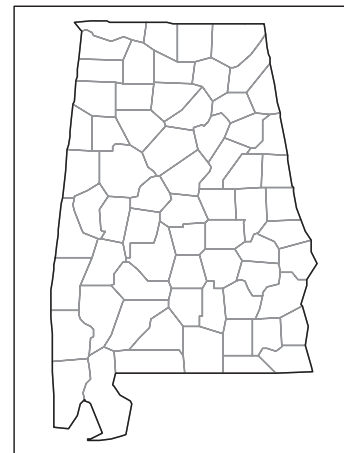
Farms by Size



Farms by Economic Size



2007 CENSUS OF AGRICULTURE



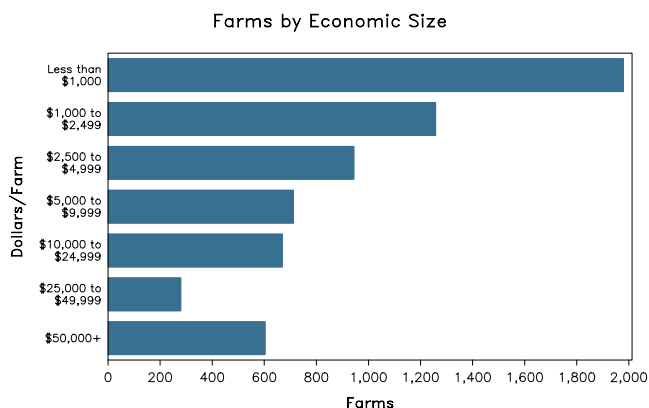
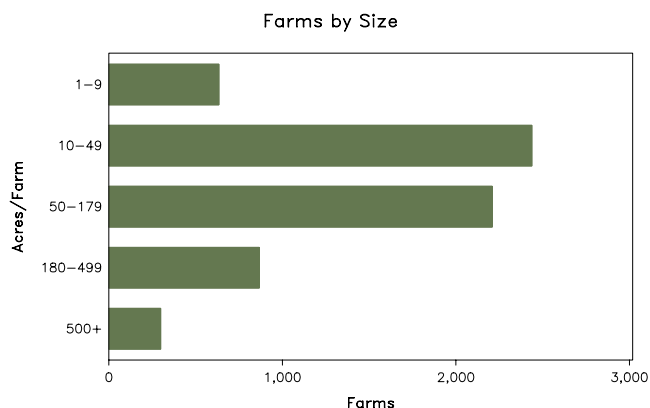
Alabama

Farms with Women Principal Operators Compared with All Farms

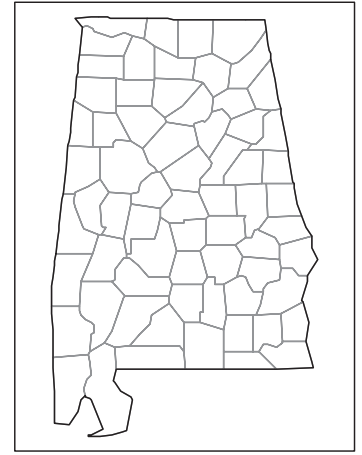
	Women Principal Operators	All Farms
Number of Farms	6,444	48,753
Land in Farms	818,315 acres	9,033,537 acres
Average Size of Farm	127 acres	185 acres
Market Value of Products Sold	\$405,220,000	\$4,415,550,000
Crop Sales	\$29,880,000	\$676,987,000
Livestock Sales	\$375,340,000	\$3,738,563,000
Average Per Farm	\$62,883	\$90,570
Government Payments	\$9,601,000	\$124,692,000
Average Per Farm Receiving Payments	\$4,370	\$8,642

(D) Cannot be disclosed. See "Census of Agriculture, Volume 1, Geographic Area Series" for complete footnotes.

Farms with Women Principal Operators



2007 CENSUS OF AGRICULTURE



Alabama

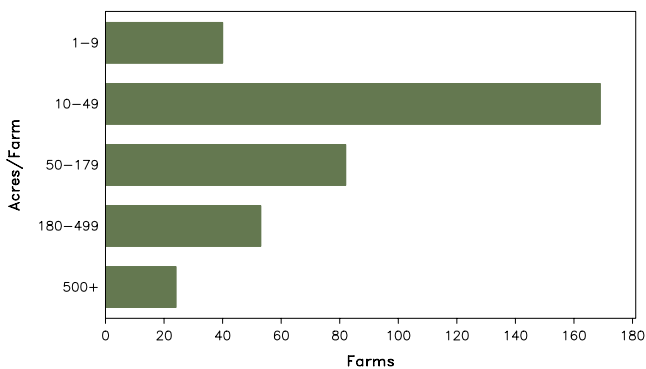
Farms with Spanish, Hispanic, or Latino Operators Compared with All Farms

	Spanish, Hispanic, or Latino Operators	All Farms
Number of Farm Operators ¹	407	70,105
Number of Farms	368	48,753
Land in Farms	57,595 acres	9,033,537 acres
Average Size of Farm	157 acres	185 acres
Market Value of Products Sold	\$37,544,000	\$4,415,550,000
Crop Sales	\$2,639,000	\$676,987,000
Livestock Sales	\$34,904,000	\$3,738,563,000
Average Per Farm	\$102,022	\$90,570
Government Payments	\$507,000	\$124,692,000
Average Per Farm Receiving Payments	\$5,697	\$8,642

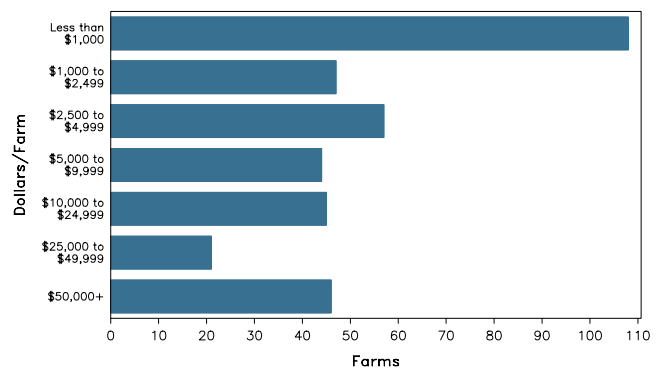
(D) Cannot be disclosed. See "Census of Agriculture, Volume 1, Geographic Area Series" for complete footnotes.
¹ Data were collected for a maximum of three operators per farm.

Farms with Spanish, Hispanic, or Latino Operators

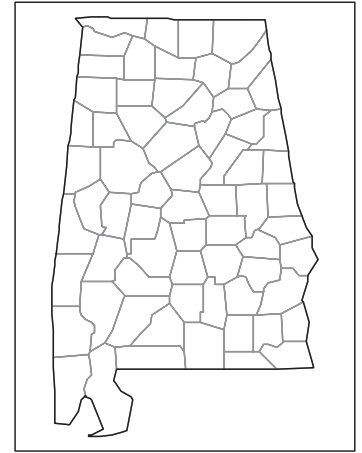
Farms by Size



Farms by Economic Size



2007 CENSUS OF AGRICULTURE



Alabama

Farms with Native Hawaiian or Other Pacific Islander Operators Compared with All Farms

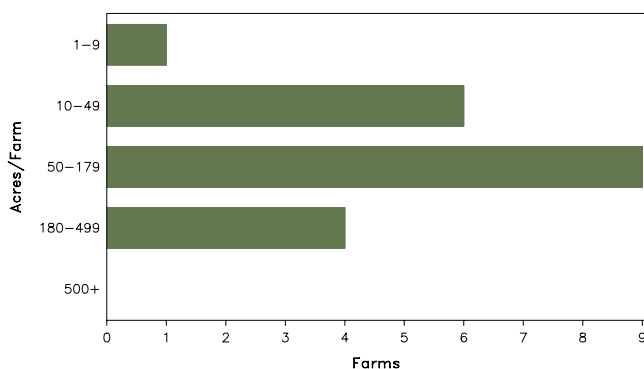
	Native Hawaiian or Other Pacific Islander Operators ²	All Farms
Number of Farm Operators ¹	20	70,105
Number of Farms	20	48,753
Land in Farms	3,214 acres	9,033,537 acres
Average Size of Farm	161 acres	185 acres
Market Value of Products Sold	\$254,000	\$4,415,550,000
Crop Sales	\$152,000	\$676,987,000
Livestock Sales	\$102,000	\$3,738,563,000
Average Per Farm	\$12,700	\$90,570
Government Payments	\$62,000	\$124,692,000
Average Per Farm Receiving Payments	\$10,333	\$8,642

(D) Cannot be disclosed. See "Census of Agriculture, Volume 1, Geographic Area Series" for complete footnotes.

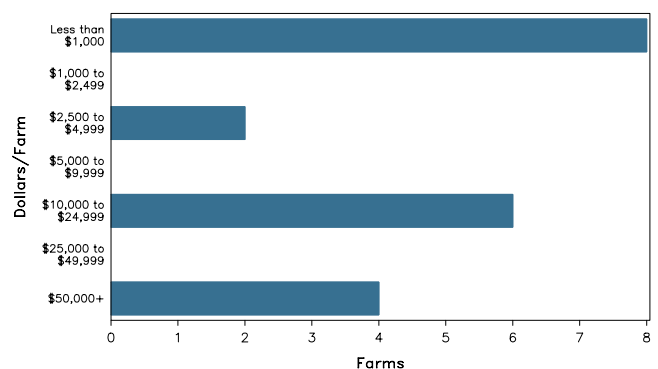
¹ Data were collected for a maximum of three operators per farm. ² Operators reporting selected race alone or in combination with other races.

Farms with Native Hawaiian or Other Pacific Islander Operators

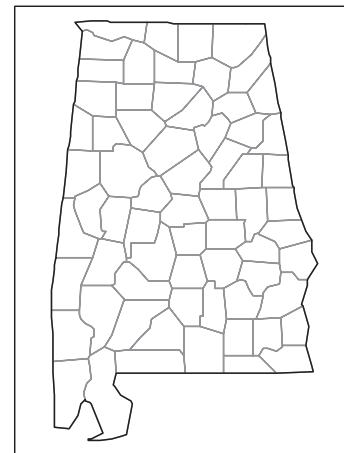
Farms by Size



Farms by Economic Size



2007 CENSUS OF AGRICULTURE



Alabama

Farms with White Operators Compared with All Farms

	White Operators ²	All Farms
Number of Farm Operators ¹	65,511	70,105
Number of Farms	45,719	48,753
Land in Farms	8,724,891 acres	9,033,537 acres
Average Size of Farm	191 acres	185 acres
Market Value of Products Sold	\$4,353,808,000	\$4,415,550,000
Crop Sales	\$663,909,000	\$676,987,000
Livestock Sales	\$3,689,899,000	\$3,738,563,000
Average Per Farm	\$95,230	\$90,570
Government Payments	\$122,008,000	\$124,692,000
Average Per Farm Receiving Payments	\$8,940	\$8,642

(D) Cannot be disclosed. See "Census of Agriculture, Volume 1, Geographic Area Series" for complete footnotes.

¹ Data were collected for a maximum of three operators per farm. ² Operators reporting selected race alone or in combination with other races.

Farms with White Operators

