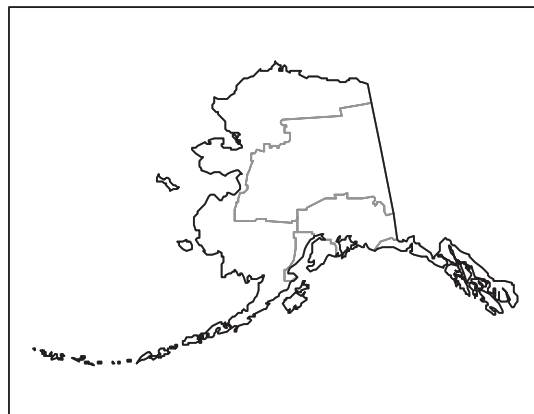


2007 CENSUS OF AGRICULTURE



Alaska

Farms with American Indian or Alaska Native Operators Compared with All Farms

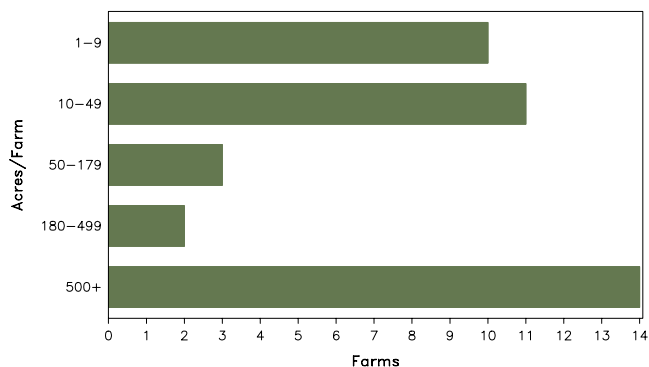
	American Indian or Alaska Native Operators ²	All Farms
Number of Farm Operators ¹	47	1,098
Number of Farms	40	686
Land in Farms	314,737 acres	881,585 acres
Average Size of Farm	7,868 acres	1,285 acres
Market Value of Products Sold	(D)	\$57,019,000
Crop Sales	(D)	\$24,749,000
Livestock Sales	\$2,216,000	\$32,271,000
Average Per Farm	(D)	\$83,118
Government Payments	(D)	\$1,645,000
Average Per Farm Receiving Payments	(D)	\$21,090

(D) Cannot be disclosed. See "Census of Agriculture, Volume 1, Geographic Area Series" for complete footnotes.

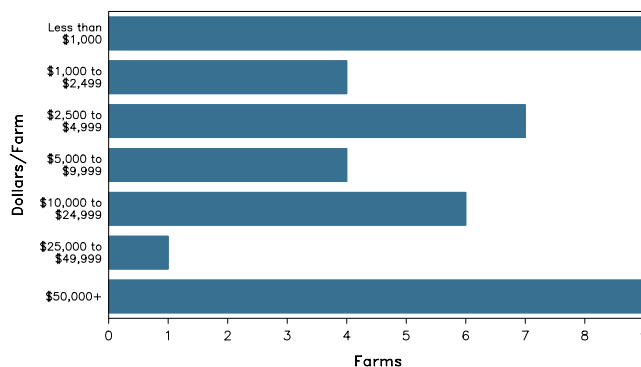
¹ Data were collected for a maximum of three operators per farm. ² Operators reporting selected race alone or in combination with other races.

Farms with American Indian or Alaska Native Operators

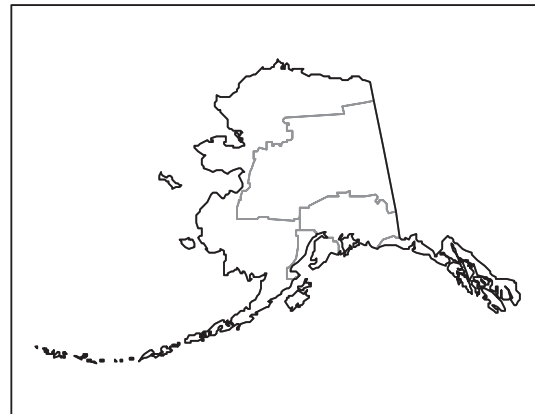
Farms by Size



Farms by Economic Size



2007 CENSUS OF AGRICULTURE



Alaska

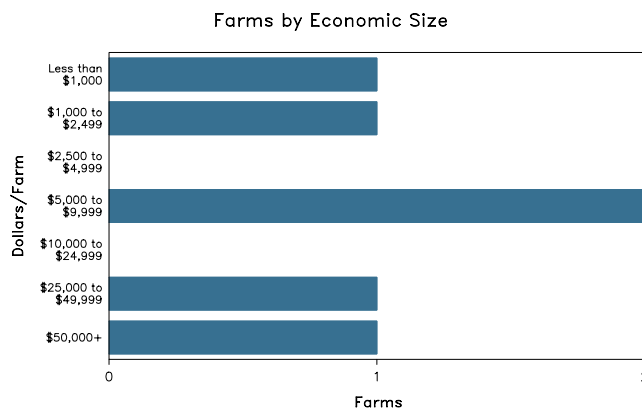
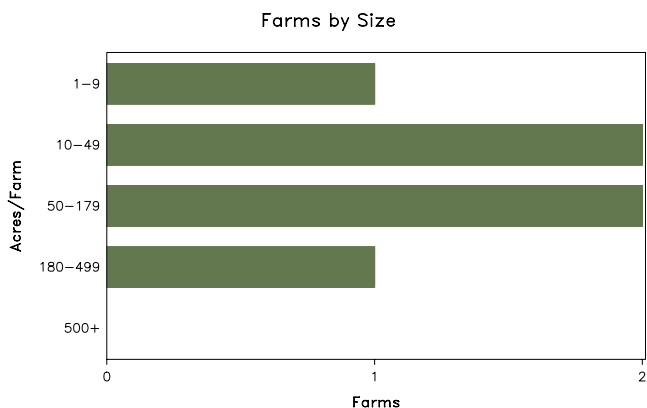
Farms with Asian Operators Compared with All Farms

	Asian Operators ²	All Farms
Number of Farm Operators ¹	8	1,098
Number of Farms	6	686
Land in Farms	482 acres	881,585 acres
Average Size of Farm	80 acres	1,285 acres
Market Value of Products Sold	\$95,000	\$57,019,000
Crop Sales	(D)	\$24,749,000
Livestock Sales	(D)	\$32,271,000
Average Per Farm	\$15,833	\$83,118
Government Payments	-	\$1,645,000
Average Per Farm Receiving Payments	-	\$21,090

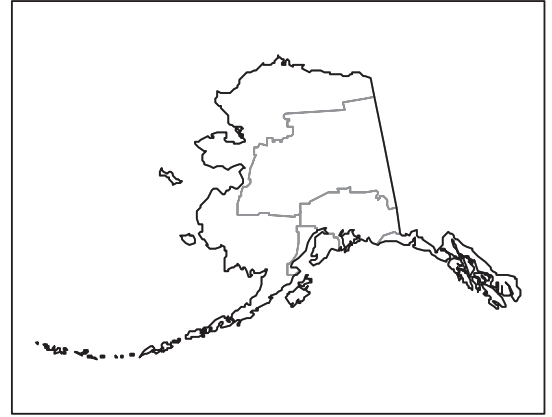
(D) Cannot be disclosed. See "Census of Agriculture, Volume 1, Geographic Area Series" for complete footnotes.

¹ Data were collected for a maximum of three operators per farm. ² Operators reporting selected race alone or in combination with other races.

Farms with Asian Operators



2007 CENSUS OF AGRICULTURE



Alaska

Farms with Black or African American Operators Compared with All Farms

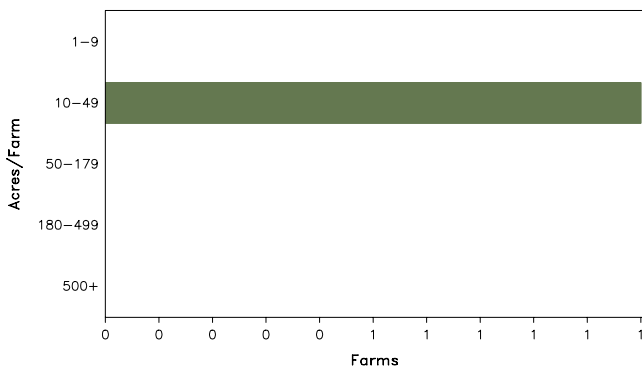
	Black or African American Operators ²	All Farms
Number of Farm Operators ¹	1	1,098
Number of Farms	1	686
Land in Farms	(D)	881,585 acres
Average Size of Farm	(D)	1,285 acres
Market Value of Products Sold	(D)	\$57,019,000
Crop Sales	(D)	\$24,749,000
Livestock Sales	(D)	\$32,271,000
Average Per Farm	(D)	\$83,118
Government Payments	-	\$1,645,000
Average Per Farm Receiving Payments	-	\$21,090

(D) Cannot be disclosed. See "Census of Agriculture, Volume 1, Geographic Area Series" for complete footnotes.

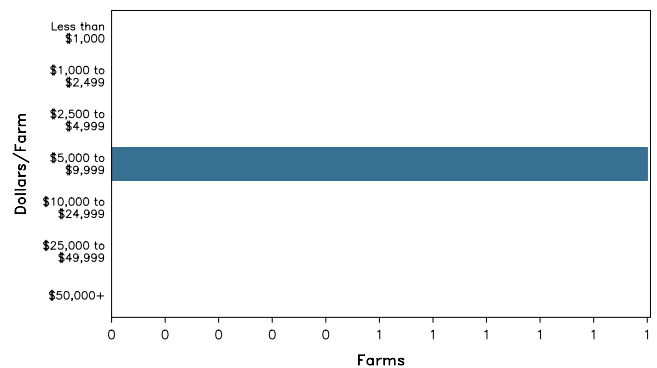
¹ Data were collected for a maximum of three operators per farm. ² Operators reporting selected race alone or in combination with other races.

Farms with Black or African American Operators

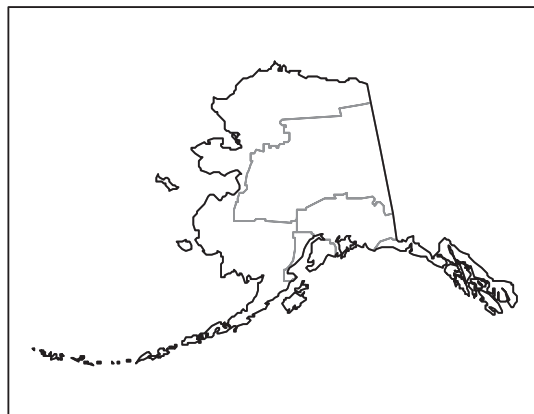
Farms by Size



Farms by Economic Size



2007 CENSUS OF AGRICULTURE



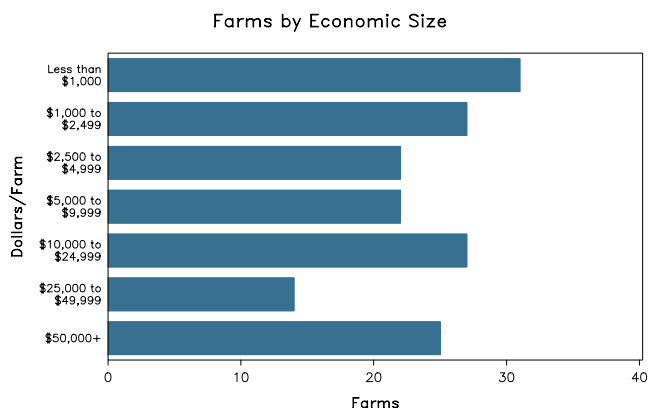
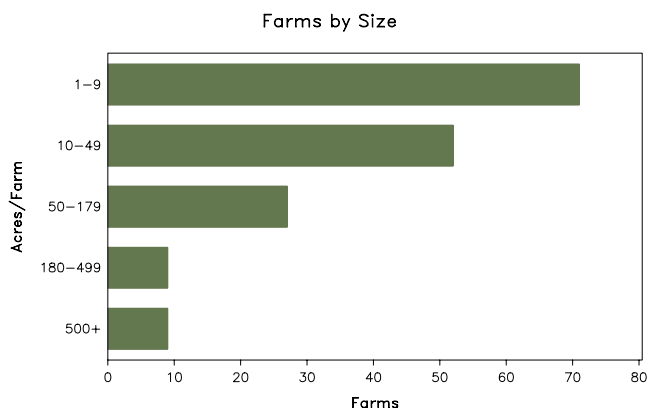
Alaska

Farms with Women Principal Operators Compared with All Farms

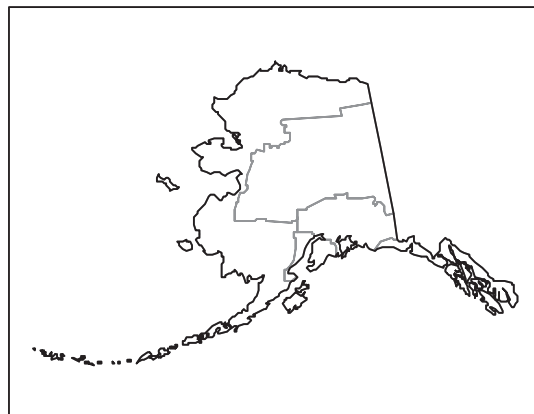
	Women Principal Operators	All Farms
Number of Farms	168	686
Land in Farms	(D)	881,585 acres
Average Size of Farm	(D)	1,285 acres
Market Value of Products Sold	(D)	\$57,019,000
Crop Sales	\$4,251,000	\$24,749,000
Livestock Sales	(D)	\$32,271,000
Average Per Farm	(D)	\$83,118
Government Payments	(D)	\$1,645,000
Average Per Farm Receiving Payments	(D)	\$21,090

(D) Cannot be disclosed. See "Census of Agriculture, Volume 1, Geographic Area Series" for complete footnotes.

Farms with Women Principal Operators



2007 CENSUS OF AGRICULTURE



Alaska

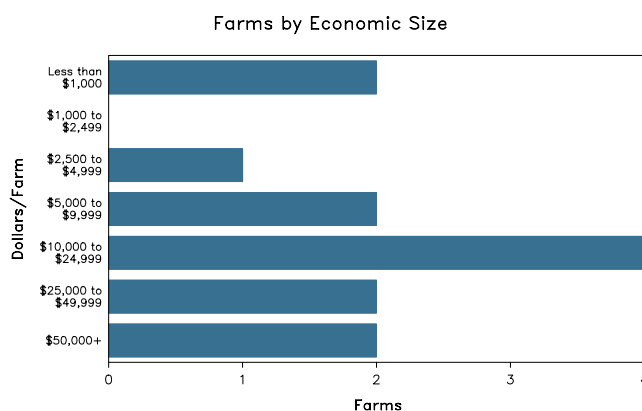
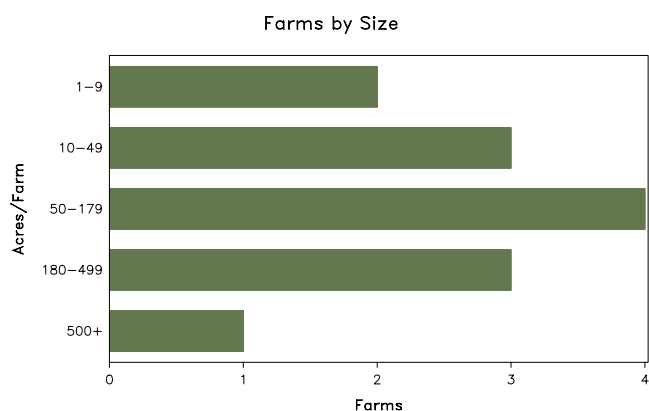
Farms with Spanish, Hispanic, or Latino Operators Compared with All Farms

	Spanish, Hispanic, or Latino Operators	All Farms
Number of Farm Operators ¹	13	1,098
Number of Farms	13	686
Land in Farms	3,412 acres	881,585 acres
Average Size of Farm	262 acres	1,285 acres
Market Value of Products Sold	(D)	\$57,019,000
Crop Sales	\$310,000	\$24,749,000
Livestock Sales	(D)	\$32,271,000
Average Per Farm	(D)	\$83,118
Government Payments	(D)	\$1,645,000
Average Per Farm Receiving Payments	(D)	\$21,090

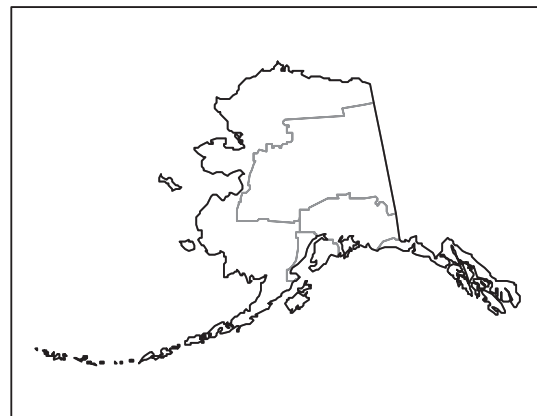
(D) Cannot be disclosed. See "Census of Agriculture, Volume 1, Geographic Area Series" for complete footnotes.

¹ Data were collected for a maximum of three operators per farm.

Farms with Spanish, Hispanic, or Latino Operators



2007 CENSUS OF AGRICULTURE



Alaska

Farms with Native Hawaiian or Other Pacific Islander Operators Compared with All Farms

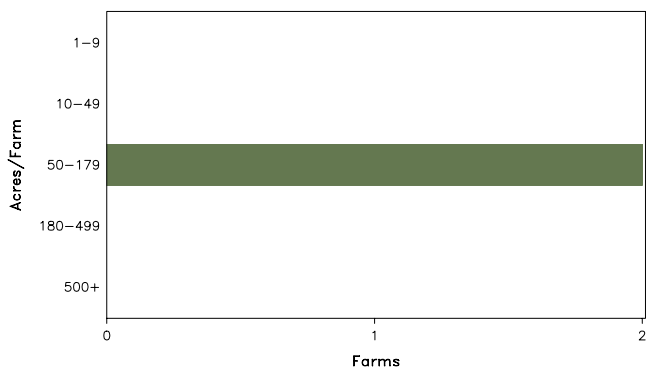
	Native Hawaiian or Other Pacific Islander Operators ²	All Farms
Number of Farm Operators ¹	2	1,098
Number of Farms	2	686
Land in Farms	(D)	881,585 acres
Average Size of Farm	(D)	1,285 acres
Market Value of Products Sold	(D)	\$57,019,000
Crop Sales	(D)	\$24,749,000
Livestock Sales	(D)	\$32,271,000
Average Per Farm	(D)	\$83,118
Government Payments	(D)	\$1,645,000
Average Per Farm Receiving Payments	(D)	\$21,090

(D) Cannot be disclosed. See "Census of Agriculture, Volume 1, Geographic Area Series" for complete footnotes.

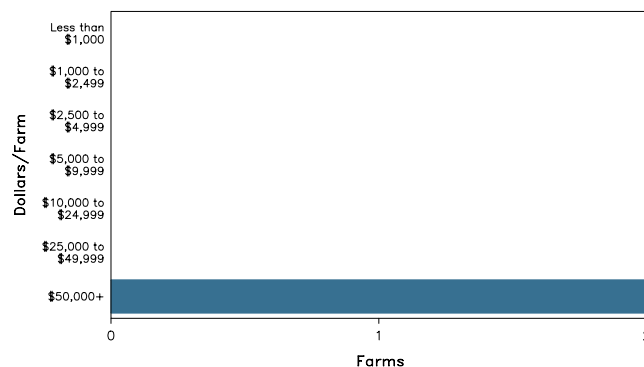
¹ Data were collected for a maximum of three operators per farm. ² Operators reporting selected race alone or in combination with other races.

Farms with Native Hawaiian or Other Pacific Islander Operators

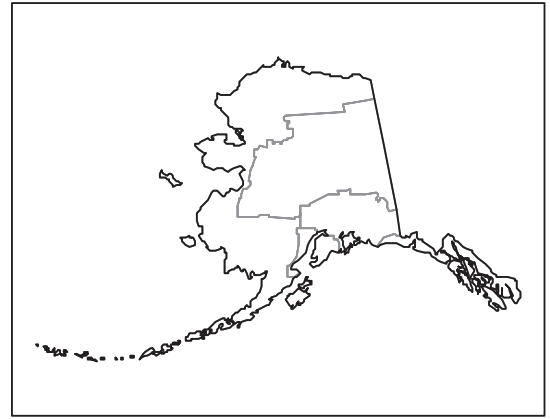
Farms by Size



Farms by Economic Size



2007 CENSUS OF AGRICULTURE



Alaska

Farms with White Operators Compared with All Farms

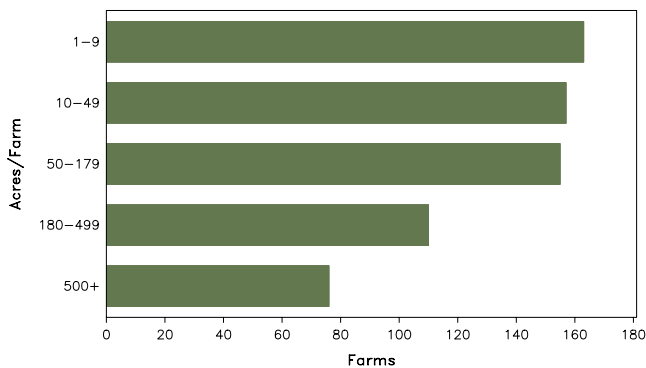
	White Operators ²	All Farms
Number of Farm Operators ¹	1,049	1,098
Number of Farms	661	686
Land in Farms	567,479 acres	881,585 acres
Average Size of Farm	859 acres	1,285 acres
Market Value of Products Sold	\$54,950,000	\$57,019,000
Crop Sales	\$24,728,000	\$24,749,000
Livestock Sales	\$30,222,000	\$32,271,000
Average Per Farm	\$83,132	\$83,118
Government Payments	\$1,593,000	\$1,645,000
Average Per Farm Receiving Payments	\$20,688	\$21,090

(D) Cannot be disclosed. See "Census of Agriculture, Volume 1, Geographic Area Series" for complete footnotes.

¹ Data were collected for a maximum of three operators per farm. ² Operators reporting selected race alone or in combination with other races.

Farms with White Operators

Farms by Size



Farms by Economic Size

