

2007 CENSUS OF AGRICULTURE



Arkansas

Farms with American Indian or Alaska Native Operators Compared with All Farms

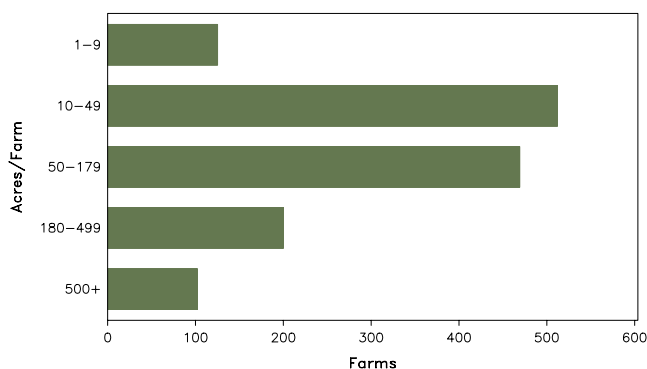
	American Indian or Alaska Native Operators ²	All Farms
Number of Farm Operators ¹	1,716	74,227
Number of Farms	1,408	49,346
Land in Farms	213,986 acres	13,872,862 acres
Average Size of Farm	152 acres	281 acres
Market Value of Products Sold	\$136,729,000	\$7,508,806,000
Crop Sales	\$20,273,000	\$2,900,973,000
Livestock Sales	\$116,455,000	\$4,607,833,000
Average Per Farm	\$97,109	\$152,166
Government Payments	\$2,219,000	\$269,448,000
Average Per Farm Receiving Payments	\$10,086	\$23,510

(D) ¹ Cannot be disclosed. See "Census of Agriculture, Volume 1, Geographic Area Series" for complete footnotes.

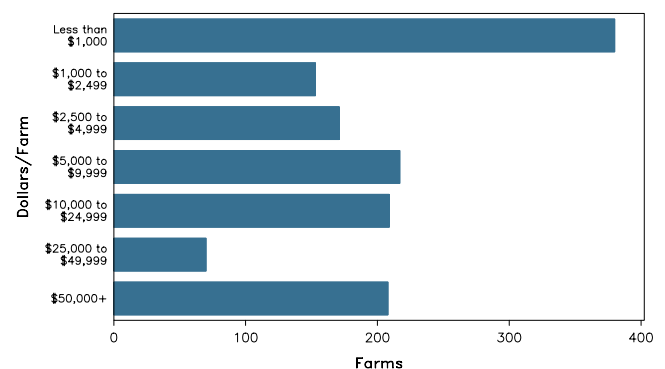
² Data were collected for a maximum of three operators per farm. ² Operators reporting selected race alone or in combination with other races.

Farms with American Indian or Alaska Native Operators

Farms by Size



Farms by Economic Size



2007 CENSUS OF AGRICULTURE



Arkansas

Farms with Asian Operators Compared with All Farms

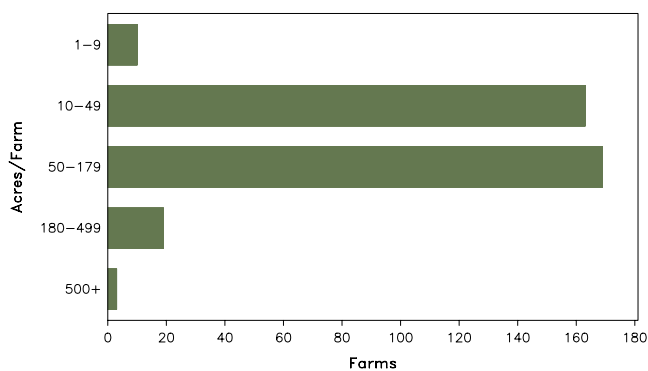
	Asian Operators ²	All Farms
Number of Farm Operators ¹	573	74,227
Number of Farms	364	49,346
Land in Farms	27,421 acres	13,872,862 acres
Average Size of Farm	75 acres	281 acres
Market Value of Products Sold	\$293,085,000	\$7,508,806,000
Crop Sales	\$1,005,000	\$2,900,973,000
Livestock Sales	\$292,081,000	\$4,607,833,000
Average Per Farm	\$805,179	\$152,166
Government Payments	\$277,000	\$269,448,000
Average Per Farm Receiving Payments	\$6,595	\$23,510

(D) Cannot be disclosed. See "Census of Agriculture, Volume 1, Geographic Area Series" for complete footnotes.

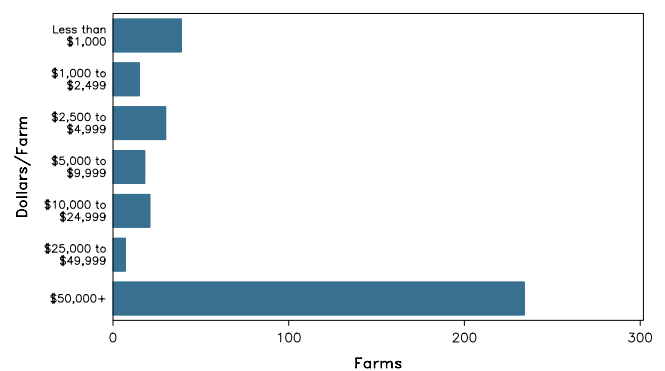
¹ Data were collected for a maximum of three operators per farm. ² Operators reporting selected race alone or in combination with other races.

Farms with Asian Operators

Farms by Size



Farms by Economic Size



2007 CENSUS OF AGRICULTURE



Arkansas

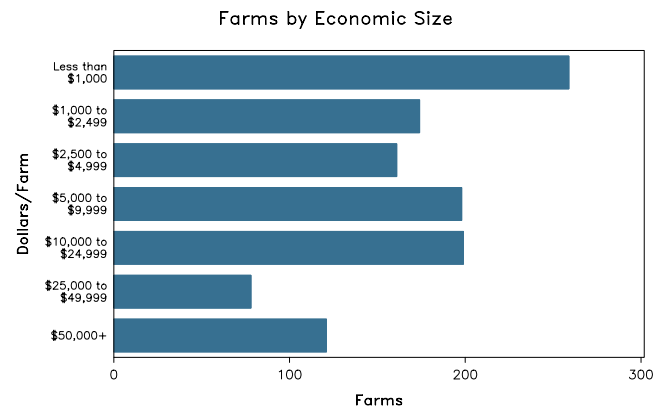
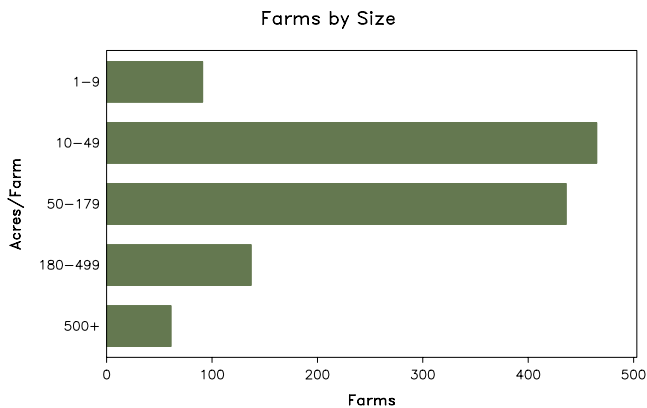
Farms with Black or African American Operators Compared with All Farms

	Black or African American Operators ²	All Farms
Number of Farm Operators ¹	1,464	74,227
Number of Farms	1,190	49,346
Land in Farms	180,869 acres	13,872,862 acres
Average Size of Farm	152 acres	281 acres
Market Value of Products Sold		
Crop Sales	\$46,494,000	\$7,508,806,000
Livestock Sales	\$30,463,000	\$2,900,973,000
Average Per Farm	\$16,031,000	\$4,607,833,000
	\$39,071	\$152,166
Government Payments		
Average Per Farm Receiving Payments	\$4,023,000	\$269,448,000
	\$8,014	\$23,510

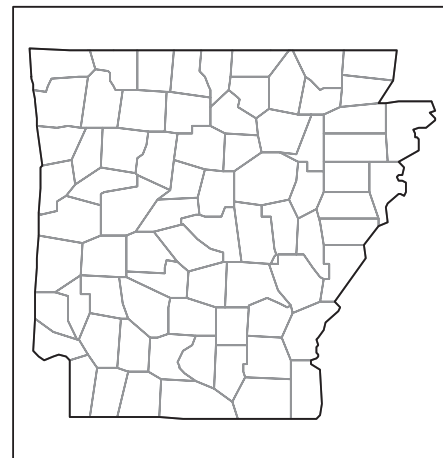
(D) Cannot be disclosed. See "Census of Agriculture, Volume 1, Geographic Area Series" for complete footnotes.

¹ Data were collected for a maximum of three operators per farm. ² Operators reporting selected race alone or in combination with other races.

Farms with Black or African American Operators



2007 CENSUS OF AGRICULTURE



Arkansas

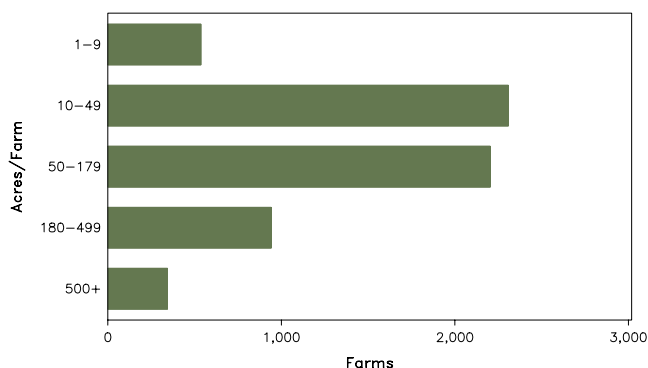
Farms with Women Principal Operators Compared with All Farms

	Women Principal Operators	All Farms
Number of Farms	6,331	49,346
Land in Farms	930,658 acres	13,872,862 acres
Average Size of Farm	147 acres	281 acres
Market Value of Products Sold	\$522,738,000	\$7,508,806,000
Crop Sales	\$83,831,000	\$2,900,973,000
Livestock Sales	\$438,907,000	\$4,607,833,000
Average Per Farm	\$82,568	\$152,166
Government Payments	\$10,296,000	\$269,448,000
Average Per Farm Receiving Payments	\$8,488	\$23,510

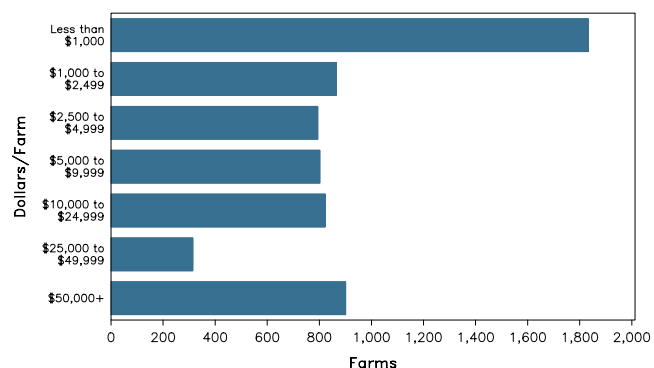
(D) Cannot be disclosed. See "Census of Agriculture, Volume 1, Geographic Area Series" for complete footnotes.

Farms with Women Principal Operators

Farms by Size



Farms by Economic Size



2007 CENSUS OF AGRICULTURE



Arkansas

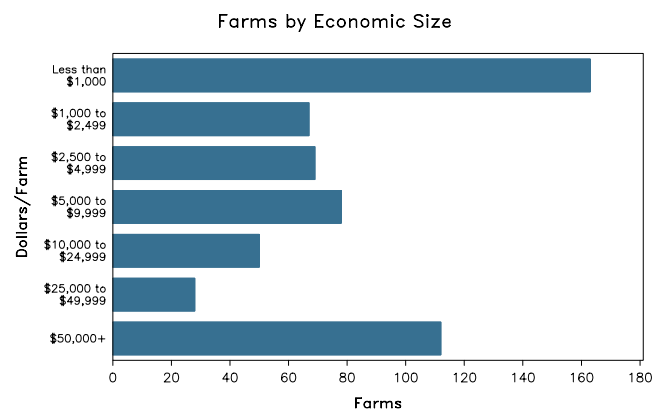
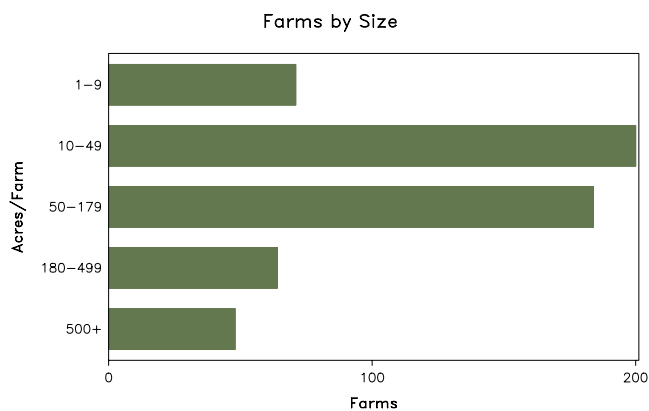
Farms with Spanish, Hispanic, or Latino Operators Compared with All Farms

	Spanish, Hispanic, or Latino Operators	All Farms
Number of Farm Operators ¹	651	74,227
Number of Farms	567	49,346
Land in Farms	120,255 acres	13,872,862 acres
Average Size of Farm	212 acres	281 acres
Market Value of Products Sold	\$82,575,000	\$7,508,806,000
Crop Sales	\$23,279,000	\$2,900,973,000
Livestock Sales	\$59,296,000	\$4,607,833,000
Average Per Farm	\$145,635	\$152,166
Government Payments	\$1,693,000	\$269,448,000
Average Per Farm Receiving Payments	\$16,437	\$23,510

(D) Cannot be disclosed. See "Census of Agriculture, Volume 1, Geographic Area Series" for complete footnotes.

¹ Data were collected for a maximum of three operators per farm.

Farms with Spanish, Hispanic, or Latino Operators



2007 CENSUS OF AGRICULTURE



Arkansas

Farms with Native Hawaiian or Other Pacific Islander Operators Compared with All Farms

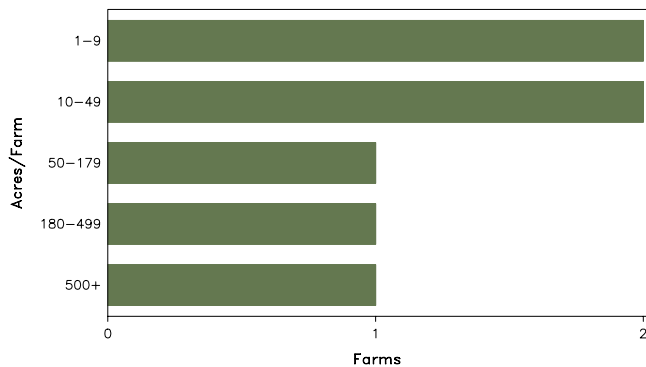
	Native Hawaiian or Other Pacific Islander Operators ²	All Farms
Number of Farm Operators ¹	8	74,227
Number of Farms	7	49,346
Land in Farms	(D)	13,872,862 acres
Average Size of Farm	(D)	281 acres
Market Value of Products Sold	(D)	\$7,508,806,000
Crop Sales	(D)	\$2,900,973,000
Livestock Sales	\$30,000	\$4,607,833,000
Average Per Farm	(D)	\$152,166
Government Payments	(D)	\$269,448,000
Average Per Farm Receiving Payments	(D)	\$23,510

(D) Cannot be disclosed. See "Census of Agriculture, Volume 1, Geographic Area Series" for complete footnotes.

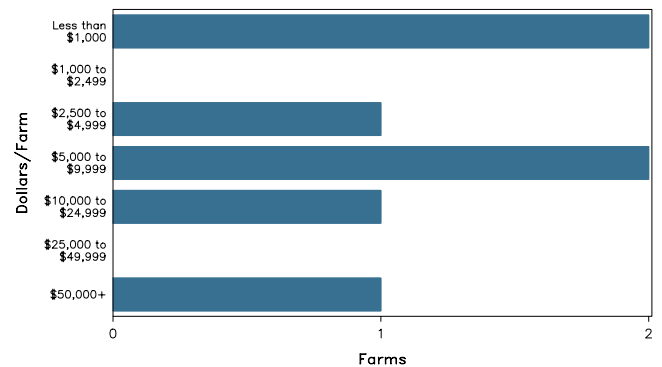
¹ Data were collected for a maximum of three operators per farm. ² Operators reporting selected race alone or in combination with other races.

Farms with Native Hawaiian or Other Pacific Islander Operators

Farms by Size



Farms by Economic Size



2007 CENSUS OF AGRICULTURE



Arkansas

Farms with White Operators Compared with All Farms

	White Operators ²	All Farms
Number of Farm Operators ¹	71,354	74,227
Number of Farms	47,684	49,346
Land in Farms	13,660,174 acres	13,872,862 acres
Average Size of Farm	286 acres	281 acres
Market Value of Products Sold		
Crop Sales	\$7,174,014,000	\$7,508,806,000
Livestock Sales	\$2,872,635,000	\$2,900,973,000
Average Per Farm	\$4,301,379,000	\$4,607,833,000
	\$150,449	\$152,166
Government Payments	\$265,362,000	\$269,448,000
Average Per Farm Receiving Payments	\$24,249	\$23,510

(D) Cannot be disclosed. See "Census of Agriculture, Volume 1, Geographic Area Series" for complete footnotes.

¹ Data were collected for a maximum of three operators per farm. ² Operators reporting selected race alone or in combination with other races.

Farms with White Operators

