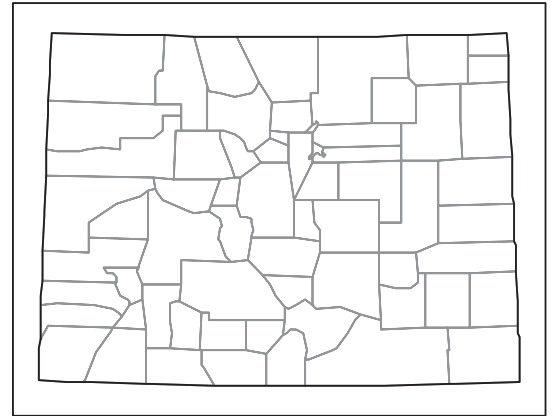


2007 CENSUS OF AGRICULTURE



Colorado

Farms with American Indian or Alaska Native Operators Compared with All Farms

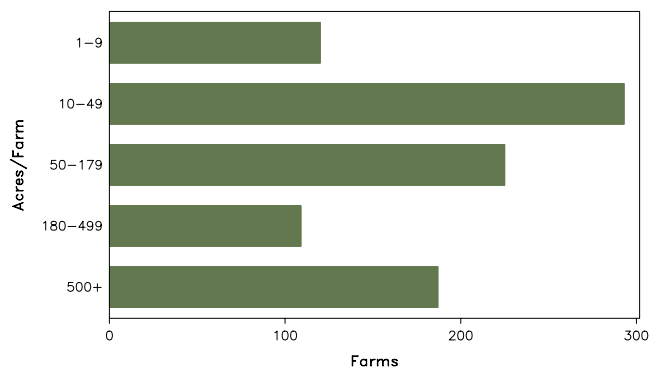
	American Indian or Alaska Native Operators ²	All Farms
Number of Farm Operators ¹	1,090	59,479
Number of Farms	934	37,054
Land in Farms	1,266,247 acres	31,604,911 acres
Average Size of Farm	1,356 acres	853 acres
Market Value of Products Sold	\$61,539,000	\$6,061,134,000
Crop Sales	\$24,377,000	\$1,981,399,000
Livestock Sales	\$37,163,000	\$4,079,735,000
Average Per Farm	\$65,888	\$163,576
Government Payments	\$2,239,000	\$155,980,000
Average Per Farm Receiving Payments	\$10,764	\$13,479

(D) Cannot be disclosed. See "Census of Agriculture, Volume 1, Geographic Area Series" for complete footnotes.

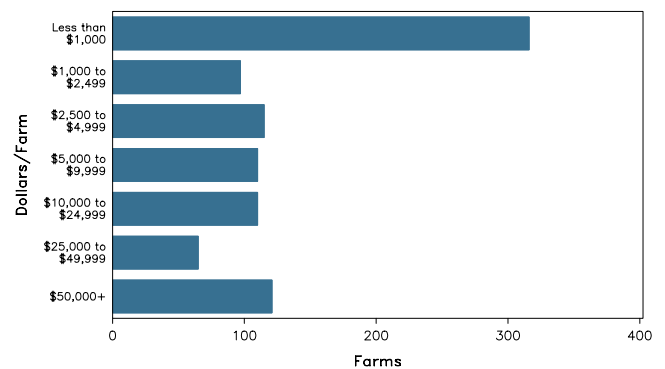
¹ Data were collected for a maximum of three operators per farm. ² Operators reporting selected race alone or in combination with other races.

Farms with American Indian or Alaska Native Operators

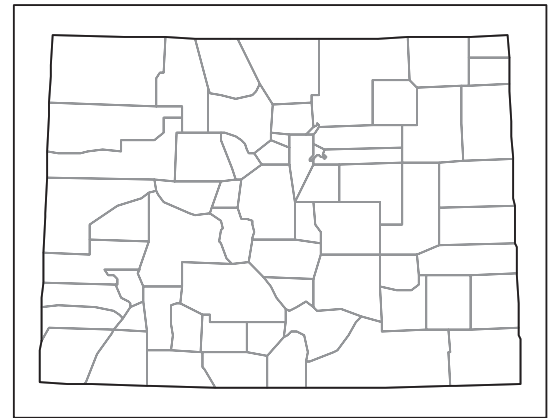
Farms by Size



Farms by Economic Size



2007 CENSUS OF AGRICULTURE



Colorado

Farms with Asian Operators Compared with All Farms

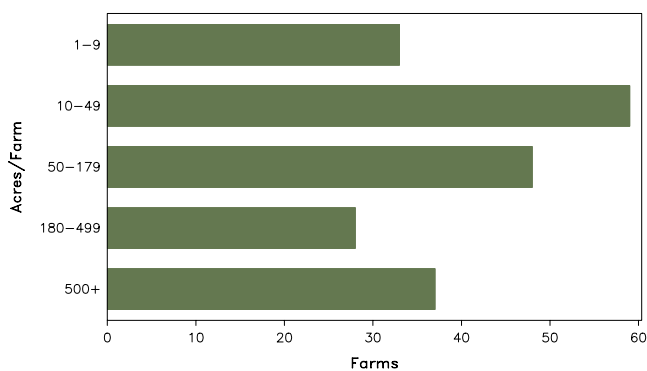
	Asian Operators ²	All Farms
Number of Farm Operators ¹	250	59,479
Number of Farms	205	37,054
Land in Farms	110,753 acres	31,604,911 acres
Average Size of Farm	540 acres	853 acres
Market Value of Products Sold	\$89,680,000	\$6,061,134,000
Crop Sales	\$57,603,000	\$1,981,399,000
Livestock Sales	\$32,076,000	\$4,079,735,000
Average Per Farm	\$437,463	\$163,576
Government Payments	\$774,000	\$155,980,000
Average Per Farm Receiving Payments	\$14,073	\$13,479

(D) ¹ Cannot be disclosed. See "Census of Agriculture, Volume 1, Geographic Area Series" for complete footnotes.

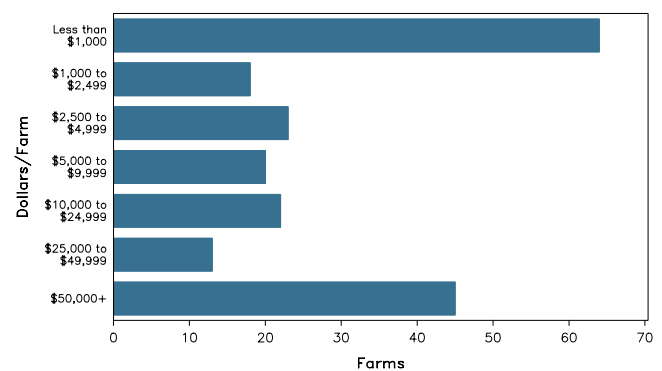
² Data were collected for a maximum of three operators per farm. ² Operators reporting selected race alone or in combination with other races.

Farms with Asian Operators

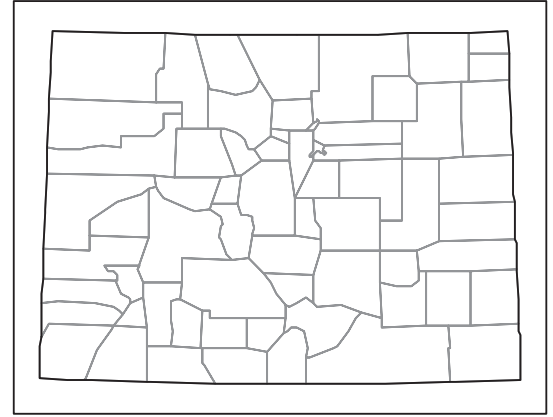
Farms by Size



Farms by Economic Size



2007 CENSUS OF AGRICULTURE



Colorado

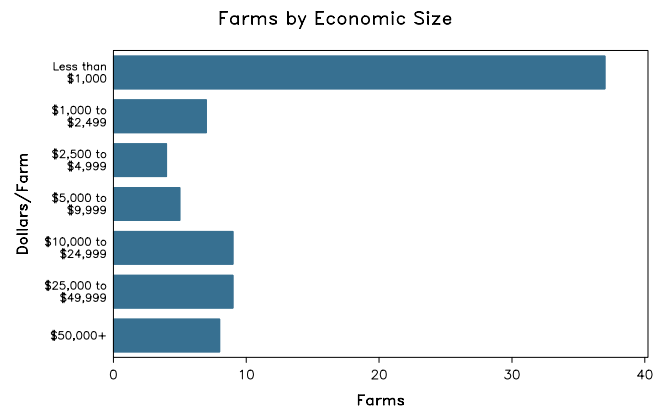
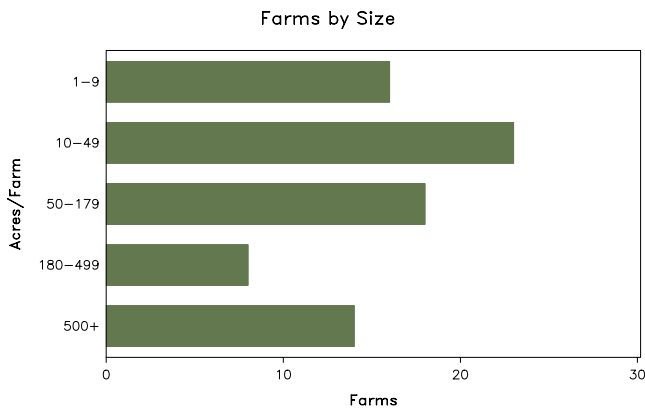
Farms with Black or African American Operators Compared with All Farms

	Black or African American Operators ²	All Farms
Number of Farm Operators ¹	94	59,479
Number of Farms	79	37,054
Land in Farms	25,713 acres	31,604,911 acres
Average Size of Farm	325 acres	853 acres
Market Value of Products Sold	\$2,191,000	\$6,061,134,000
Crop Sales	\$1,974,000	\$1,981,399,000
Livestock Sales	\$217,000	\$4,079,735,000
Average Per Farm	\$27,734	\$163,576
Government Payments	\$118,000	\$155,980,000
Average Per Farm Receiving Payments	\$4,720	\$13,479

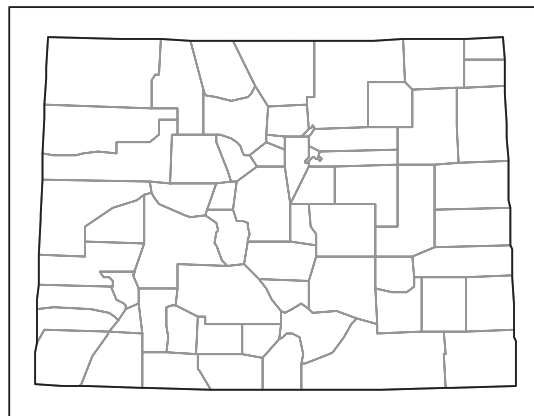
(D) Cannot be disclosed. See "Census of Agriculture, Volume 1, Geographic Area Series" for complete footnotes.

¹ Data were collected for a maximum of three operators per farm. ² Operators reporting selected race alone or in combination with other races.

Farms with Black or African American Operators



2007 CENSUS OF AGRICULTURE



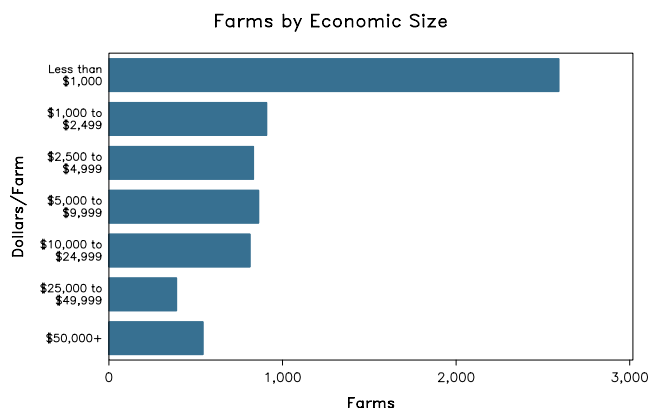
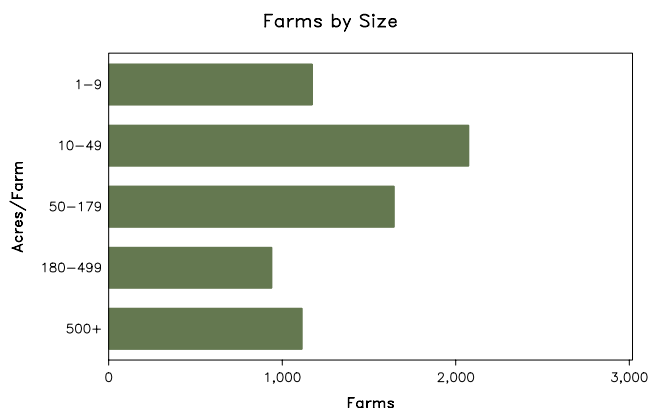
Colorado

Farms with Women Principal Operators Compared with All Farms

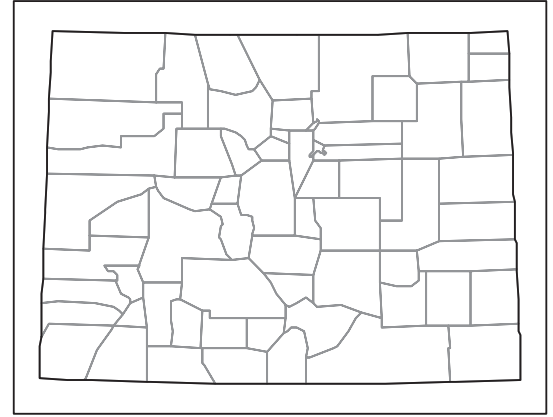
	Women Principal Operators	All Farms
Number of Farms	6,942	37,054
Land in Farms	3,158,274 acres	31,604,911 acres
Average Size of Farm	455 acres	853 acres
Market Value of Products Sold	\$405,623,000	\$6,061,134,000
Crop Sales	\$73,274,000	\$1,981,399,000
Livestock Sales	\$332,349,000	\$4,079,735,000
Average Per Farm	\$58,430	\$163,576
Government Payments	\$19,747,000	\$155,980,000
Average Per Farm Receiving Payments	\$10,686	\$13,479

(D) Cannot be disclosed. See "Census of Agriculture, Volume 1, Geographic Area Series" for complete footnotes.

Farms with Women Principal Operators



2007 CENSUS OF AGRICULTURE



Colorado

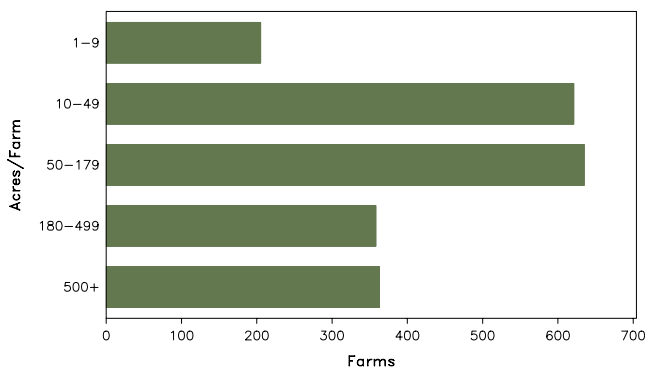
Farms with Spanish, Hispanic, or Latino Operators Compared with All Farms

	Spanish, Hispanic, or Latino Operators	All Farms
Number of Farm Operators ¹	2,610	59,479
Number of Farms	2,182	37,054
Land in Farms	1,004,784 acres	31,604,911 acres
Average Size of Farm	460 acres	853 acres
Market Value of Products Sold	\$524,042,000	\$6,061,134,000
Crop Sales	\$70,194,000	\$1,981,399,000
Livestock Sales	\$453,848,000	\$4,079,735,000
Average Per Farm	\$240,166	\$163,576
Government Payments	\$3,000,000	\$155,980,000
Average Per Farm Receiving Payments	\$6,397	\$13,479

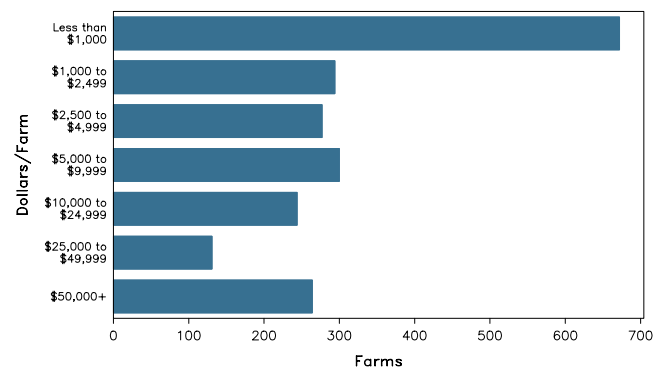
(D) Cannot be disclosed. See "Census of Agriculture, Volume 1, Geographic Area Series" for complete footnotes.
¹ Data were collected for a maximum of three operators per farm.

Farms with Spanish, Hispanic, or Latino Operators

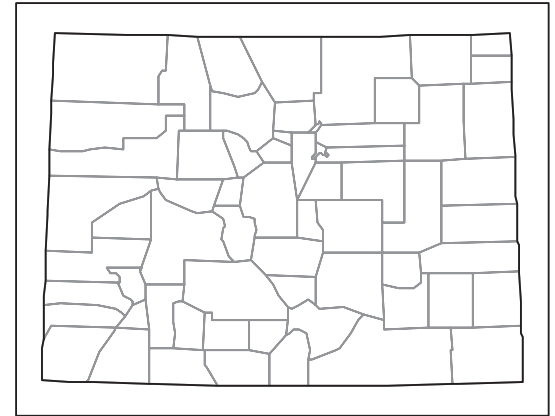
Farms by Size



Farms by Economic Size



2007 CENSUS OF AGRICULTURE



Colorado

Farms with Native Hawaiian or Other Pacific Islander Operators Compared with All Farms

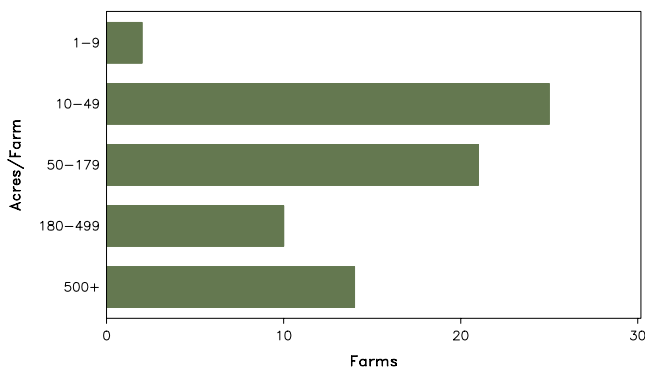
	Native Hawaiian or Other Pacific Islander Operators ²	All Farms
Number of Farm Operators ¹	82	59,479
Number of Farms	72	37,054
Land in Farms	50,085 acres	31,604,911 acres
Average Size of Farm	696 acres	853 acres
Market Value of Products Sold	\$9,413,000	\$6,061,134,000
Crop Sales	\$8,702,000	\$1,981,399,000
Livestock Sales	\$711,000	\$4,079,735,000
Average Per Farm	\$130,736	\$163,576
Government Payments	\$134,000	\$155,980,000
Average Per Farm Receiving Payments	\$5,360	\$13,479

(D) Cannot be disclosed. See "Census of Agriculture, Volume 1, Geographic Area Series" for complete footnotes.

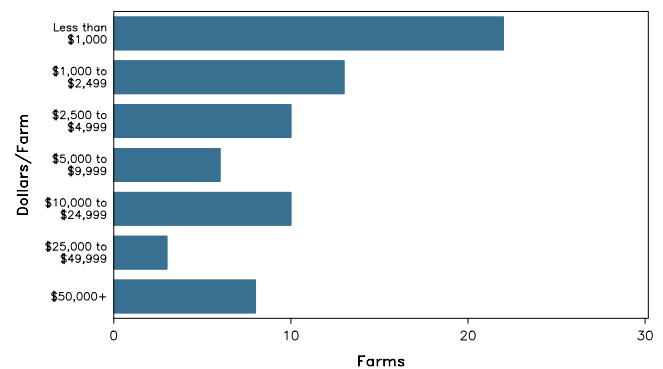
¹ Data were collected for a maximum of three operators per farm. ² Operators reporting selected race alone or in combination with other races.

Farms with Native Hawaiian or Other Pacific Islander Operators

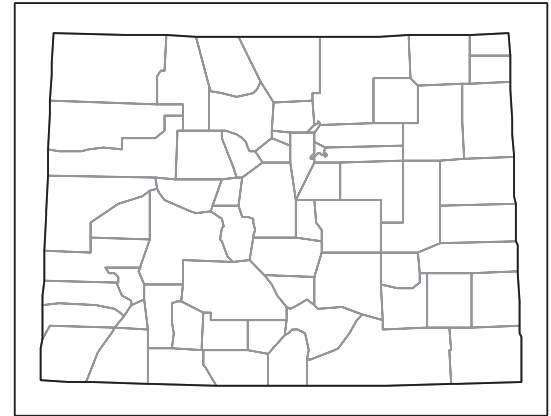
Farms by Size



Farms by Economic Size



2007 CENSUS OF AGRICULTURE



Colorado

Farms with White Operators Compared with All Farms

	White Operators ²	All Farms
Number of Farm Operators ¹	58,513	59,479
Number of Farms	36,677	37,054
Land in Farms	31,424,180 acres	31,604,911 acres
Average Size of Farm	857 acres	853 acres
Market Value of Products Sold	\$5,967,570,000	\$6,061,134,000
Crop Sales	\$1,918,082,000	\$1,981,399,000
Livestock Sales	\$4,049,487,000	\$4,079,735,000
Average Per Farm	\$162,706	\$163,576
Government Payments	\$154,765,000	\$155,980,000
Average Per Farm Receiving Payments	\$13,484	\$13,479

(D) Cannot be disclosed. See "Census of Agriculture, Volume 1, Geographic Area Series" for complete footnotes.

¹ Data were collected for a maximum of three operators per farm. ² Operators reporting selected race alone or in combination with other races.

Farms with White Operators

