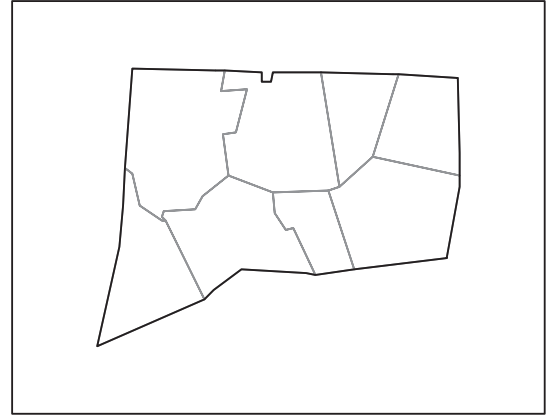


2007 CENSUS OF AGRICULTURE



Connecticut

Farms with American Indian or Alaska Native Operators Compared with All Farms

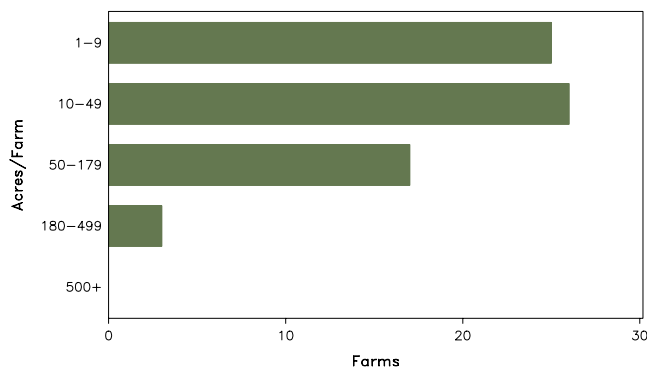
	American Indian or Alaska Native Operators ²	All Farms
Number of Farm Operators ¹	92	7,726
Number of Farms	71	4,916
Land in Farms	3,197 acres	405,616 acres
Average Size of Farm	45 acres	83 acres
Market Value of Products Sold	(D)	\$551,553,000
Crop Sales	(D)	\$401,372,000
Livestock Sales	(D)	\$150,181,000
Average Per Farm	(D)	\$112,195
Government Payments	\$7,000	\$4,122,000
Average Per Farm Receiving Payments	\$1,750	\$11,710

(D) Cannot be disclosed. See "Census of Agriculture, Volume 1, Geographic Area Series" for complete footnotes.

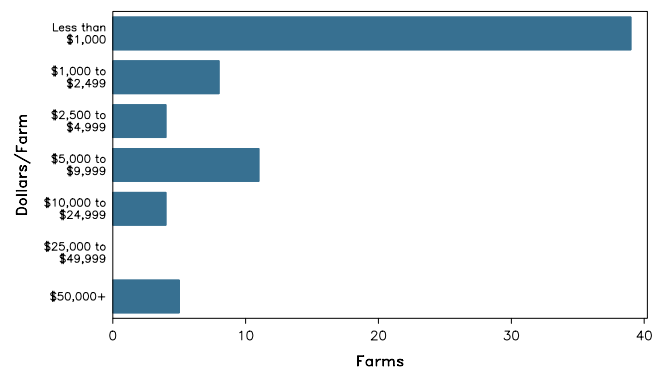
¹ Data were collected for a maximum of three operators per farm. ² Operators reporting selected race alone or in combination with other races.

Farms with American Indian or Alaska Native Operators

Farms by Size



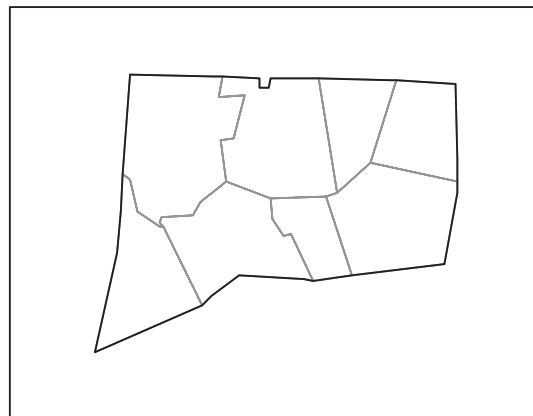
Farms by Economic Size



United States Department of Agriculture
National Agricultural Statistics Service

www.agcensus.usda.gov

2007 CENSUS OF AGRICULTURE



Connecticut

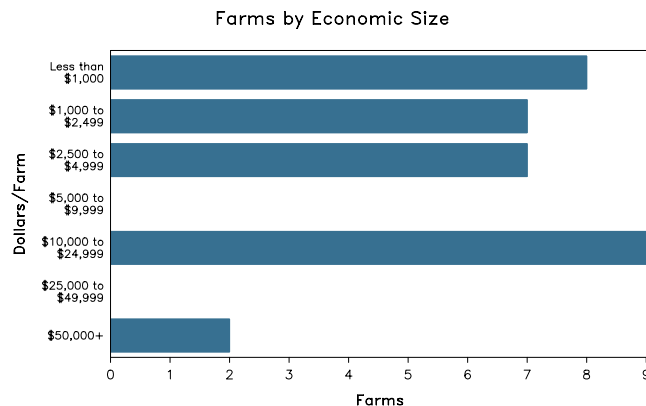
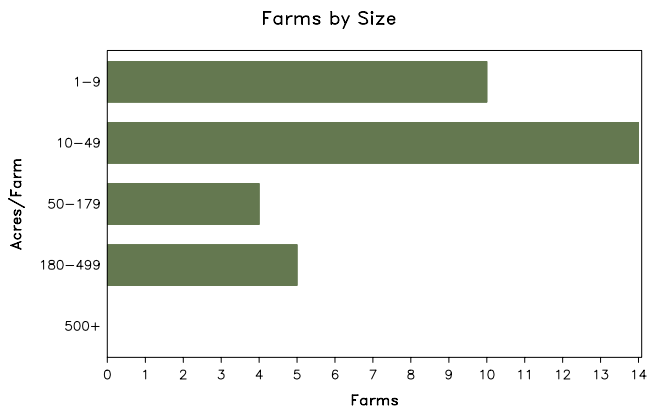
Farms with Asian Operators Compared with All Farms

	Asian Operators ²	All Farms
Number of Farm Operators ¹	36	7,726
Number of Farms	33	4,916
Land in Farms	1,766 acres	405,616 acres
Average Size of Farm	54 acres	83 acres
Market Value of Products Sold	(D)	\$551,553,000
Crop Sales	(D)	\$401,372,000
Livestock Sales	\$4,000	\$150,181,000
Average Per Farm	(D)	\$112,195
Government Payments	-	\$4,122,000
Average Per Farm Receiving Payments	-	\$11,710

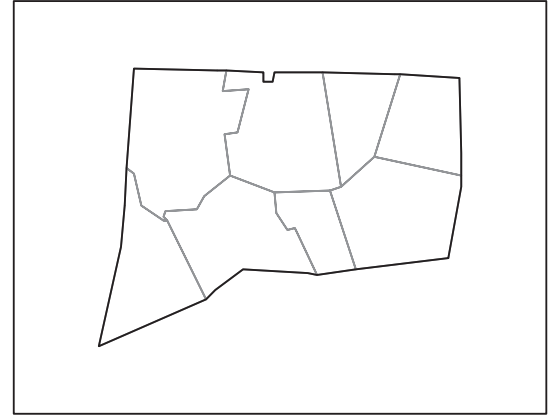
(D) Cannot be disclosed. See "Census of Agriculture, Volume 1, Geographic Area Series" for complete footnotes.

¹ Data were collected for a maximum of three operators per farm. ² Operators reporting selected race alone or in combination with other races.

Farms with Asian Operators



2007 CENSUS OF AGRICULTURE



Connecticut

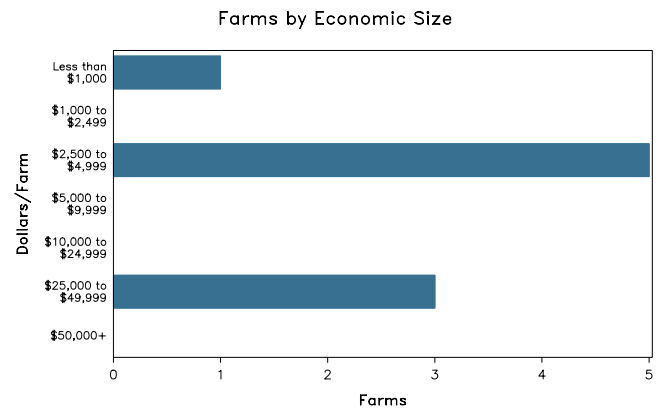
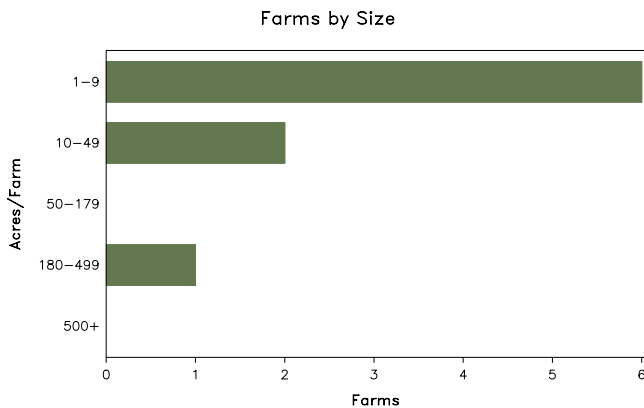
Farms with Black or African American Operators Compared with All Farms

	Black or African American Operators ²	All Farms
Number of Farm Operators ¹	12	7,726
Number of Farms	9	4,916
Land in Farms	(D)	405,616 acres
Average Size of Farm	(D)	83 acres
Market Value of Products Sold	\$90,000	\$551,553,000
Crop Sales	\$80,000	\$401,372,000
Livestock Sales	\$9,000	\$150,181,000
Average Per Farm	\$10,000	\$112,195
Government Payments	-	\$4,122,000
Average Per Farm Receiving Payments	-	\$11,710

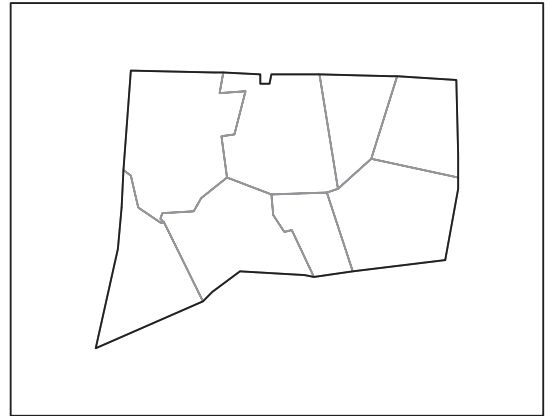
(D) Cannot be disclosed. See "Census of Agriculture, Volume 1, Geographic Area Series" for complete footnotes.

¹ Data were collected for a maximum of three operators per farm. ² Operators reporting selected race alone or in combination with other races.

Farms with Black or African American Operators



2007 CENSUS OF AGRICULTURE



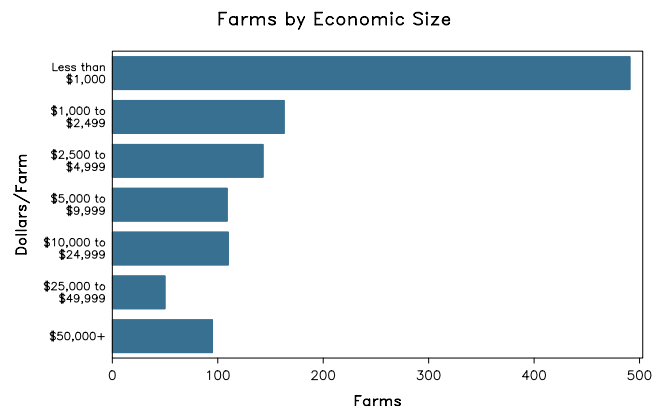
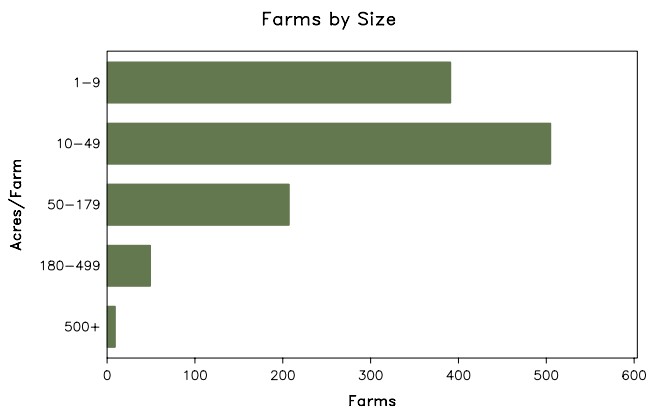
Connecticut

Farms with Women Principal Operators Compared with All Farms

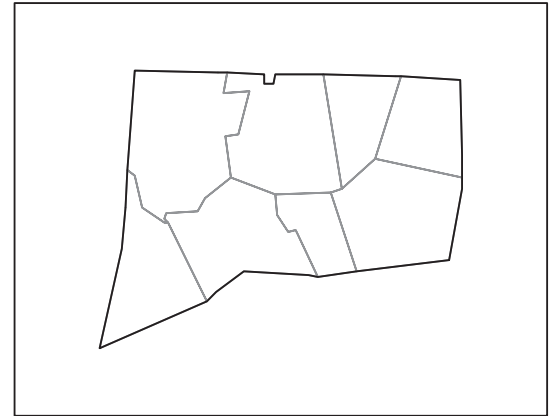
	Women Principal Operators	All Farms
Number of Farms	1,161	4,916
Land in Farms	57,929 acres	405,616 acres
Average Size of Farm	50 acres	83 acres
Market Value of Products Sold	\$36,658,000	\$551,553,000
Crop Sales	\$28,988,000	\$401,372,000
Livestock Sales	\$7,670,000	\$150,181,000
Average Per Farm	\$31,575	\$112,195
Government Payments	\$264,000	\$4,122,000
Average Per Farm Receiving Payments	\$8,800	\$11,710

(D) Cannot be disclosed. See "Census of Agriculture, Volume 1, Geographic Area Series" for complete footnotes.

Farms with Women Principal Operators



2007 CENSUS OF AGRICULTURE



Connecticut

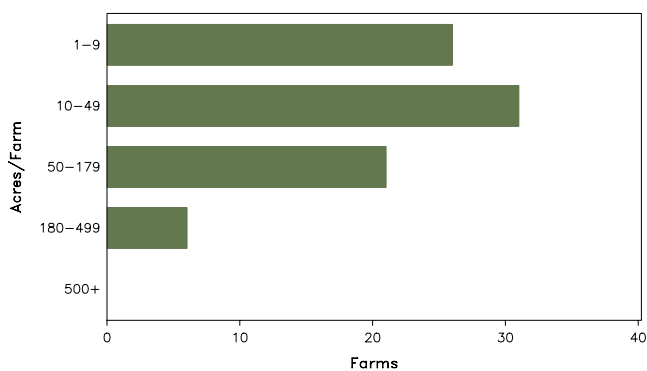
Farms with Spanish, Hispanic, or Latino Operators Compared with All Farms

	Spanish, Hispanic, or Latino Operators	All Farms
Number of Farm Operators ¹	100	7,726
Number of Farms	84	4,916
Land in Farms	4,080 acres	405,616 acres
Average Size of Farm	49 acres	83 acres
Market Value of Products Sold	\$1,261,000	\$551,553,000
Crop Sales	\$743,000	\$401,372,000
Livestock Sales	\$518,000	\$150,181,000
Average Per Farm	\$15,012	\$112,195
Government Payments	\$8,000	\$4,122,000
Average Per Farm Receiving Payments	\$2,000	\$11,710

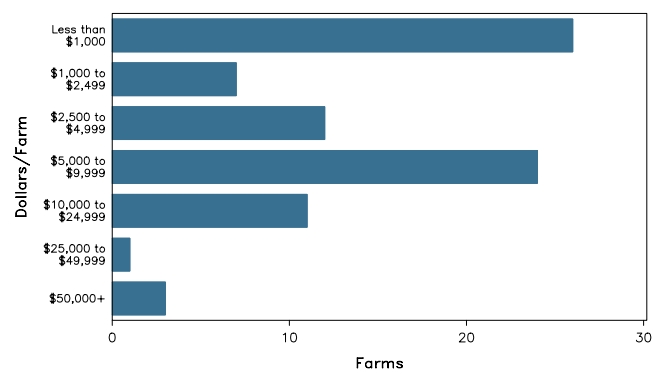
(D) Cannot be disclosed. See "Census of Agriculture, Volume 1, Geographic Area Series" for complete footnotes.
¹ Data were collected for a maximum of three operators per farm.

Farms with Spanish, Hispanic, or Latino Operators

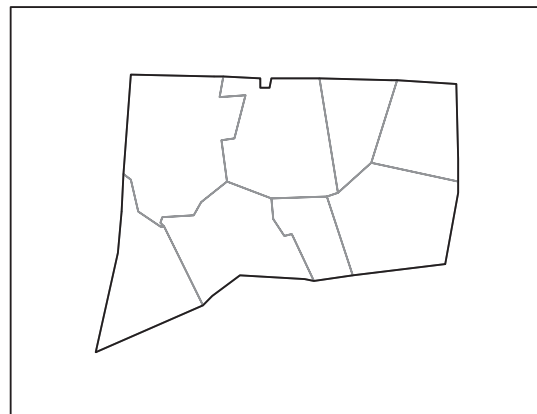
Farms by Size



Farms by Economic Size



2007 CENSUS OF AGRICULTURE



Connecticut

Farms with Native Hawaiian or Other Pacific Islander Operators Compared with All Farms

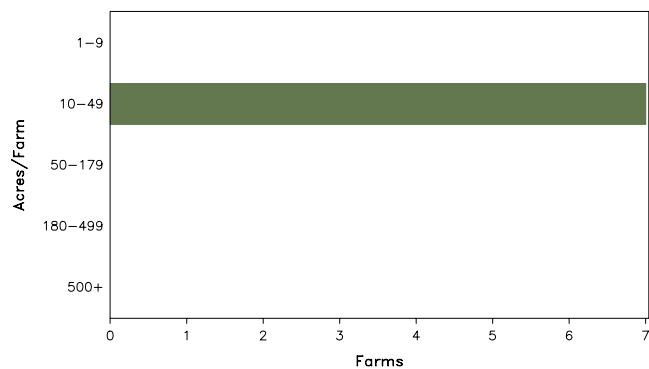
	Native Hawaiian or Other Pacific Islander Operators ²	All Farms
Number of Farm Operators ¹	7	7,726
Number of Farms	7	4,916
Land in Farms	(D)	405,616 acres
Average Size of Farm	(D)	83 acres
Market Value of Products Sold	\$83,000	\$551,553,000
Crop Sales	-	\$401,372,000
Livestock Sales	\$83,000	\$150,181,000
Average Per Farm	\$11,857	\$112,195
Government Payments	-	\$4,122,000
Average Per Farm Receiving Payments	-	\$11,710

(D) Cannot be disclosed. See "Census of Agriculture, Volume 1, Geographic Area Series" for complete footnotes.

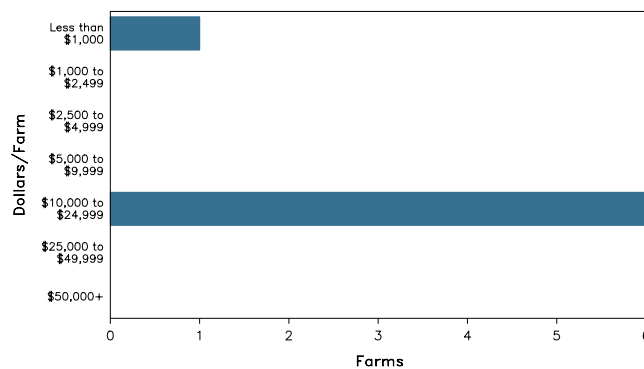
¹ Data were collected for a maximum of three operators per farm. ² Operators reporting selected race alone or in combination with other races.

Farms with Native Hawaiian or Other Pacific Islander Operators

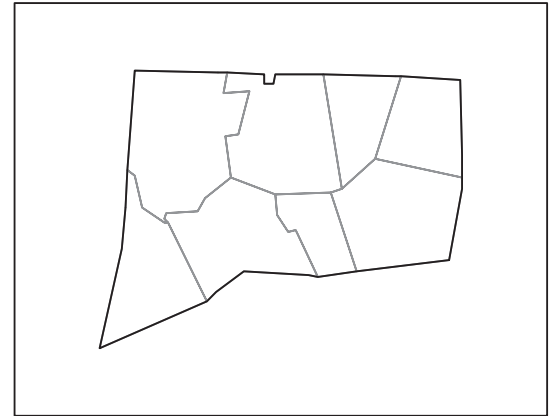
Farms by Size



Farms by Economic Size



2007 CENSUS OF AGRICULTURE



Connecticut

Farms with White Operators Compared with All Farms

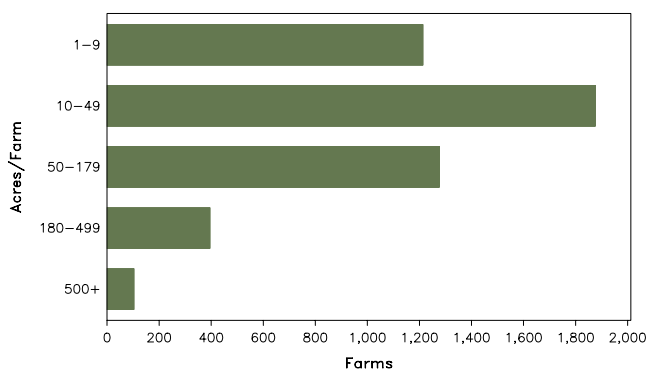
	White Operators ²	All Farms
Number of Farm Operators ¹	7,618	7,726
Number of Farms	4,862	4,916
Land in Farms	402,976 acres	405,616 acres
Average Size of Farm	83 acres	83 acres
Market Value of Products Sold	\$551,243,000	\$551,553,000
Crop Sales	\$401,153,000	\$401,372,000
Livestock Sales	\$150,090,000	\$150,181,000
Average Per Farm	\$113,378	\$112,195
Government Payments	\$4,122,000	\$4,122,000
Average Per Farm Receiving Payments	\$11,710	\$11,710

(D) Cannot be disclosed. See "Census of Agriculture, Volume 1, Geographic Area Series" for complete footnotes.

¹ Data were collected for a maximum of three operators per farm. ² Operators reporting selected race alone or in combination with other races.

Farms with White Operators

Farms by Size



Farms by Economic Size

