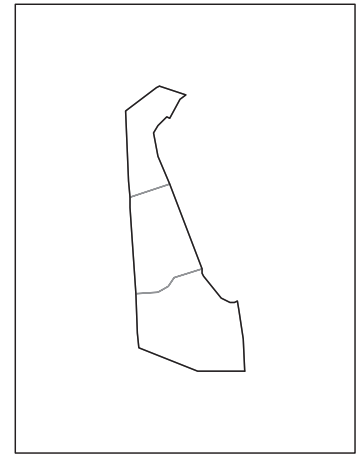


2007 CENSUS OF AGRICULTURE



Delaware

Farms with American Indian or Alaska Native Operators Compared with All Farms

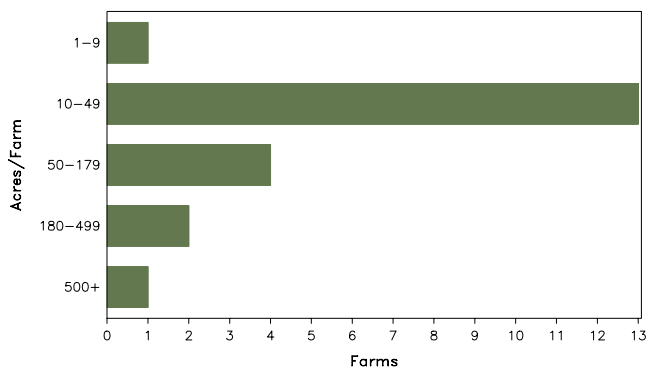
	American Indian or Alaska Native Operators ²	All Farms
Number of Farm Operators ¹	27	3,859
Number of Farms	21	2,546
Land in Farms	2,147 acres	510,253 acres
Average Size of Farm	102 acres	200 acres
Market Value of Products Sold	\$13,518,000	\$1,083,035,000
Crop Sales	\$326,000	\$210,635,000
Livestock Sales	\$13,192,000	\$872,400,000
Average Per Farm	\$643,714	\$425,387
Government Payments	\$35,000	\$8,896,000
Average Per Farm Receiving Payments	\$5,000	\$9,364

(D) Cannot be disclosed. See "Census of Agriculture, Volume 1, Geographic Area Series" for complete footnotes.

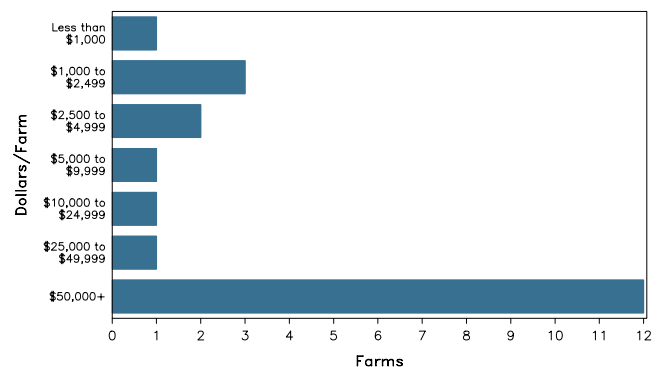
¹ Data were collected for a maximum of three operators per farm. ² Operators reporting selected race alone or in combination with other races.

Farms with American Indian or Alaska Native Operators

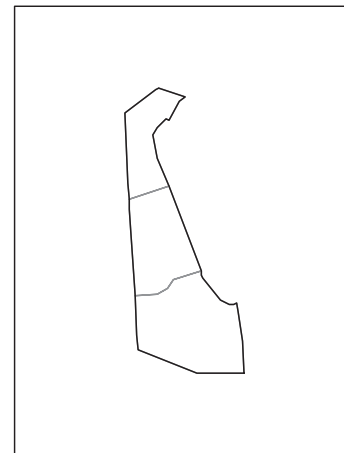
Farms by Size



Farms by Economic Size



2007 CENSUS OF AGRICULTURE



Delaware

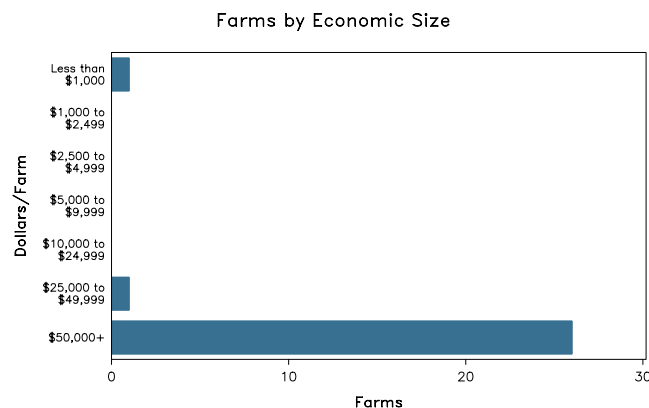
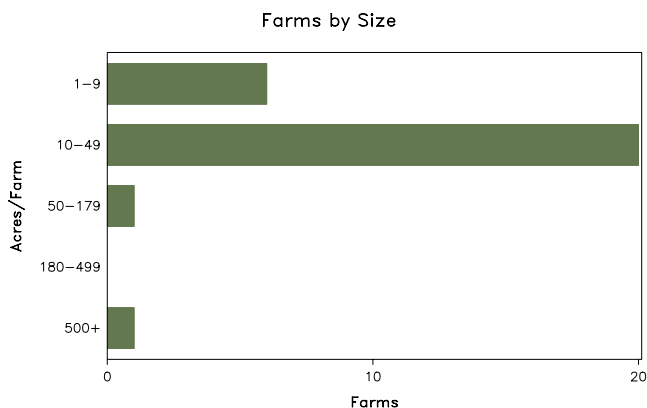
Farms with Asian Operators Compared with All Farms

	Asian Operators ²	All Farms
Number of Farm Operators ¹	36	3,859
Number of Farms	28	2,546
Land in Farms	1,237 acres	510,253 acres
Average Size of Farm	44 acres	200 acres
Market Value of Products Sold	(D)	\$1,083,035,000
Crop Sales	(D)	\$210,635,000
Livestock Sales	\$37,908,000	\$872,400,000
Average Per Farm	(D)	\$425,387
Government Payments	(D)	\$8,896,000
Average Per Farm Receiving Payments	(D)	\$9,364

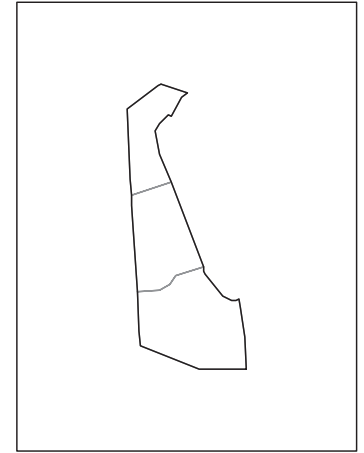
(D) Cannot be disclosed. See "Census of Agriculture, Volume 1, Geographic Area Series" for complete footnotes.

¹ Data were collected for a maximum of three operators per farm. ² Operators reporting selected race alone or in combination with other races.

Farms with Asian Operators



2007 CENSUS OF AGRICULTURE



Delaware

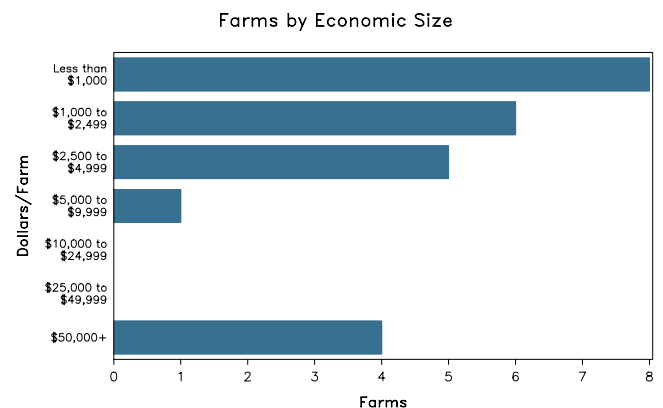
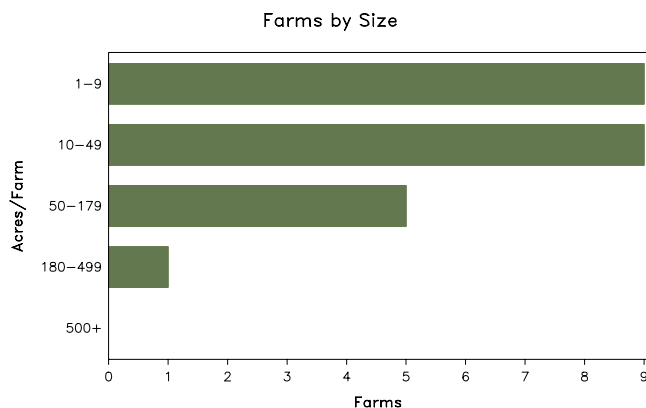
Farms with Black or African American Operators Compared with All Farms

	Black or African American Operators ²	All Farms
Number of Farm Operators ¹	28	3,859
Number of Farms	24	2,546
Land in Farms	898 acres	510,253 acres
Average Size of Farm	37 acres	200 acres
Market Value of Products Sold	(D)	\$1,083,035,000
Crop Sales	(D)	\$210,635,000
Livestock Sales	\$1,821,000	\$872,400,000
Average Per Farm	(D)	\$425,387
Government Payments	(D)	\$8,896,000
Average Per Farm Receiving Payments	(D)	\$9,364

(D) Cannot be disclosed. See "Census of Agriculture, Volume 1, Geographic Area Series" for complete footnotes.

¹ Data were collected for a maximum of three operators per farm. ² Operators reporting selected race alone or in combination with other races.

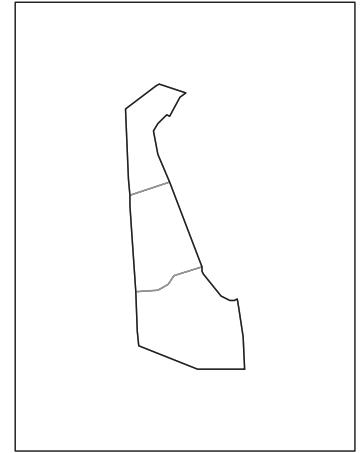
Farms with Black or African American Operators



United States Department of Agriculture
National Agricultural Statistics Service

www.agcensus.usda.gov

2007 CENSUS OF AGRICULTURE



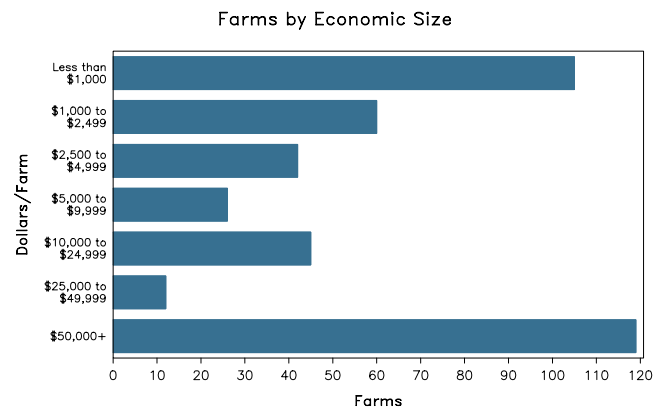
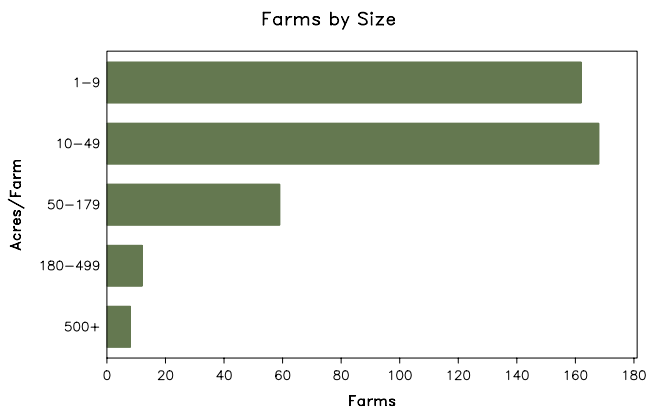
Delaware

Farms with Women Principal Operators Compared with All Farms

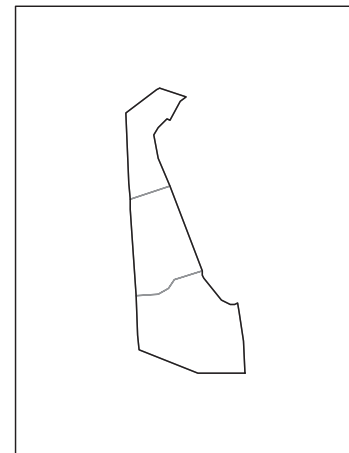
	Women Principal Operators	All Farms
Number of Farms	409	2,546
Land in Farms	(D)	510,253 acres
Average Size of Farm	(D)	200 acres
Market Value of Products Sold	\$100,917,000	\$1,083,035,000
Crop Sales	\$7,869,000	\$210,635,000
Livestock Sales	\$93,048,000	\$872,400,000
Average Per Farm	\$246,741	\$425,387
Government Payments	\$469,000	\$8,896,000
Average Per Farm Receiving Payments	\$6,253	\$9,364

(D) Cannot be disclosed. See "Census of Agriculture, Volume 1, Geographic Area Series" for complete footnotes.

Farms with Women Principal Operators



2007 CENSUS OF AGRICULTURE



Delaware

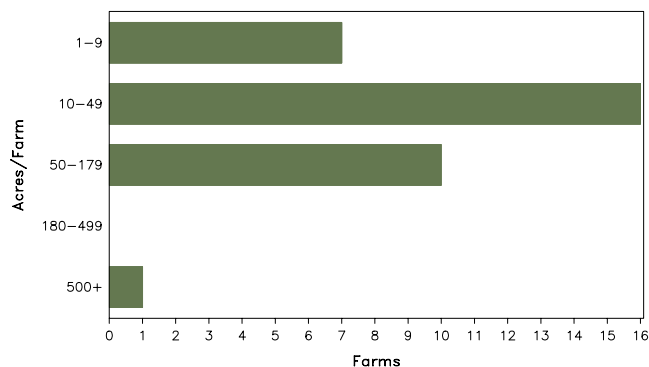
Farms with Spanish, Hispanic, or Latino Operators Compared with All Farms

	Spanish, Hispanic, or Latino Operators	All Farms
Number of Farm Operators ¹	35	3,859
Number of Farms	34	2,546
Land in Farms	1,643 acres	510,253 acres
Average Size of Farm	48 acres	200 acres
Market Value of Products Sold	\$10,673,000	\$1,083,035,000
Crop Sales	\$1,289,000	\$210,635,000
Livestock Sales	\$9,384,000	\$872,400,000
Average Per Farm	\$313,912	\$425,387
Government Payments	\$5,000	\$8,896,000
Average Per Farm Receiving Payments	\$833	\$9,364

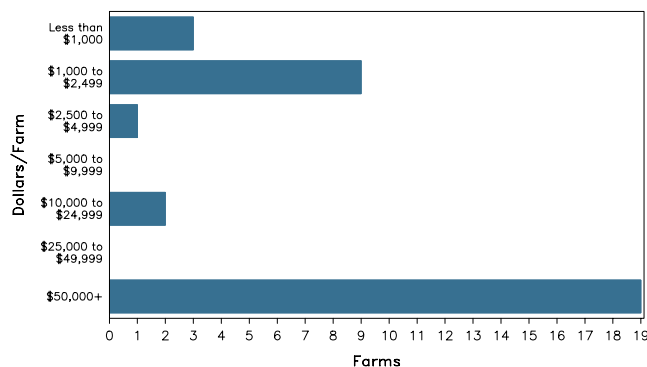
(D) Cannot be disclosed. See "Census of Agriculture, Volume 1, Geographic Area Series" for complete footnotes.
¹ Data were collected for a maximum of three operators per farm.

Farms with Spanish, Hispanic, or Latino Operators

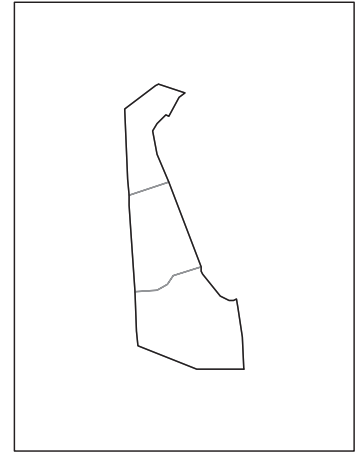
Farms by Size



Farms by Economic Size



2007 CENSUS OF AGRICULTURE



Delaware

Farms with Native Hawaiian or Other Pacific Islander Operators Compared with All Farms

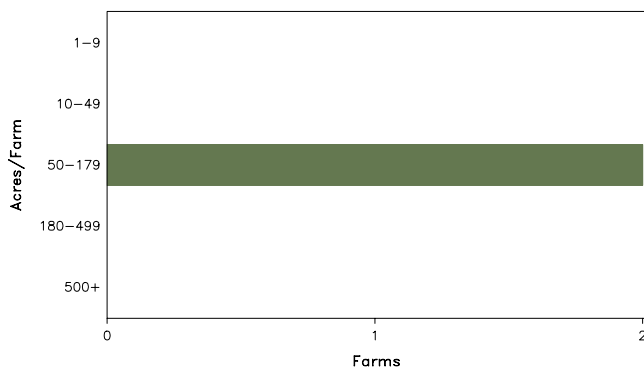
	Native Hawaiian or Other Pacific Islander Operators ²	All Farms
Number of Farm Operators ¹	2	3,859
Number of Farms	2	2,546
Land in Farms	(D)	510,253 acres
Average Size of Farm	(D)	200 acres
Market Value of Products Sold	(D)	\$1,083,035,000
Crop Sales	-	\$210,635,000
Livestock Sales	(D)	\$872,400,000
Average Per Farm	(D)	\$425,387
Government Payments	-	\$8,896,000
Average Per Farm Receiving Payments	-	\$9,364

(D) Cannot be disclosed. See "Census of Agriculture, Volume 1, Geographic Area Series" for complete footnotes.

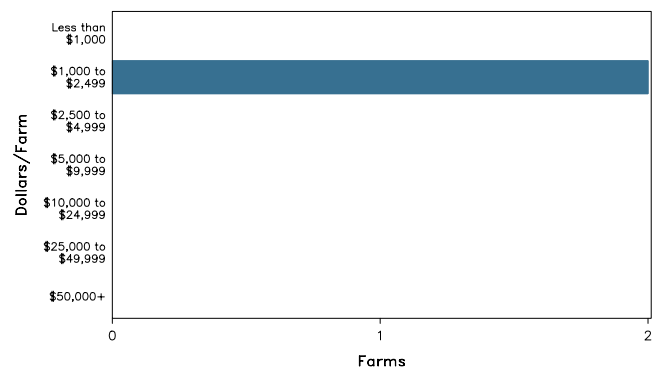
¹ Data were collected for a maximum of three operators per farm. ² Operators reporting selected race alone or in combination with other races.

Farms with Native Hawaiian or Other Pacific Islander Operators

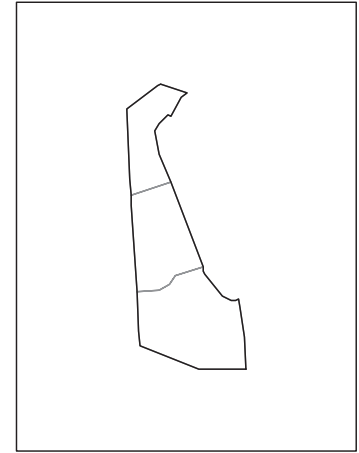
Farms by Size



Farms by Economic Size



2007 CENSUS OF AGRICULTURE



Delaware

Farms with White Operators Compared with All Farms

	White Operators ²	All Farms
Number of Farm Operators ¹	3,773	3,859
Number of Farms	2,493	2,546
Land in Farms	507,059 acres	510,253 acres
Average Size of Farm	203 acres	200 acres
Market Value of Products Sold	\$1,040,312,000	\$1,083,035,000
Crop Sales	\$209,630,000	\$210,635,000
Livestock Sales	\$830,682,000	\$872,400,000
Average Per Farm	\$417,293	\$425,387
Government Payments	\$8,829,000	\$8,896,000
Average Per Farm Receiving Payments	\$9,373	\$9,364

(D) Cannot be disclosed. See "Census of Agriculture, Volume 1, Geographic Area Series" for complete footnotes.

¹ Data were collected for a maximum of three operators per farm. ² Operators reporting selected race alone or in combination with other races.

Farms with White Operators

