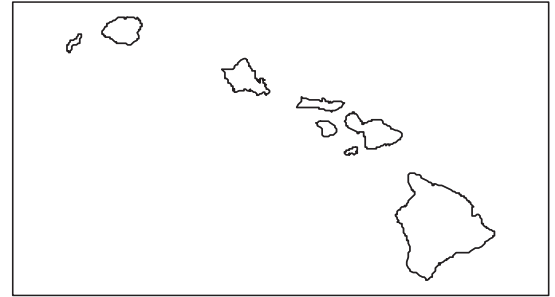


2007 CENSUS OF AGRICULTURE



Hawaii

Farms with American Indian or Alaska Native Operators Compared with All Farms

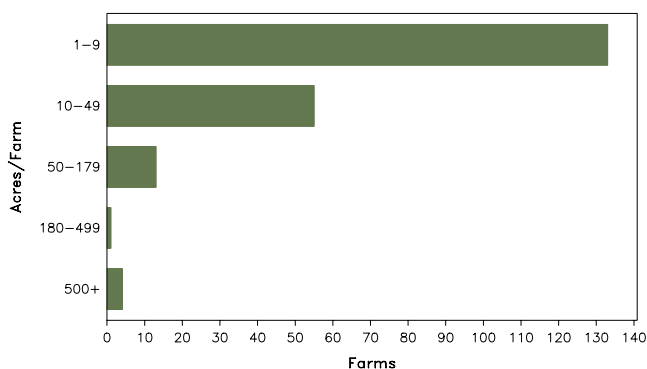
	American Indian or Alaska Native Operators ²	All Farms
Number of Farm Operators ¹	232	11,190
Number of Farms	206	7,521
Land in Farms	(D)	1,121,329 acres
Average Size of Farm	(D)	149 acres
Market Value of Products Sold	\$17,342,000	\$513,626,000
Crop Sales	\$3,778,000	\$429,916,000
Livestock Sales	\$13,564,000	\$83,711,000
Average Per Farm	\$84,184	\$68,292
Government Payments	\$99,000	\$2,378,000
Average Per Farm Receiving Payments	\$6,600	\$10,908

(D) Cannot be disclosed. See "Census of Agriculture, Volume 1, Geographic Area Series" for complete footnotes.

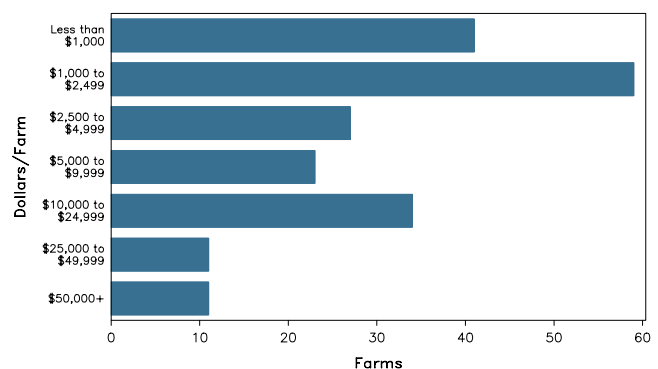
¹ Data were collected for a maximum of three operators per farm. ² Operators reporting selected race alone or in combination with other races.

Farms with American Indian or Alaska Native Operators

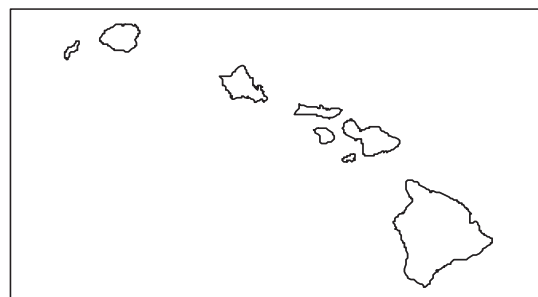
Farms by Size



Farms by Economic Size



2007 CENSUS OF AGRICULTURE



Hawaii

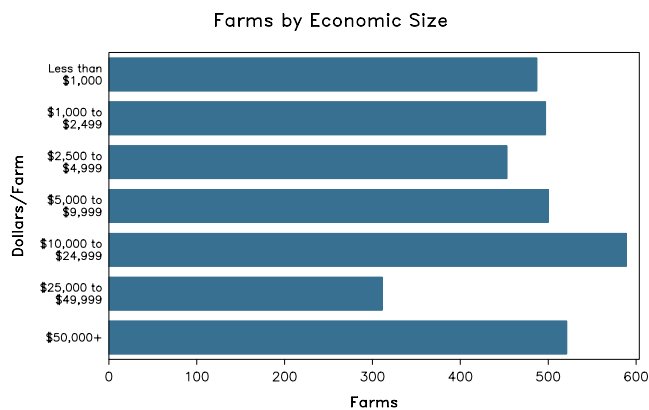
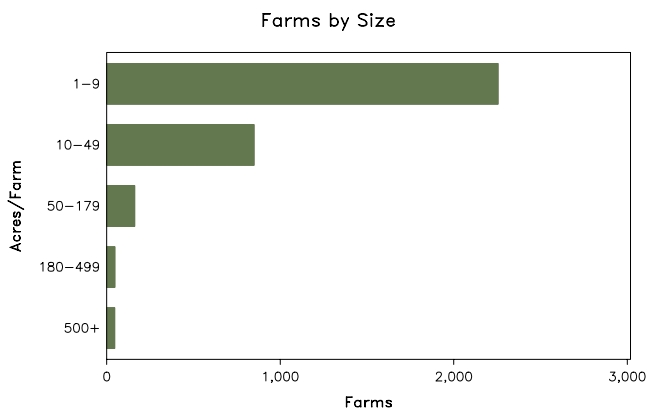
Farms with Asian Operators Compared with All Farms

	Asian Operators ²	All Farms
Number of Farm Operators ¹	4,419	11,190
Number of Farms	3,358	7,521
Land in Farms	274,640 acres	1,121,329 acres
Average Size of Farm	82 acres	149 acres
Market Value of Products Sold	\$261,370,000	\$513,626,000
Crop Sales	\$227,289,000	\$429,916,000
Livestock Sales	\$34,081,000	\$83,711,000
Average Per Farm	\$77,835	\$68,292
Government Payments	\$1,304,000	\$2,378,000
Average Per Farm Receiving Payments	\$13,306	\$10,908

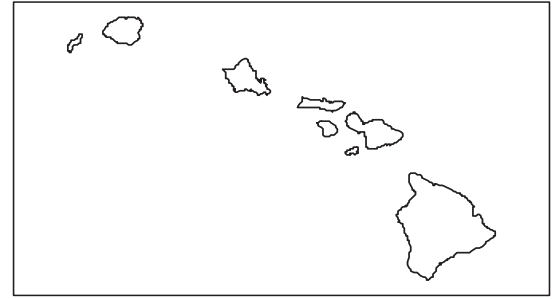
(D) Cannot be disclosed. See "Census of Agriculture, Volume 1, Geographic Area Series" for complete footnotes.

¹ Data were collected for a maximum of three operators per farm. ² Operators reporting selected race alone or in combination with other races.

Farms with Asian Operators



2007 CENSUS OF AGRICULTURE



Hawaii

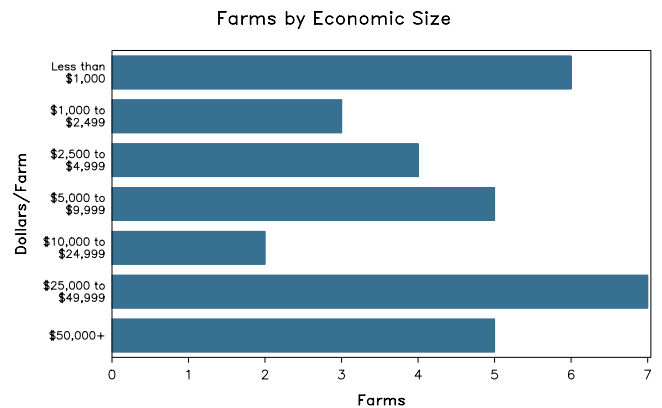
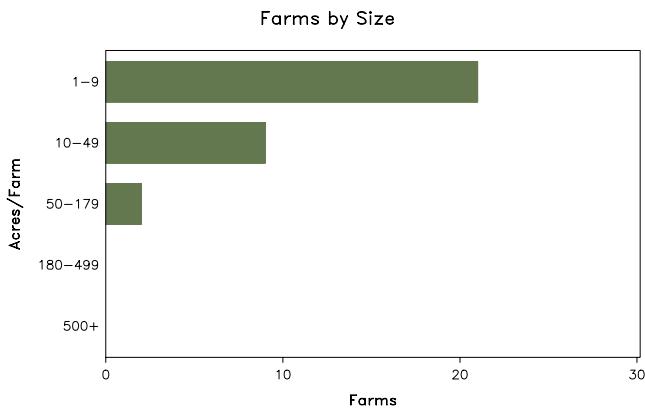
Farms with Black or African American Operators Compared with All Farms

	Black or African American Operators ²	All Farms
Number of Farm Operators ¹	32	11,190
Number of Farms	32	7,521
Land in Farms	368 acres	1,121,329 acres
Average Size of Farm	12 acres	149 acres
Market Value of Products Sold	\$1,606,000	\$513,626,000
Crop Sales	\$1,456,000	\$429,916,000
Livestock Sales	\$150,000	\$83,711,000
Average Per Farm	\$50,188	\$68,292
Government Payments	-	\$2,378,000
Average Per Farm Receiving Payments	-	\$10,908

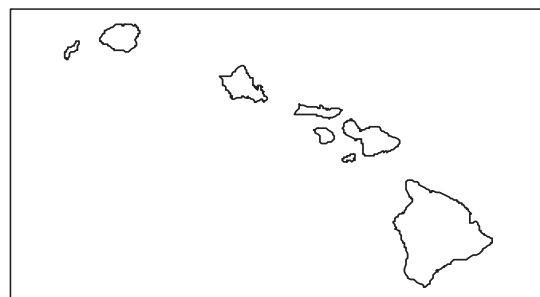
(D) Cannot be disclosed. See "Census of Agriculture, Volume 1, Geographic Area Series" for complete footnotes.

¹ Data were collected for a maximum of three operators per farm. ² Operators reporting selected race alone or in combination with other races.

Farms with Black or African American Operators



2007 CENSUS OF AGRICULTURE



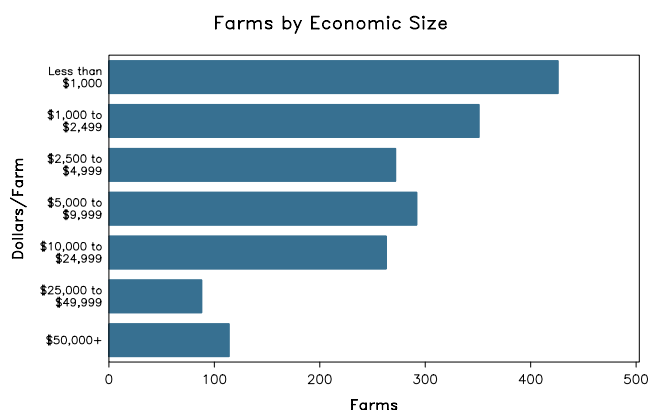
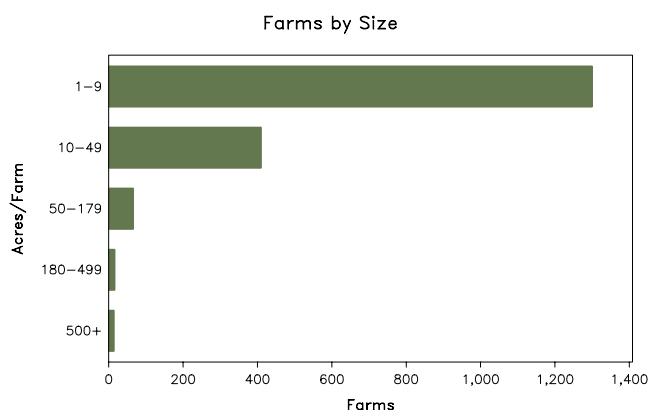
Hawaii

Farms with Women Principal Operators Compared with All Farms

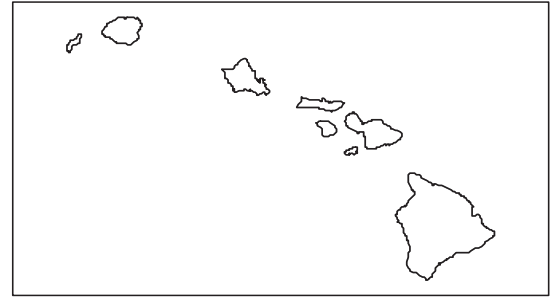
	Women Principal Operators	All Farms
Number of Farms	1,806	7,521
Land in Farms	64,135 acres	1,121,329 acres
Average Size of Farm	36 acres	149 acres
Market Value of Products Sold	(D)	\$513,626,000
Crop Sales	\$31,966,000	\$429,916,000
Livestock Sales	(D)	\$83,711,000
Average Per Farm	(D)	\$68,292
Government Payments	(D)	\$2,378,000
Average Per Farm Receiving Payments	(D)	\$10,908

(D) Cannot be disclosed. See "Census of Agriculture, Volume 1, Geographic Area Series" for complete footnotes.

Farms with Women Principal Operators



2007 CENSUS OF AGRICULTURE



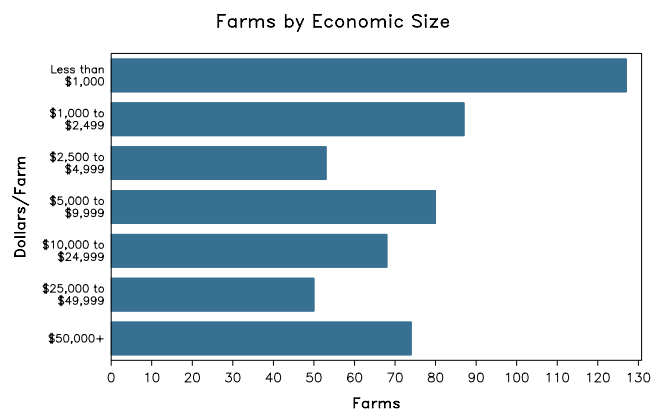
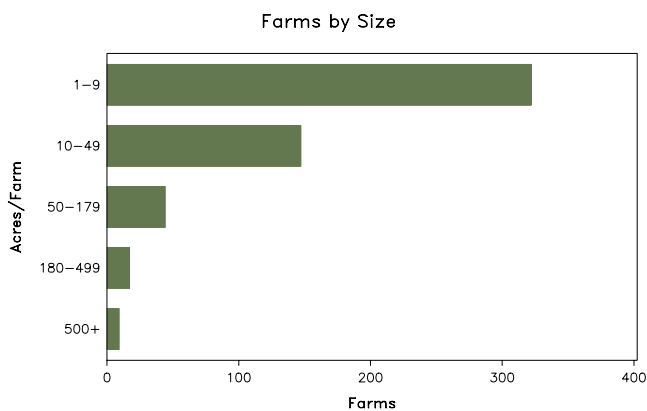
Hawaii

Farms with Spanish, Hispanic, or Latino Operators Compared with All Farms

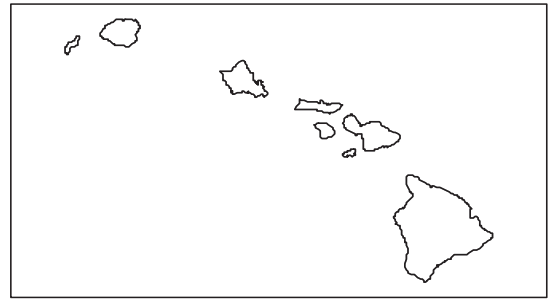
	Spanish, Hispanic, or Latino Operators	All Farms
Number of Farm Operators ¹	622	11,190
Number of Farms	539	7,521
Land in Farms	44,225 acres	1,121,329 acres
Average Size of Farm	82 acres	149 acres
Market Value of Products Sold	\$27,812,000	\$513,626,000
Crop Sales	\$24,524,000	\$429,916,000
Livestock Sales	\$3,288,000	\$83,711,000
Average Per Farm	\$51,599	\$68,292
Government Payments	\$115,000	\$2,378,000
Average Per Farm Receiving Payments	\$6,053	\$10,908

(D) Cannot be disclosed. See "Census of Agriculture, Volume 1, Geographic Area Series" for complete footnotes.
¹ Data were collected for a maximum of three operators per farm.

Farms with Spanish, Hispanic, or Latino Operators



2007 CENSUS OF AGRICULTURE



Hawaii

Farms with Native Hawaiian or Other Pacific Islander Operators Compared with All Farms

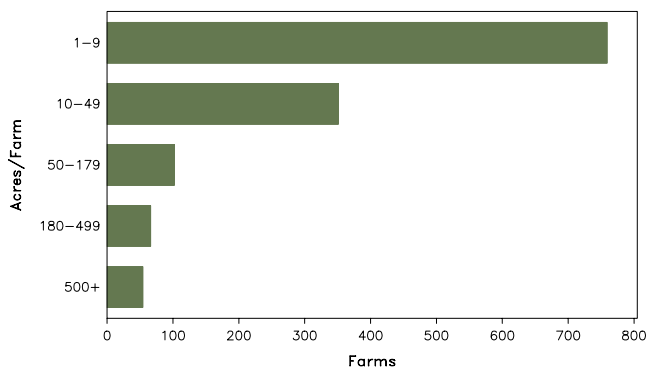
	Native Hawaiian or Other Pacific Islander Operators ²	All Farms
Number of Farm Operators ¹	1,632	11,190
Number of Farms	1,332	7,521
Land in Farms	265,411 acres	1,121,329 acres
Average Size of Farm	199 acres	149 acres
Market Value of Products Sold	\$103,112,000	\$513,626,000
Crop Sales	\$87,587,000	\$429,916,000
Livestock Sales	\$15,525,000	\$83,711,000
Average Per Farm	\$77,411	\$68,292
Government Payments	\$617,000	\$2,378,000
Average Per Farm Receiving Payments	\$11,865	\$10,908

(D) Cannot be disclosed. See "Census of Agriculture, Volume 1, Geographic Area Series" for complete footnotes.

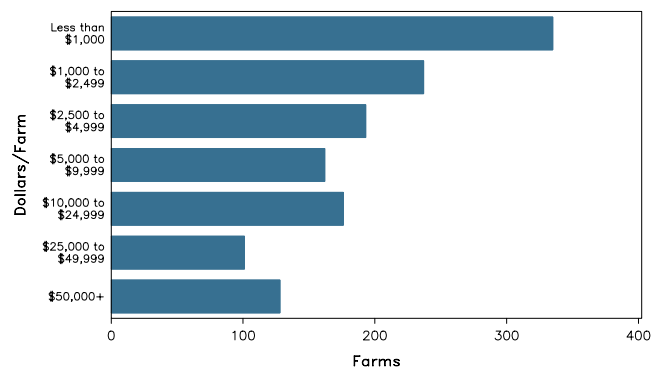
¹Data were collected for a maximum of three operators per farm. ²Operators reporting selected race alone or in combination with other races.

Farms with Native Hawaiian or Other Pacific Islander Operators

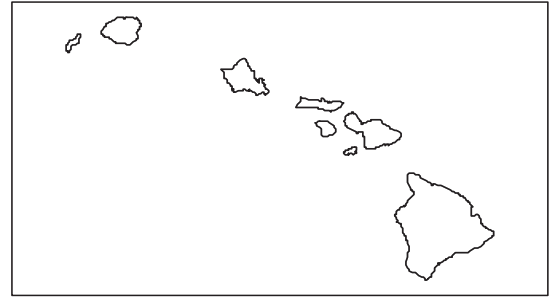
Farms by Size



Farms by Economic Size



2007 CENSUS OF AGRICULTURE



Hawaii

Farms with White Operators Compared with All Farms

	White Operators ²	All Farms
Number of Farm Operators ¹	6,231	11,190
Number of Farms	4,450	7,521
Land in Farms	825,706 acres	1,121,329 acres
Average Size of Farm	186 acres	149 acres
Market Value of Products Sold	\$328,759,000	\$513,626,000
Crop Sales	\$268,403,000	\$429,916,000
Livestock Sales	\$60,356,000	\$83,711,000
Average Per Farm	\$73,878	\$68,292
Government Payments	\$1,227,000	\$2,378,000
Average Per Farm Receiving Payments	\$8,235	\$10,908

(D) Cannot be disclosed. See "Census of Agriculture, Volume 1, Geographic Area Series" for complete footnotes.

¹ Data were collected for a maximum of three operators per farm. ² Operators reporting selected race alone or in combination with other races.

Farms with White Operators

