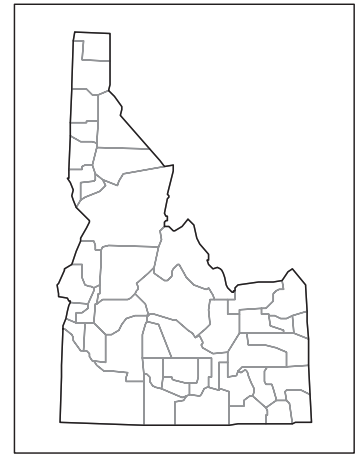


2007 CENSUS OF AGRICULTURE



Idaho

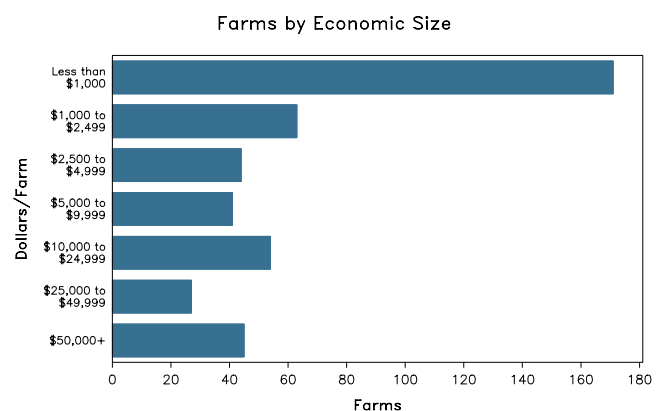
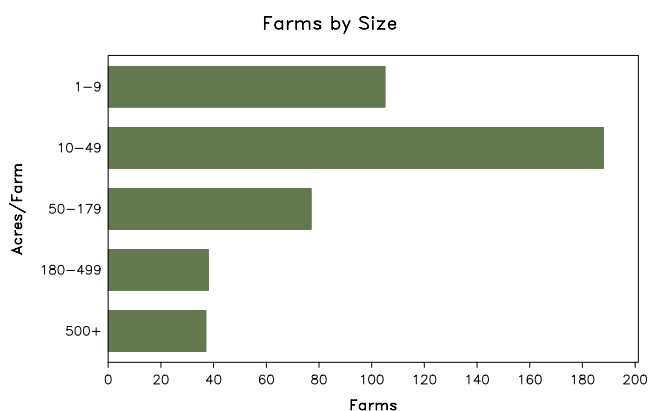
Farms with American Indian or Alaska Native Operators Compared with All Farms

	American Indian or Alaska Native Operators ²	All Farms
Number of Farm Operators ¹	520	39,530
Number of Farms	445	25,349
Land in Farms	572,732 acres	11,497,383 acres
Average Size of Farm	1,287 acres	454 acres
Market Value of Products Sold	\$38,779,000	\$5,688,765,000
Crop Sales	\$13,450,000	\$2,324,789,000
Livestock Sales	\$25,330,000	\$3,363,976,000
Average Per Farm	\$87,144	\$224,418
Government Payments	\$1,031,000	\$99,494,000
Average Per Farm Receiving Payments	\$10,310	\$10,798

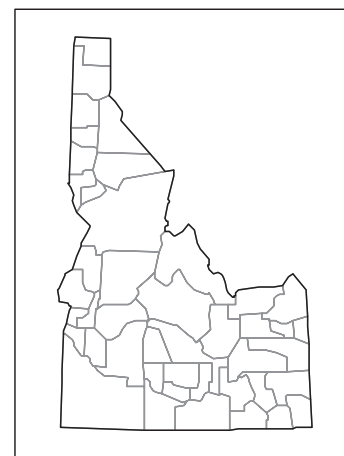
(D) Cannot be disclosed. See "Census of Agriculture, Volume 1, Geographic Area Series" for complete footnotes.

¹ Data were collected for a maximum of three operators per farm. ² Operators reporting selected race alone or in combination with other races.

Farms with American Indian or Alaska Native Operators



2007 CENSUS OF AGRICULTURE



Idaho

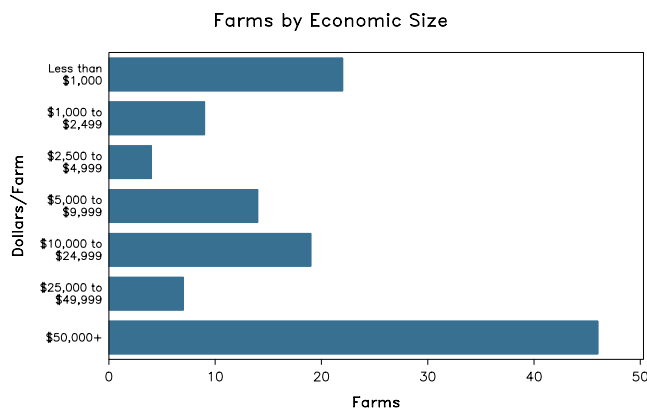
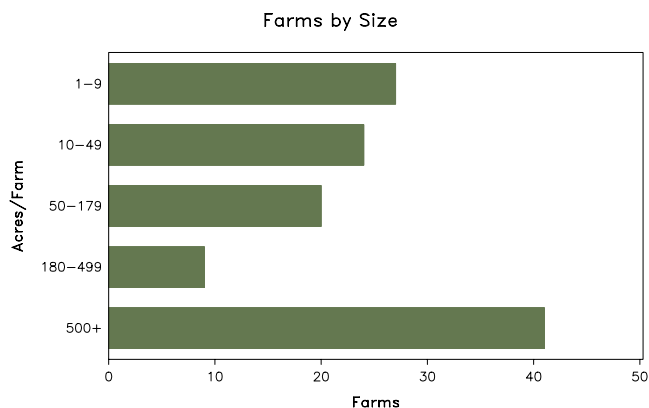
Farms with Asian Operators Compared with All Farms

	Asian Operators ²	All Farms
Number of Farm Operators ¹	158	39,530
Number of Farms	121	25,349
Land in Farms	83,089 acres	11,497,383 acres
Average Size of Farm	687 acres	454 acres
Market Value of Products Sold	\$73,294,000	\$5,688,765,000
Crop Sales	\$72,724,000	\$2,324,789,000
Livestock Sales	\$570,000	\$3,363,976,000
Average Per Farm	\$605,736	\$224,418
Government Payments	\$1,067,000	\$99,494,000
Average Per Farm Receiving Payments	\$20,132	\$10,798

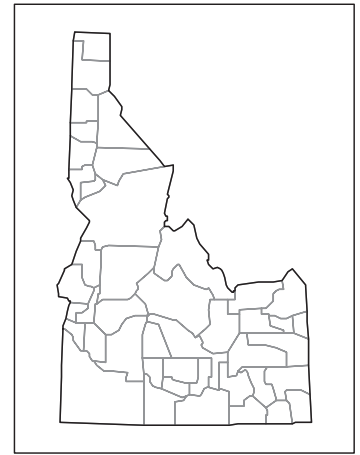
(D) Cannot be disclosed. See "Census of Agriculture, Volume 1, Geographic Area Series" for complete footnotes.

¹ Data were collected for a maximum of three operators per farm. ² Operators reporting selected race alone or in combination with other races.

Farms with Asian Operators



2007 CENSUS OF AGRICULTURE



Idaho

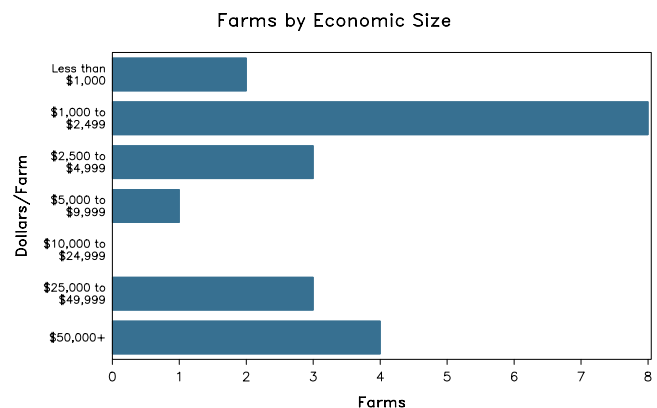
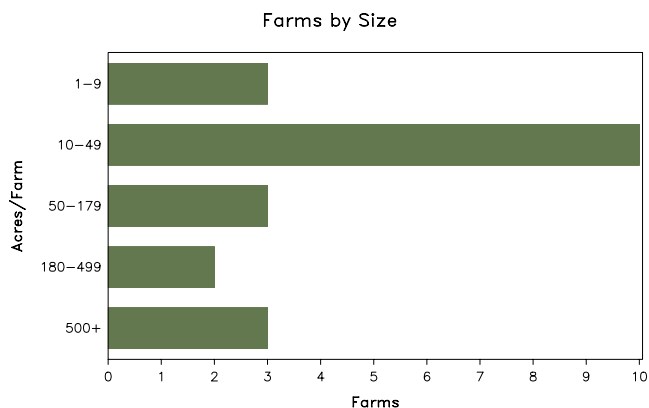
Farms with Black or African American Operators Compared with All Farms

	Black or African American Operators ²	All Farms
Number of Farm Operators ¹	21	39,530
Number of Farms	21	25,349
Land in Farms	18,734 acres	11,497,383 acres
Average Size of Farm	892 acres	454 acres
Market Value of Products Sold	\$2,071,000	\$5,688,765,000
Crop Sales	(D)	\$2,324,789,000
Livestock Sales	(D)	\$3,363,976,000
Average Per Farm	\$98,619	\$224,418
Government Payments	\$59,000	\$99,494,000
Average Per Farm Receiving Payments	\$9,833	\$10,798

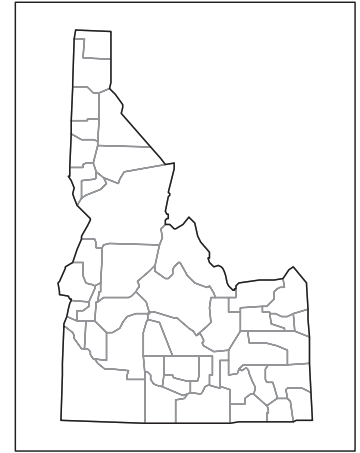
(D) Cannot be disclosed. See "Census of Agriculture, Volume 1, Geographic Area Series" for complete footnotes.

¹ Data were collected for a maximum of three operators per farm. ² Operators reporting selected race alone or in combination with other races.

Farms with Black or African American Operators



2007 CENSUS OF AGRICULTURE



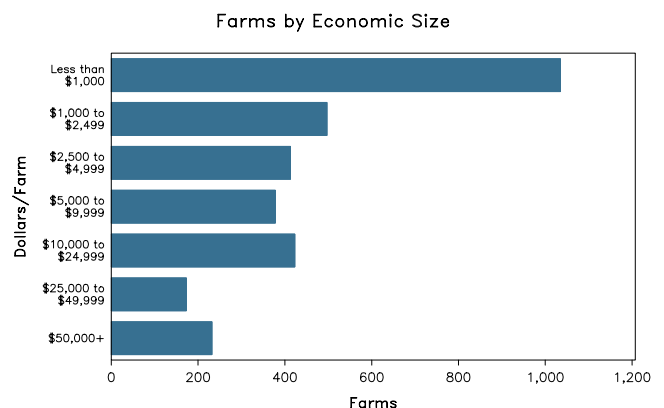
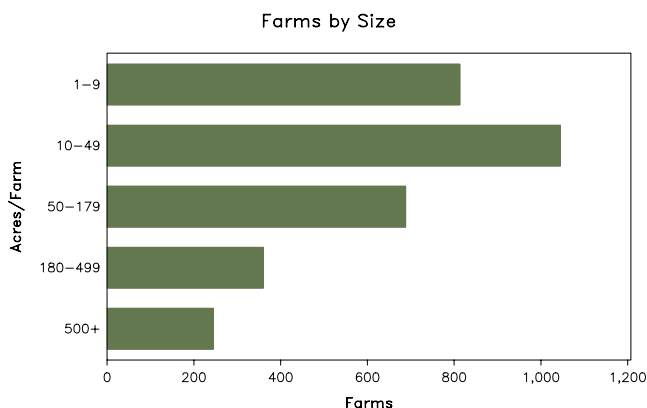
Idaho

Farms with Women Principal Operators Compared with All Farms

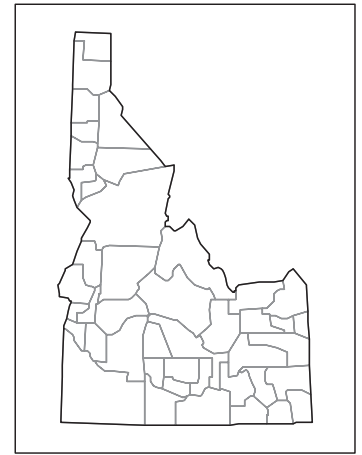
	Women Principal Operators	All Farms
Number of Farms	3,151	25,349
Land in Farms	666,357 acres	11,497,383 acres
Average Size of Farm	211 acres	454 acres
Market Value of Products Sold	\$109,928,000	\$5,688,765,000
Crop Sales	\$35,792,000	\$2,324,789,000
Livestock Sales	\$74,136,000	\$3,363,976,000
Average Per Farm	\$34,887	\$224,418
Government Payments	\$6,269,000	\$99,494,000
Average Per Farm Receiving Payments	\$6,981	\$10,798

(D) Cannot be disclosed. See "Census of Agriculture, Volume 1, Geographic Area Series" for complete footnotes.

Farms with Women Principal Operators



2007 CENSUS OF AGRICULTURE



Idaho

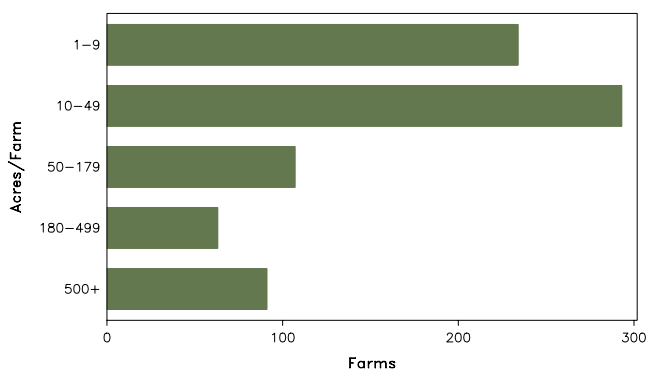
Farms with Spanish, Hispanic, or Latino Operators Compared with All Farms

	Spanish, Hispanic, or Latino Operators	All Farms
Number of Farm Operators ¹	929	39,530
Number of Farms	788	25,349
Land in Farms	263,444 acres	11,497,383 acres
Average Size of Farm	334 acres	454 acres
Market Value of Products Sold	\$312,856,000	\$5,688,765,000
Crop Sales	\$55,480,000	\$2,324,789,000
Livestock Sales	\$257,376,000	\$3,363,976,000
Average Per Farm	\$397,025	\$224,418
Government Payments	\$1,433,000	\$99,494,000
Average Per Farm Receiving Payments	\$7,704	\$10,798

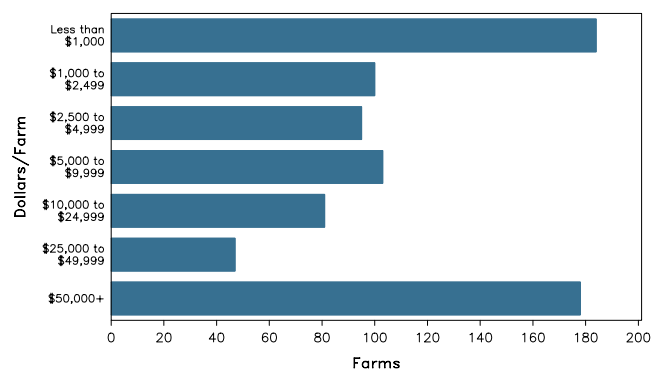
(D) Cannot be disclosed. See "Census of Agriculture, Volume 1, Geographic Area Series" for complete footnotes.
¹ Data were collected for a maximum of three operators per farm.

Farms with Spanish, Hispanic, or Latino Operators

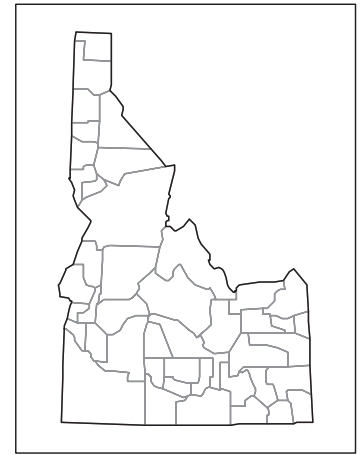
Farms by Size



Farms by Economic Size



2007 CENSUS OF AGRICULTURE



Idaho

Farms with Native Hawaiian or Other Pacific Islander Operators Compared with All Farms

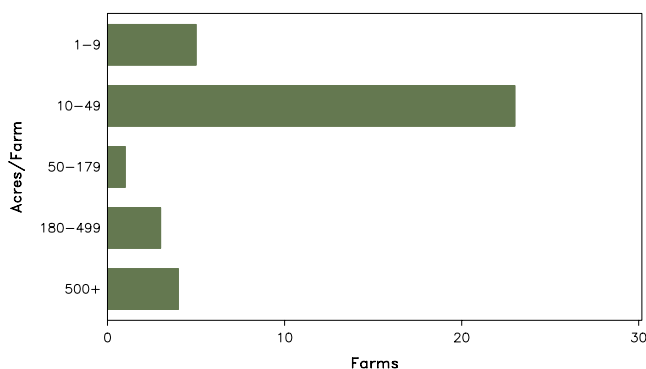
	Native Hawaiian or Other Pacific Islander Operators ²	All Farms
Number of Farm Operators ¹	36	39,530
Number of Farms	36	25,349
Land in Farms	8,808 acres	11,497,383 acres
Average Size of Farm	245 acres	454 acres
Market Value of Products Sold	\$3,727,000	\$5,688,765,000
Crop Sales	(D)	\$2,324,789,000
Livestock Sales	(D)	\$3,363,976,000
Average Per Farm	\$103,528	\$224,418
Government Payments	\$53,000	\$99,494,000
Average Per Farm Receiving Payments	\$10,600	\$10,798

(D) Cannot be disclosed. See "Census of Agriculture, Volume 1, Geographic Area Series" for complete footnotes.

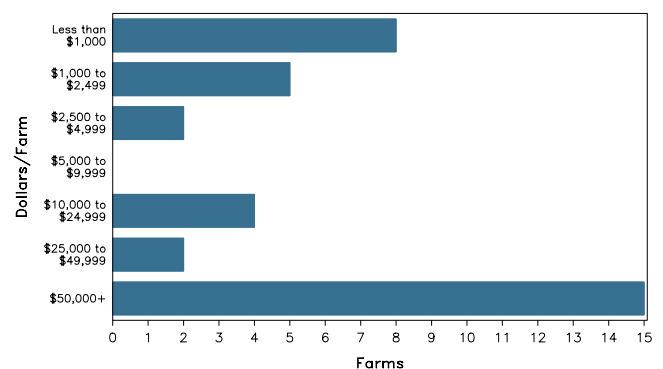
¹ Data were collected for a maximum of three operators per farm. ² Operators reporting selected race alone or in combination with other races.

Farms with Native Hawaiian or Other Pacific Islander Operators

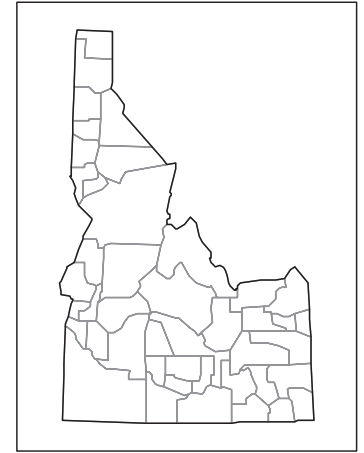
Farms by Size



Farms by Economic Size



2007 CENSUS OF AGRICULTURE



Idaho

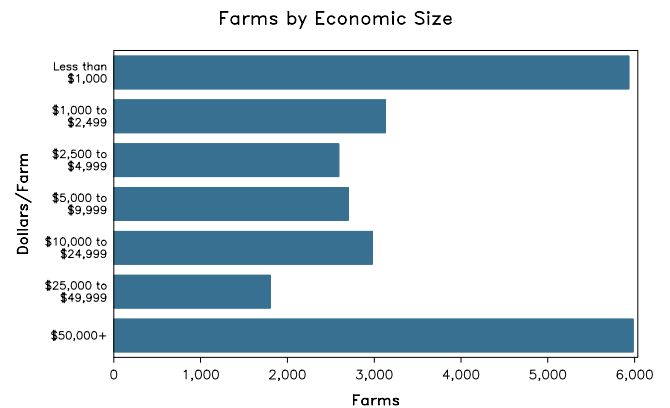
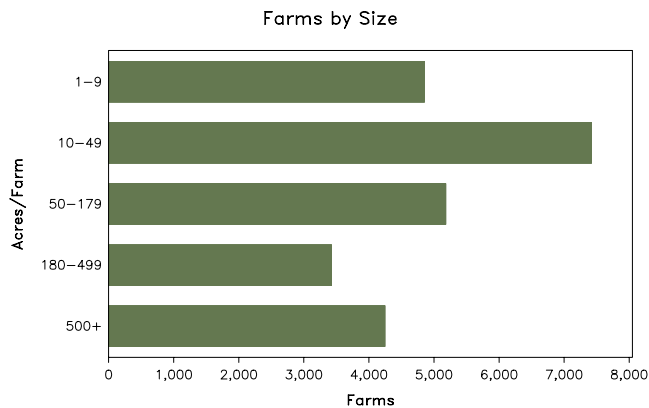
Farms with White Operators Compared with All Farms

	White Operators ²	All Farms
Number of Farm Operators ¹	39,000	39,530
Number of Farms	25,121	25,349
Land in Farms	10,929,960 acres	11,497,383 acres
Average Size of Farm	435 acres	454 acres
Market Value of Products Sold	\$5,654,156,000	\$5,688,765,000
Crop Sales	\$2,294,823,000	\$2,324,789,000
Livestock Sales	\$3,359,334,000	\$3,363,976,000
Average Per Farm	\$225,077	\$224,418
Government Payments	\$98,576,000	\$99,494,000
Average Per Farm Receiving Payments	\$10,779	\$10,798

(D) Cannot be disclosed. See "Census of Agriculture, Volume 1, Geographic Area Series" for complete footnotes.

¹ Data were collected for a maximum of three operators per farm. ² Operators reporting selected race alone or in combination with other races.

Farms with White Operators



United States Department of Agriculture
National Agricultural Statistics Service

www.agcensus.usda.gov