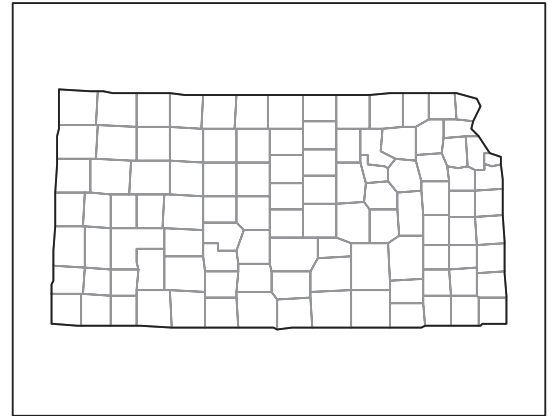


2007 CENSUS OF AGRICULTURE



Kansas

Farms with American Indian or Alaska Native Operators Compared with All Farms

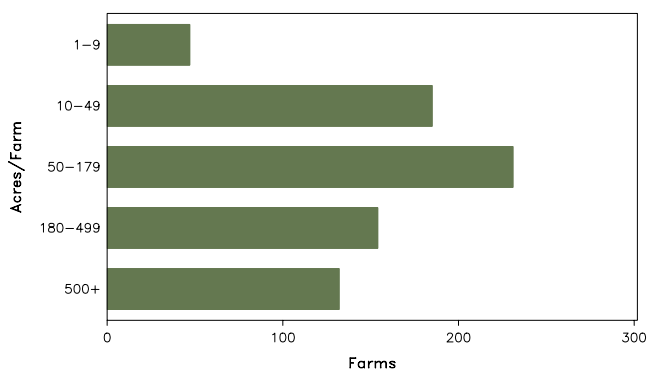
	American Indian or Alaska Native Operators ²	All Farms
Number of Farm Operators ¹	819	95,818
Number of Farms	749	65,531
Land in Farms	325,150 acres	46,345,827 acres
Average Size of Farm	434 acres	707 acres
Market Value of Products Sold	\$45,672,000	\$14,413,182,000
Crop Sales	\$26,621,000	\$4,887,212,000
Livestock Sales	\$19,051,000	\$9,525,971,000
Average Per Farm	\$60,977	\$219,944
Government Payments	\$2,356,000	\$427,144,000
Average Per Farm Receiving Payments	\$6,889	\$9,613

(D) Cannot be disclosed. See "Census of Agriculture, Volume 1, Geographic Area Series" for complete footnotes.

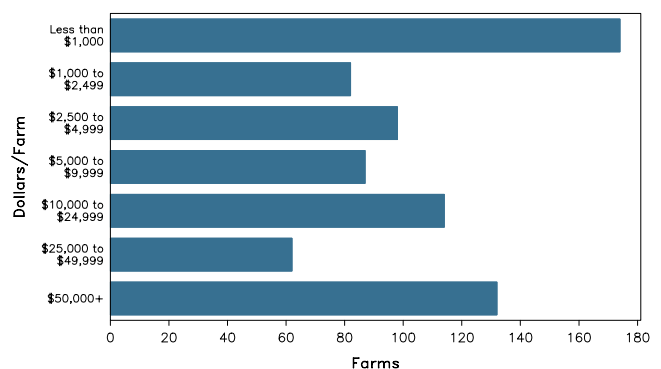
¹ Data were collected for a maximum of three operators per farm. ² Operators reporting selected race alone or in combination with other races.

Farms with American Indian or Alaska Native Operators

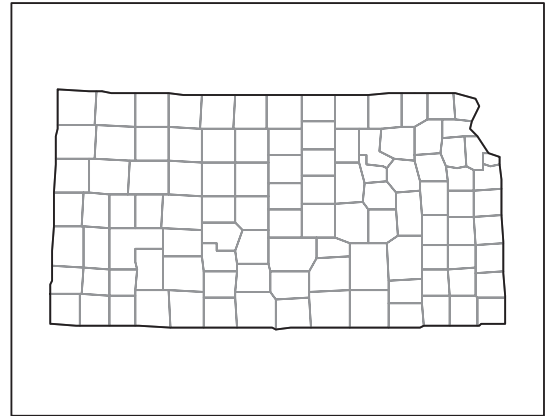
Farms by Size



Farms by Economic Size



2007 CENSUS OF AGRICULTURE



Kansas

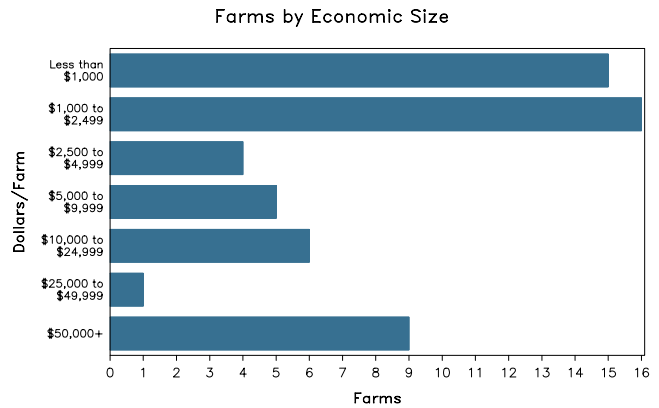
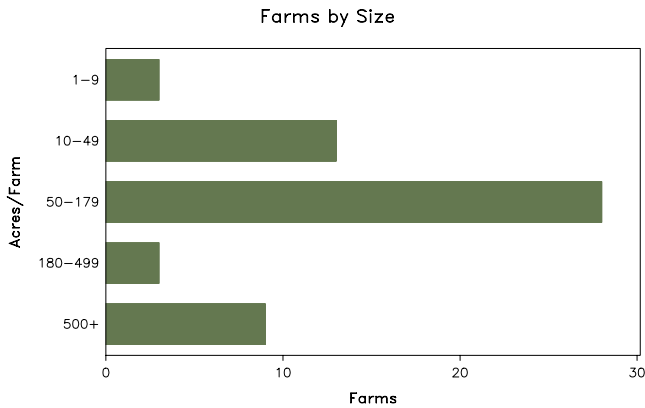
Farms with Asian Operators Compared with All Farms

	Asian Operators ²	All Farms
Number of Farm Operators ¹	63	95,818
Number of Farms	56	65,531
Land in Farms	18,731 acres	46,345,827 acres
Average Size of Farm	334 acres	707 acres
Market Value of Products Sold	\$3,836,000	\$14,413,182,000
Crop Sales	\$1,335,000	\$4,887,212,000
Livestock Sales	\$2,501,000	\$9,525,971,000
Average Per Farm	\$68,500	\$219,944
Government Payments	\$120,000	\$427,144,000
Average Per Farm Receiving Payments	\$4,286	\$9,613

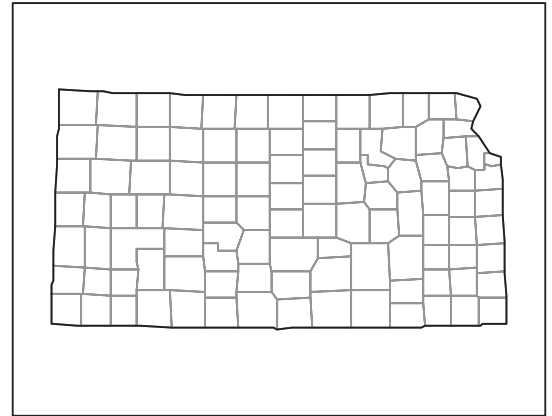
(D) Cannot be disclosed. See "Census of Agriculture, Volume 1, Geographic Area Series" for complete footnotes.

¹ Data were collected for a maximum of three operators per farm. ² Operators reporting selected race alone or in combination with other races.

Farms with Asian Operators



2007 CENSUS OF AGRICULTURE



Kansas

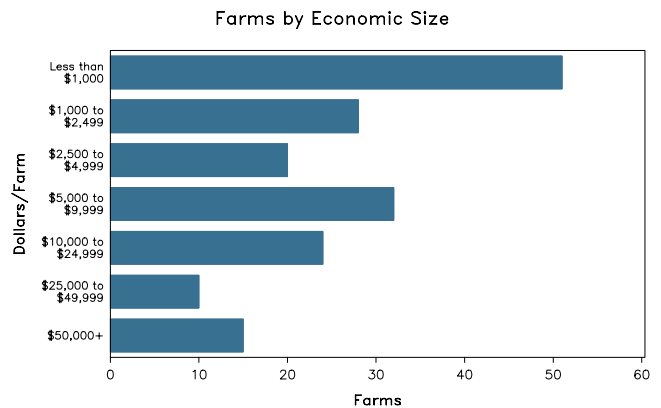
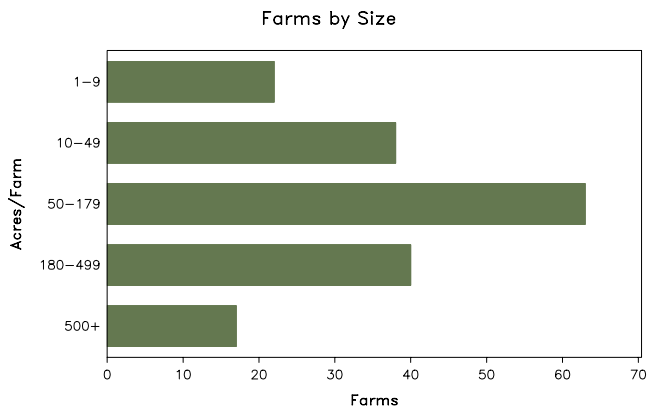
Farms with Black or African American Operators Compared with All Farms

	Black or African American Operators ²	All Farms
Number of Farm Operators ¹	220	95,818
Number of Farms	180	65,531
Land in Farms	48,484 acres	46,345,827 acres
Average Size of Farm	269 acres	707 acres
Market Value of Products Sold		
Crop Sales	\$7,046,000	\$14,413,182,000
Livestock Sales	\$6,007,000	\$4,887,212,000
Average Per Farm	\$1,039,000	\$9,525,971,000
	\$39,144	\$219,944
Government Payments		
Average Per Farm Receiving Payments	\$364,000	\$427,144,000
	\$4,136	\$9,613

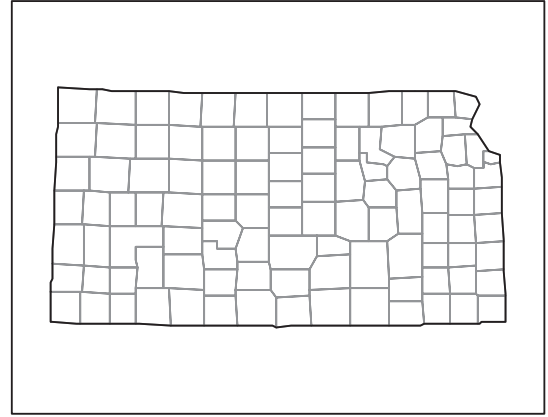
(D) Cannot be disclosed. See "Census of Agriculture, Volume 1, Geographic Area Series" for complete footnotes.

¹ Data were collected for a maximum of three operators per farm. ² Operators reporting selected race alone or in combination with other races.

Farms with Black or African American Operators



2007 CENSUS OF AGRICULTURE



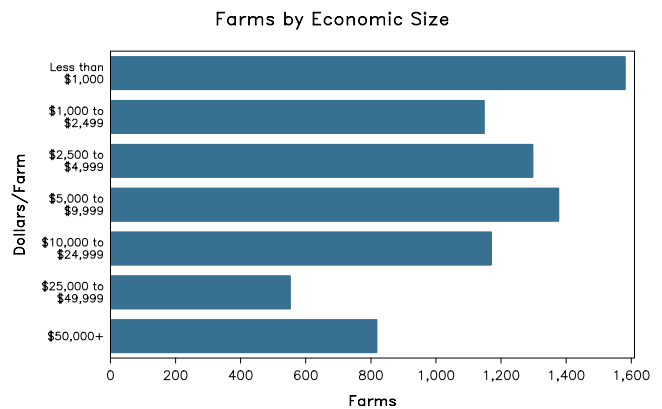
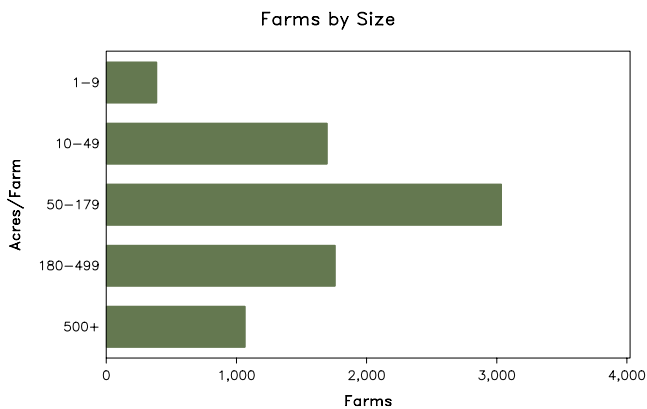
Kansas

Farms with Women Principal Operators Compared with All Farms

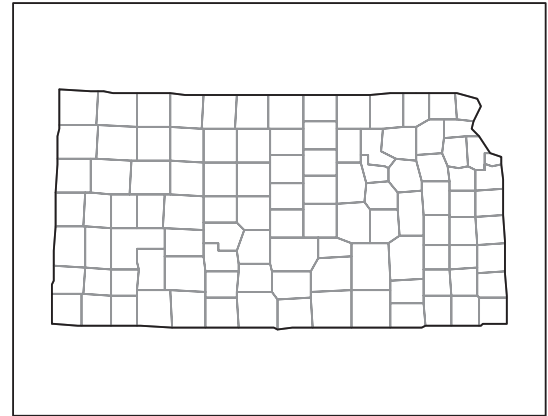
	Women Principal Operators	All Farms
Number of Farms	7,943	65,531
Land in Farms	2,398,113 acres	46,345,827 acres
Average Size of Farm	302 acres	707 acres
Market Value of Products Sold	\$233,536,000	\$14,413,182,000
Crop Sales	\$131,522,000	\$4,887,212,000
Livestock Sales	\$102,014,000	\$9,525,971,000
Average Per Farm	\$29,401	\$219,944
Government Payments	\$33,742,000	\$427,144,000
Average Per Farm Receiving Payments	\$6,428	\$9,613

(D) Cannot be disclosed. See "Census of Agriculture, Volume 1, Geographic Area Series" for complete footnotes.

Farms with Women Principal Operators



2007 CENSUS OF AGRICULTURE



Kansas

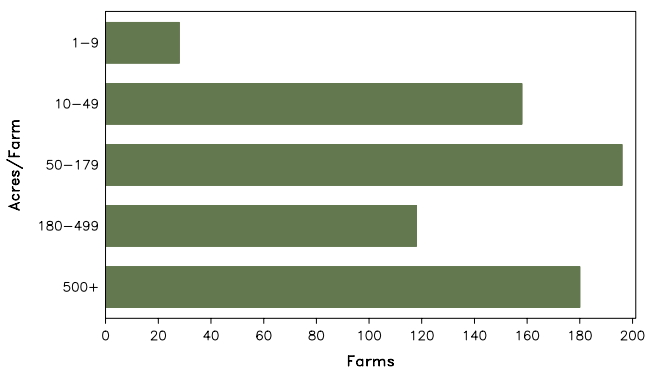
Farms with Spanish, Hispanic, or Latino Operators Compared with All Farms

	Spanish, Hispanic, or Latino Operators	All Farms
Number of Farm Operators ¹	780	95,818
Number of Farms	680	65,531
Land in Farms	435,086 acres	46,345,827 acres
Average Size of Farm	640 acres	707 acres
Market Value of Products Sold	\$435,202,000	\$14,413,182,000
Crop Sales	\$48,521,000	\$4,887,212,000
Livestock Sales	\$386,681,000	\$9,525,971,000
Average Per Farm	\$640,003	\$219,944
Government Payments	\$4,365,000	\$427,144,000
Average Per Farm Receiving Payments	\$10,199	\$9,613

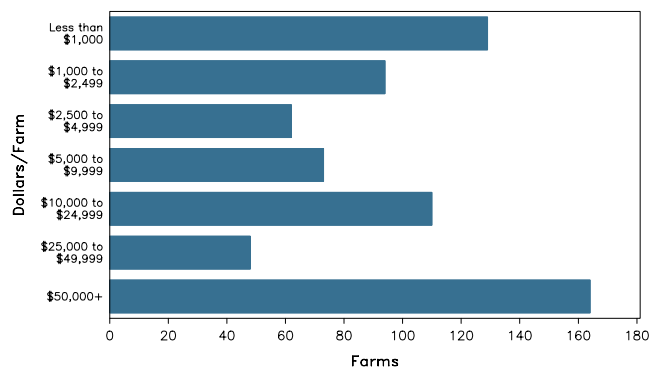
(D) Cannot be disclosed. See "Census of Agriculture, Volume 1, Geographic Area Series" for complete footnotes.
¹ Data were collected for a maximum of three operators per farm.

Farms with Spanish, Hispanic, or Latino Operators

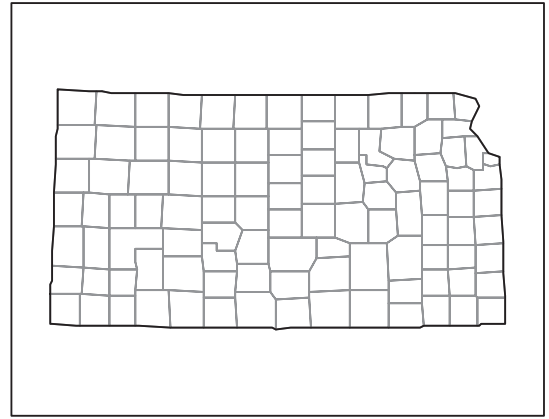
Farms by Size



Farms by Economic Size



2007 CENSUS OF AGRICULTURE



Kansas

Farms with Native Hawaiian or Other Pacific Islander Operators Compared with All Farms

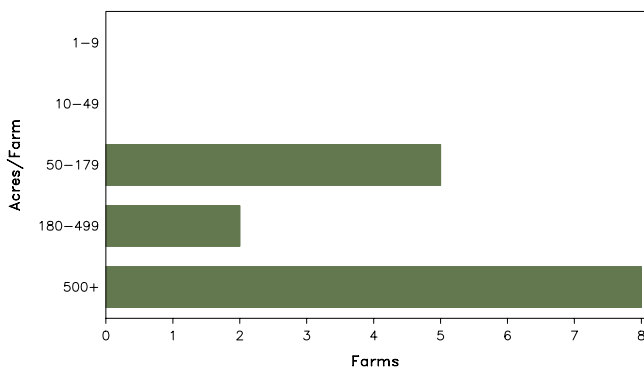
	Native Hawaiian or Other Pacific Islander Operators ²	All Farms
Number of Farm Operators ¹	18	95,818
Number of Farms	15	65,531
Land in Farms	21,743 acres	46,345,827 acres
Average Size of Farm	1,450 acres	707 acres
Market Value of Products Sold	\$6,359,000	\$14,413,182,000
Crop Sales	\$5,923,000	\$4,887,212,000
Livestock Sales	\$436,000	\$9,525,971,000
Average Per Farm	\$423,933	\$219,944
Government Payments	\$335,000	\$427,144,000
Average Per Farm Receiving Payments	\$23,929	\$9,613

(D) Cannot be disclosed. See "Census of Agriculture, Volume 1, Geographic Area Series" for complete footnotes.

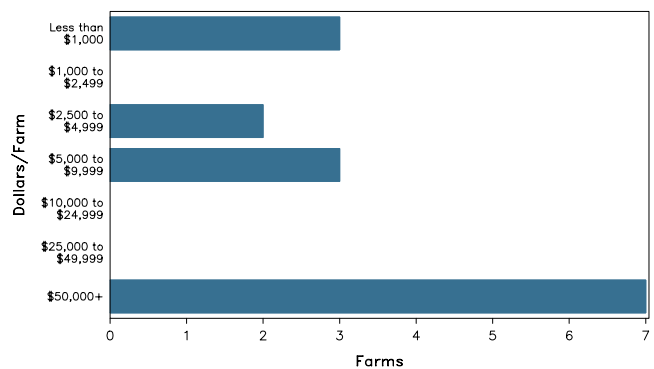
¹ Data were collected for a maximum of three operators per farm. ² Operators reporting selected race alone or in combination with other races.

Farms with Native Hawaiian or Other Pacific Islander Operators

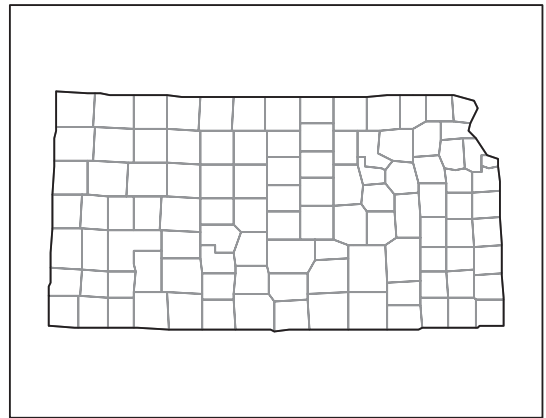
Farms by Size



Farms by Economic Size



2007 CENSUS OF AGRICULTURE



Kansas

Farms with White Operators Compared with All Farms

	White Operators ²	All Farms
Number of Farm Operators ¹	95,036	95,818
Number of Farms	65,191	65,531
Land in Farms	46,212,600 acres	46,345,827 acres
Average Size of Farm	709 acres	707 acres
Market Value of Products Sold	\$14,391,549,000	\$14,413,182,000
Crop Sales	\$4,875,978,000	\$4,887,212,000
Livestock Sales	\$9,515,570,000	\$9,525,971,000
Average Per Farm	\$220,760	\$219,944
Government Payments	\$425,964,000	\$427,144,000
Average Per Farm Receiving Payments	\$9,625	\$9,613

(D) Cannot be disclosed. See "Census of Agriculture, Volume 1, Geographic Area Series" for complete footnotes.

¹ Data were collected for a maximum of three operators per farm. ² Operators reporting selected race alone or in combination with other races.

Farms with White Operators

