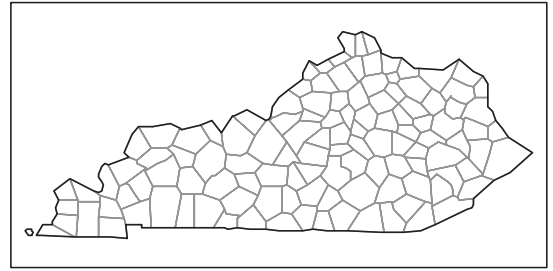


2007 CENSUS OF AGRICULTURE



Kentucky

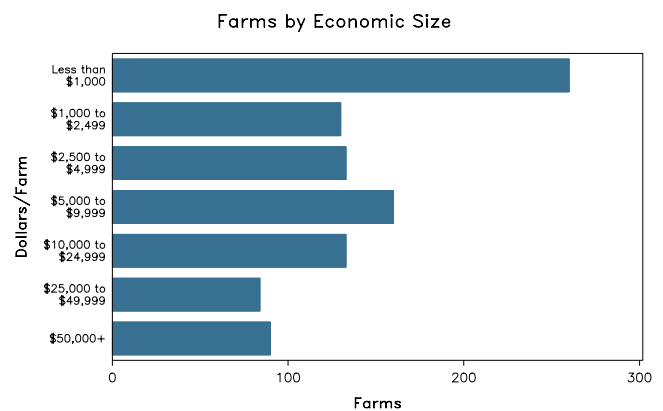
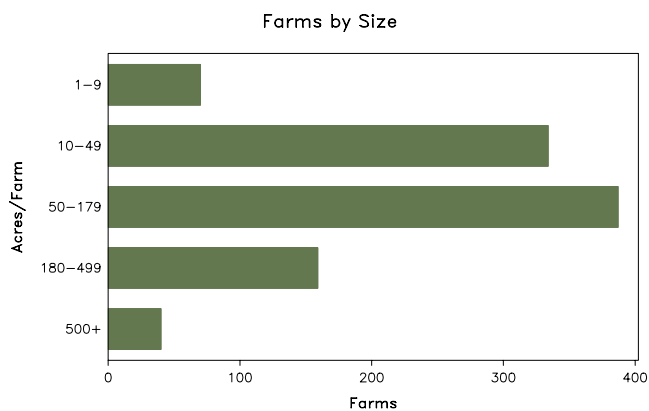
Farms with American Indian or Alaska Native Operators Compared with All Farms

	American Indian or Alaska Native Operators ²	All Farms
Number of Farm Operators ¹	1,153	122,647
Number of Farms	990	85,260
Land in Farms	137,452 acres	13,993,121 acres
Average Size of Farm	139 acres	164 acres
Market Value of Products Sold	\$68,763,000	\$4,824,561,000
Crop Sales	\$10,730,000	\$1,404,769,000
Livestock Sales	\$58,033,000	\$3,419,792,000
Average Per Farm	\$69,458	\$56,586
Government Payments	\$970,000	\$103,104,000
Average Per Farm Receiving Payments	\$3,345	\$3,494

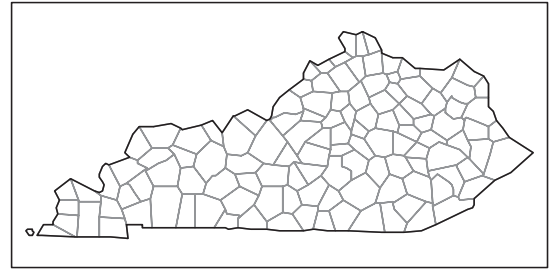
(D) Cannot be disclosed. See "Census of Agriculture, Volume 1, Geographic Area Series" for complete footnotes.

¹ Data were collected for a maximum of three operators per farm. ² Operators reporting selected race alone or in combination with other races.

Farms with American Indian or Alaska Native Operators



2007 CENSUS OF AGRICULTURE



Kentucky

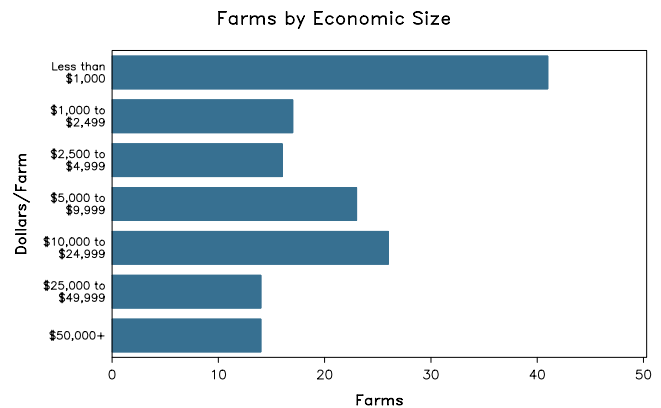
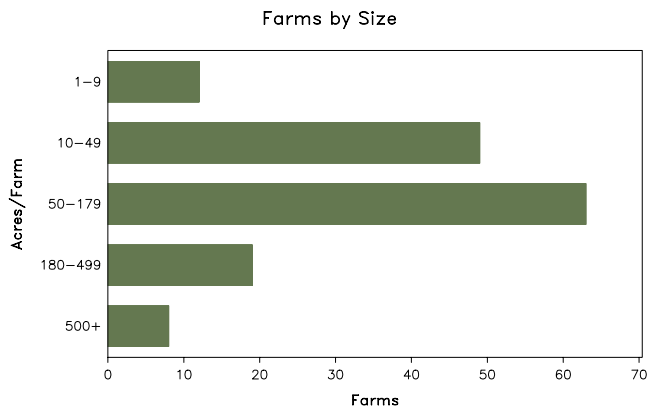
Farms with Asian Operators Compared with All Farms

	Asian Operators ²	All Farms
Number of Farm Operators ¹	175	122,647
Number of Farms	151	85,260
Land in Farms	20,979 acres	13,993,121 acres
Average Size of Farm	139 acres	164 acres
Market Value of Products Sold	\$5,602,000	\$4,824,561,000
Crop Sales	\$1,516,000	\$1,404,769,000
Livestock Sales	\$4,086,000	\$3,419,792,000
Average Per Farm	\$37,099	\$56,586
Government Payments	\$167,000	\$103,104,000
Average Per Farm Receiving Payments	\$3,093	\$3,494

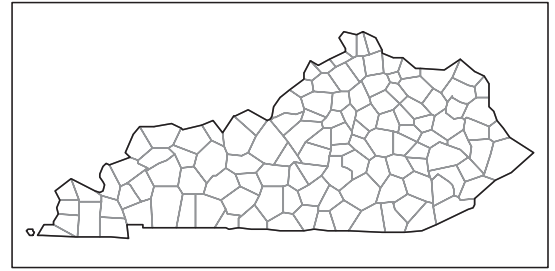
(D) Cannot be disclosed. See "Census of Agriculture, Volume 1, Geographic Area Series" for complete footnotes.

¹ Data were collected for a maximum of three operators per farm. ² Operators reporting selected race alone or in combination with other races.

Farms with Asian Operators



2007 CENSUS OF AGRICULTURE



Kentucky

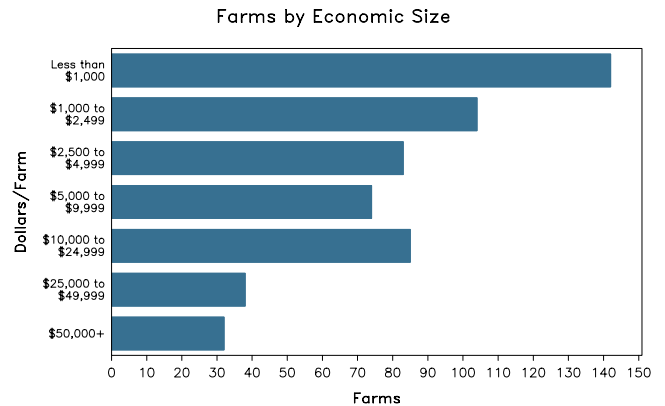
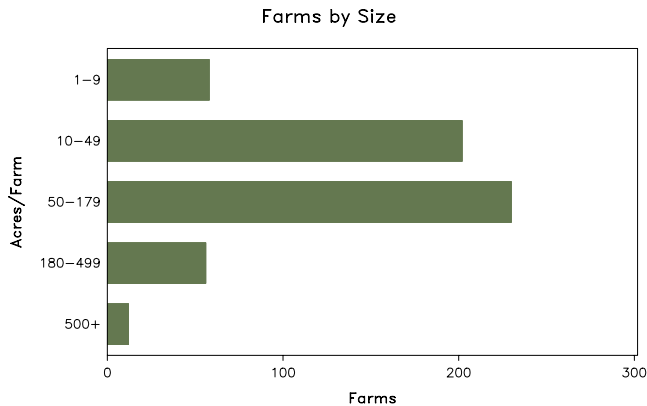
Farms with Black or African American Operators Compared with All Farms

	Black or African American Operators ²	All Farms
Number of Farm Operators ¹	688	122,647
Number of Farms	558	85,260
Land in Farms	49,294 acres	13,993,121 acres
Average Size of Farm	88 acres	164 acres
Market Value of Products Sold	\$15,008,000	\$4,824,561,000
Crop Sales	\$2,302,000	\$1,404,769,000
Livestock Sales	\$12,706,000	\$3,419,792,000
Average Per Farm	\$26,896	\$56,586
Government Payments	\$307,000	\$103,104,000
Average Per Farm Receiving Payments	\$1,441	\$3,494

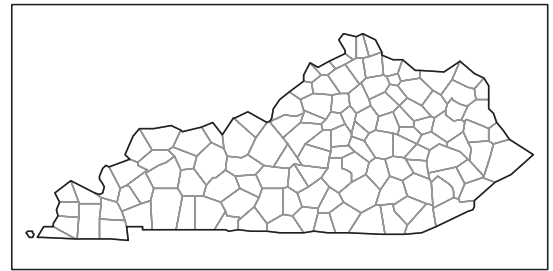
(D) Cannot be disclosed. See "Census of Agriculture, Volume 1, Geographic Area Series" for complete footnotes.

¹ Data were collected for a maximum of three operators per farm. ² Operators reporting selected race alone or in combination with other races.

Farms with Black or African American Operators



2007 CENSUS OF AGRICULTURE



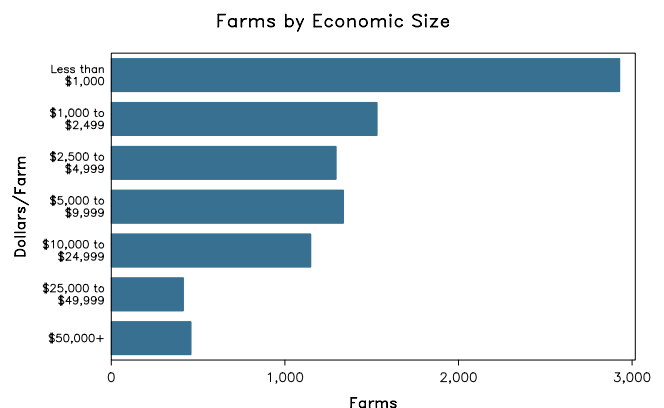
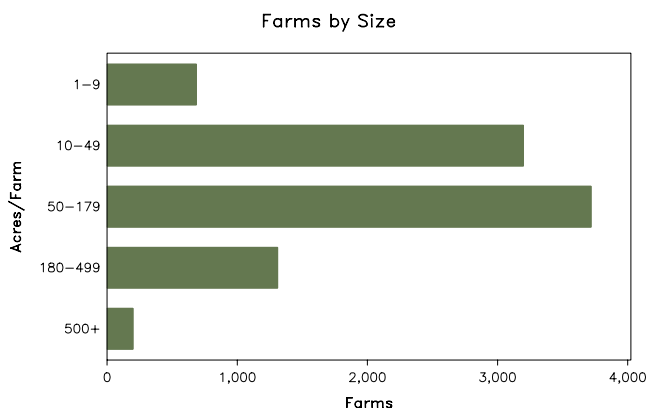
Kentucky

Farms with Women Principal Operators Compared with All Farms

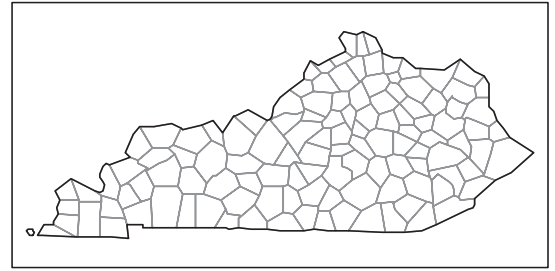
	Women Principal Operators	All Farms
Number of Farms	9,110	85,260
Land in Farms	954,488 acres	13,993,121 acres
Average Size of Farm	105 acres	164 acres
Market Value of Products Sold	\$213,932,000	\$4,824,561,000
Crop Sales	\$34,382,000	\$1,404,769,000
Livestock Sales	\$179,550,000	\$3,419,792,000
Average Per Farm	\$23,483	\$56,586
Government Payments	\$7,731,000	\$103,104,000
Average Per Farm Receiving Payments	\$2,506	\$3,494

(D) Cannot be disclosed. See "Census of Agriculture, Volume 1, Geographic Area Series" for complete footnotes.

Farms with Women Principal Operators



2007 CENSUS OF AGRICULTURE



Kentucky

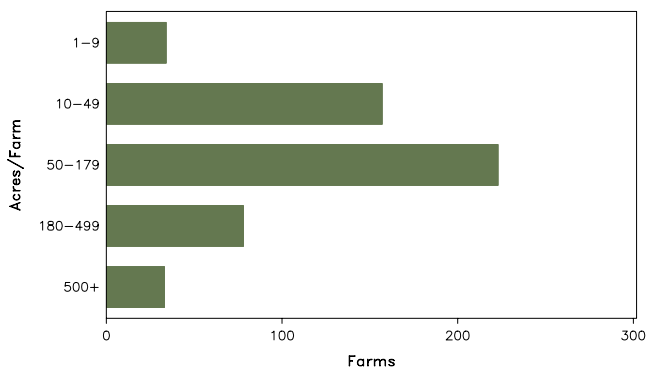
Farms with Spanish, Hispanic, or Latino Operators Compared with All Farms

	Spanish, Hispanic, or Latino Operators	All Farms
Number of Farm Operators ¹	594	122,647
Number of Farms	525	85,260
Land in Farms	78,357 acres	13,993,121 acres
Average Size of Farm	149 acres	164 acres
Market Value of Products Sold	\$28,987,000	\$4,824,561,000
Crop Sales	\$7,070,000	\$1,404,769,000
Livestock Sales	\$21,917,000	\$3,419,792,000
Average Per Farm	\$55,213	\$56,586
Government Payments	\$481,000	\$103,104,000
Average Per Farm Receiving Payments	\$2,600	\$3,494

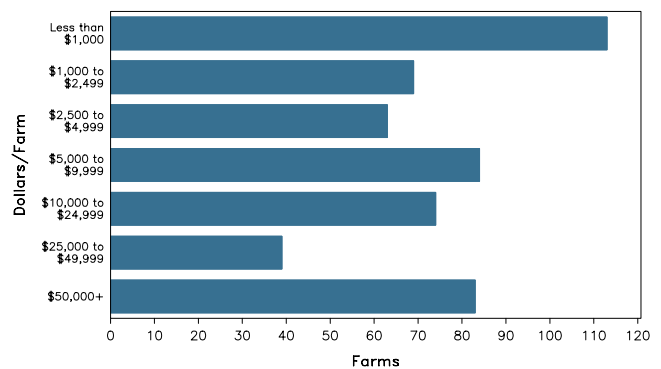
(D) Cannot be disclosed. See "Census of Agriculture, Volume 1, Geographic Area Series" for complete footnotes.
¹ Data were collected for a maximum of three operators per farm.

Farms with Spanish, Hispanic, or Latino Operators

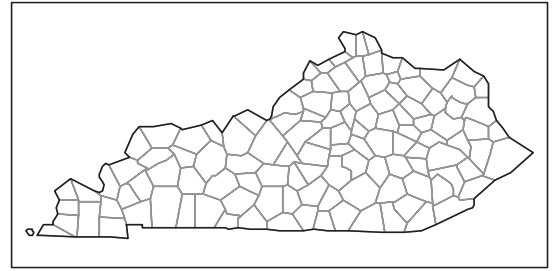
Farms by Size



Farms by Economic Size



2007 CENSUS OF AGRICULTURE



Kentucky

Farms with Native Hawaiian or Other Pacific Islander Operators Compared with All Farms

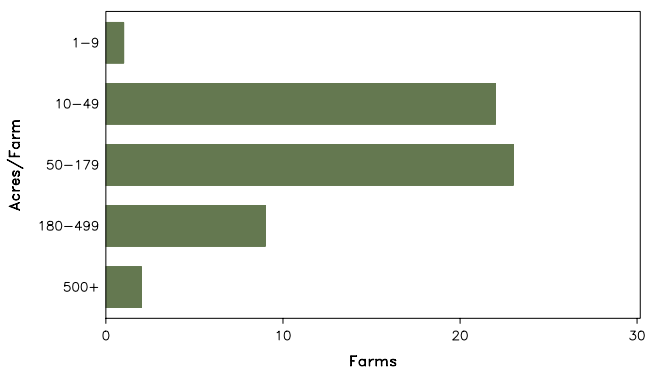
	Native Hawaiian or Other Pacific Islander Operators ²	All Farms
Number of Farm Operators ¹	62	122,647
Number of Farms	57	85,260
Land in Farms	6,599 acres	13,993,121 acres
Average Size of Farm	116 acres	164 acres
Market Value of Products Sold	\$1,208,000	\$4,824,561,000
Crop Sales	\$99,000	\$1,404,769,000
Livestock Sales	\$1,109,000	\$3,419,792,000
Average Per Farm	\$21,193	\$56,586
Government Payments	\$70,000	\$103,104,000
Average Per Farm Receiving Payments	\$3,684	\$3,494

(D) Cannot be disclosed. See "Census of Agriculture, Volume 1, Geographic Area Series" for complete footnotes.

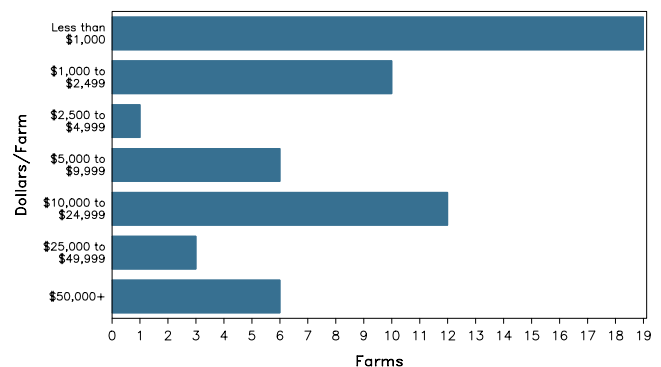
¹ Data were collected for a maximum of three operators per farm. ² Operators reporting selected race alone or in combination with other races.

Farms with Native Hawaiian or Other Pacific Islander Operators

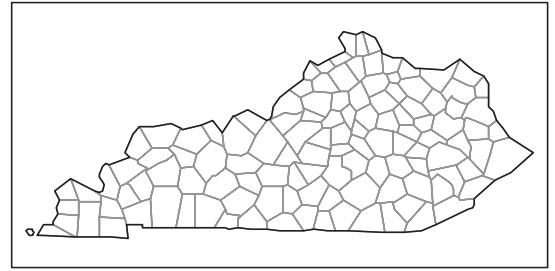
Farms by Size



Farms by Economic Size



2007 CENSUS OF AGRICULTURE



Kentucky

Farms with White Operators Compared with All Farms

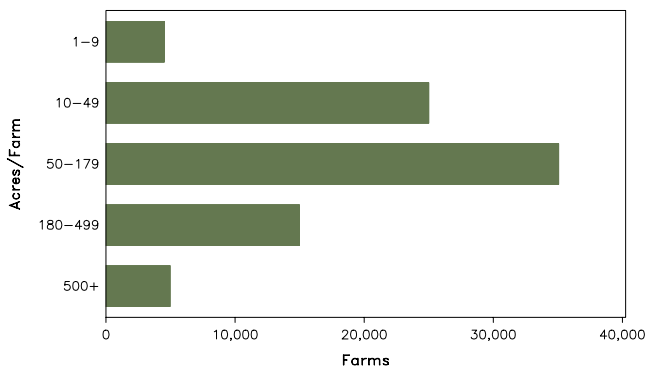
	White Operators ²	All Farms
Number of Farm Operators ¹	121,351	122,647
Number of Farms	84,509	85,260
Land in Farms	13,906,306 acres	13,993,121 acres
Average Size of Farm	165 acres	164 acres
Market Value of Products Sold	\$4,769,532,000	\$4,824,561,000
Crop Sales	\$1,400,804,000	\$1,404,769,000
Livestock Sales	\$3,368,729,000	\$3,419,792,000
Average Per Farm	\$56,438	\$56,586
Government Payments	\$102,569,000	\$103,104,000
Average Per Farm Receiving Payments	\$3,507	\$3,494

(D) Cannot be disclosed. See "Census of Agriculture, Volume 1, Geographic Area Series" for complete footnotes.

¹ Data were collected for a maximum of three operators per farm. ² Operators reporting selected race alone or in combination with other races.

Farms with White Operators

Farms by Size



Farms by Economic Size

