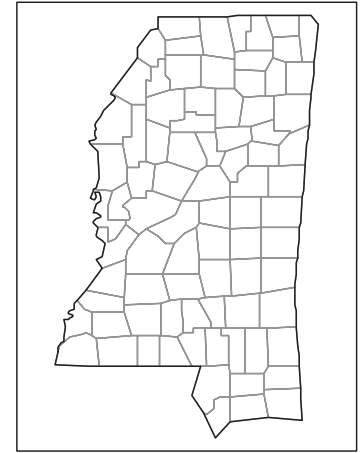


2007 CENSUS OF AGRICULTURE



Mississippi

Farms with American Indian or Alaska Native Operators Compared with All Farms

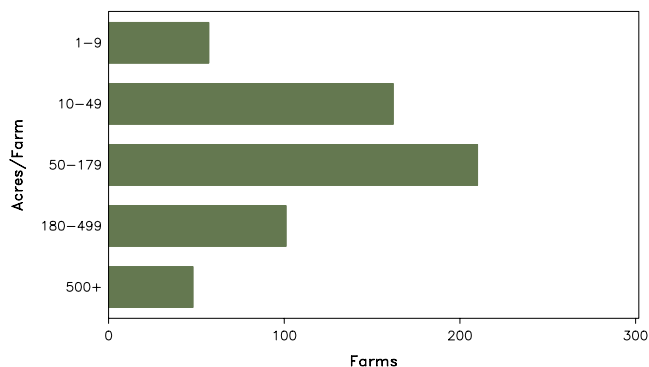
	American Indian or Alaska Native Operators ²	All Farms
Number of Farm Operators ¹	685	59,732
Number of Farms	578	41,959
Land in Farms	139,880 acres	11,456,241 acres
Average Size of Farm	242 acres	273 acres
Market Value of Products Sold	\$35,848,000	\$4,876,781,000
Crop Sales	\$16,000,000	\$1,668,028,000
Livestock Sales	\$19,848,000	\$3,208,753,000
Average Per Farm	\$62,021	\$116,227
Government Payments	\$2,757,000	\$231,382,000
Average Per Farm Receiving Payments	\$11,488	\$13,463

(D) Cannot be disclosed. See "Census of Agriculture, Volume 1, Geographic Area Series" for complete footnotes.

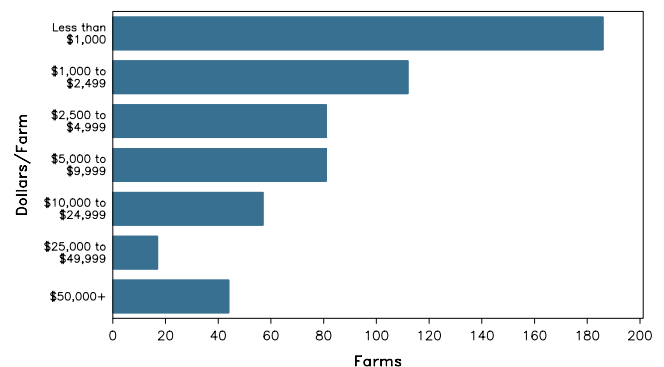
¹ Data were collected for a maximum of three operators per farm. ² Operators reporting selected race alone or in combination with other races.

Farms with American Indian or Alaska Native Operators

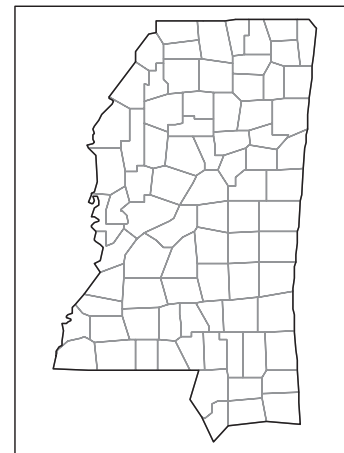
Farms by Size



Farms by Economic Size



2007 CENSUS OF AGRICULTURE



Mississippi

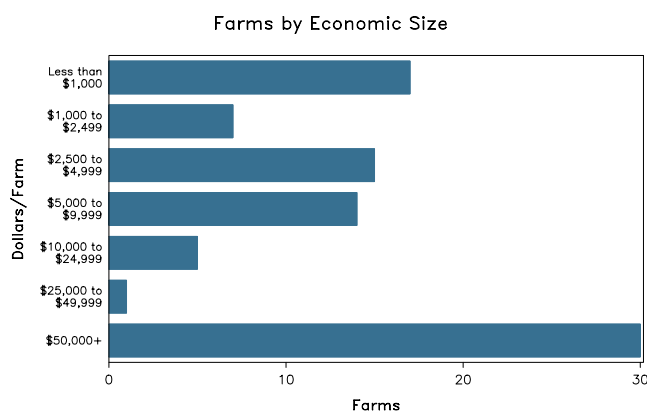
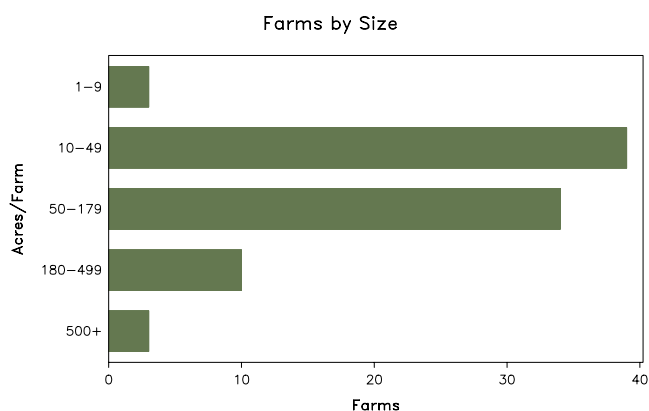
Farms with Asian Operators Compared with All Farms

	Asian Operators ²	All Farms
Number of Farm Operators ¹	115	59,732
Number of Farms	89	41,959
Land in Farms	9,541 acres	11,456,241 acres
Average Size of Farm	107 acres	273 acres
Market Value of Products Sold	\$49,927,000	\$4,876,781,000
Crop Sales	\$731,000	\$1,668,028,000
Livestock Sales	\$49,197,000	\$3,208,753,000
Average Per Farm	\$560,978	\$116,227
Government Payments	\$149,000	\$231,382,000
Average Per Farm Receiving Payments	\$6,478	\$13,463

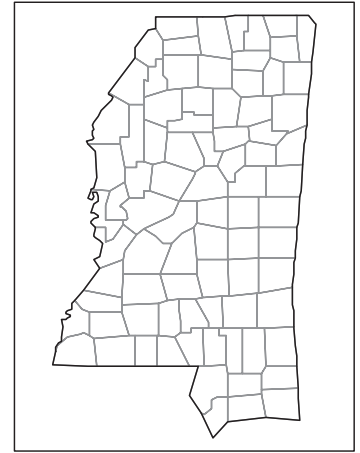
(D) Cannot be disclosed. See "Census of Agriculture, Volume 1, Geographic Area Series" for complete footnotes.

¹ Data were collected for a maximum of three operators per farm. ² Operators reporting selected race alone or in combination with other races.

Farms with Asian Operators



2007 CENSUS OF AGRICULTURE



Mississippi

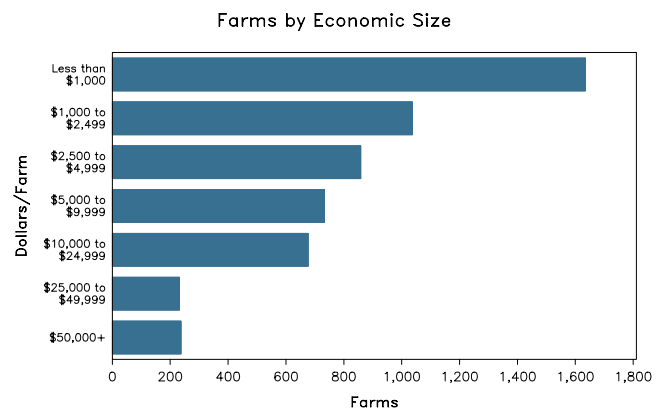
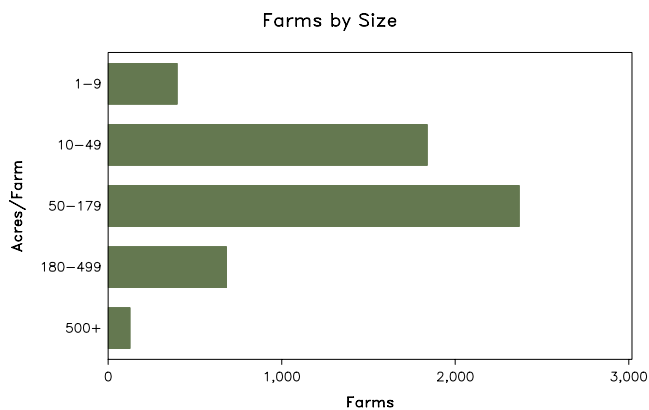
Farms with Black or African American Operators Compared with All Farms

	Black or African American Operators ²	All Farms
Number of Farm Operators ¹	6,714	59,732
Number of Farms	5,409	41,959
Land in Farms	613,460 acres	11,456,241 acres
Average Size of Farm	113 acres	273 acres
Market Value of Products Sold	\$110,141,000	\$4,876,781,000
Crop Sales	\$38,073,000	\$1,668,028,000
Livestock Sales	\$72,068,000	\$3,208,753,000
Average Per Farm	\$20,363	\$116,227
Government Payments	\$8,042,000	\$231,382,000
Average Per Farm Receiving Payments	\$4,246	\$13,463

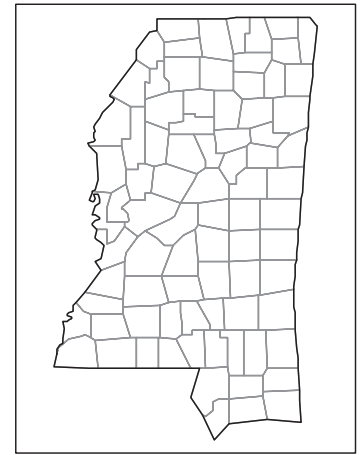
(D) Cannot be disclosed. See "Census of Agriculture, Volume 1, Geographic Area Series" for complete footnotes.

¹ Data were collected for a maximum of three operators per farm. ² Operators reporting selected race alone or in combination with other races.

Farms with Black or African American Operators



2007 CENSUS OF AGRICULTURE



Mississippi

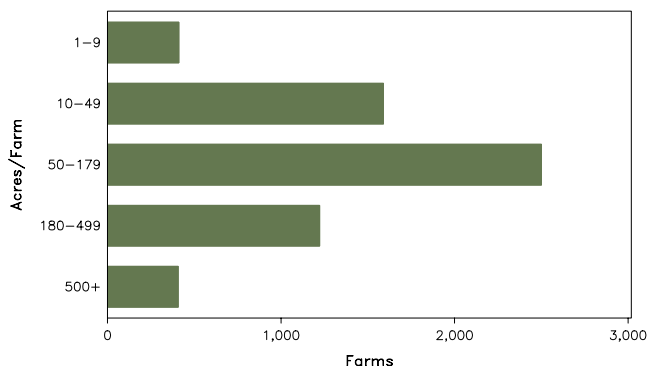
Farms with Women Principal Operators Compared with All Farms

	Women Principal Operators	All Farms
Number of Farms	6,130	41,959
Land in Farms	1,092,940 acres	11,456,241 acres
Average Size of Farm	178 acres	273 acres
Market Value of Products Sold	\$335,048,000	\$4,876,781,000
Crop Sales	\$41,330,000	\$1,668,028,000
Livestock Sales	\$293,718,000	\$3,208,753,000
Average Per Farm	\$54,657	\$116,227
Government Payments	\$16,687,000	\$231,382,000
Average Per Farm Receiving Payments	\$5,518	\$13,463

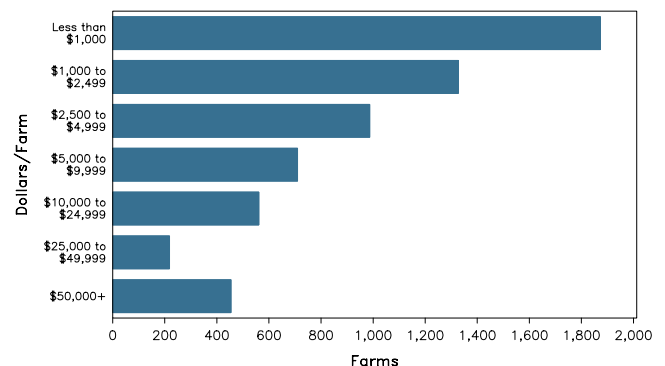
(D) Cannot be disclosed. See "Census of Agriculture, Volume 1, Geographic Area Series" for complete footnotes.

Farms with Women Principal Operators

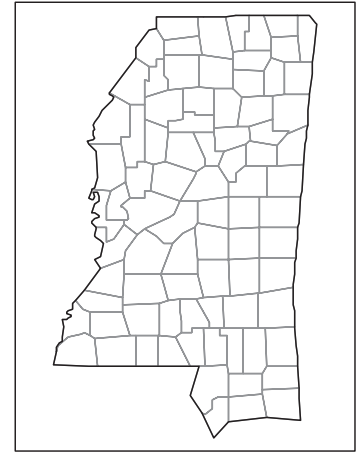
Farms by Size



Farms by Economic Size



2007 CENSUS OF AGRICULTURE



Mississippi

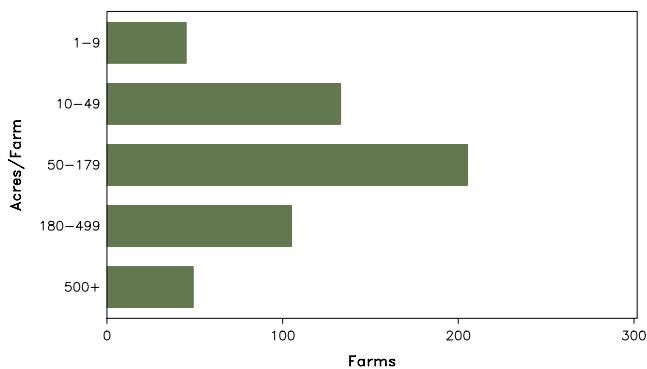
Farms with Spanish, Hispanic, or Latino Operators Compared with All Farms

	Spanish, Hispanic, or Latino Operators	All Farms
Number of Farm Operators ¹	599	59,732
Number of Farms	537	41,959
Land in Farms	141,575 acres	11,456,241 acres
Average Size of Farm	264 acres	273 acres
Market Value of Products Sold	\$109,279,000	\$4,876,781,000
Crop Sales	\$24,844,000	\$1,668,028,000
Livestock Sales	\$84,435,000	\$3,208,753,000
Average Per Farm	\$203,499	\$116,227
Government Payments	\$2,024,000	\$231,382,000
Average Per Farm Receiving Payments	\$10,941	\$13,463

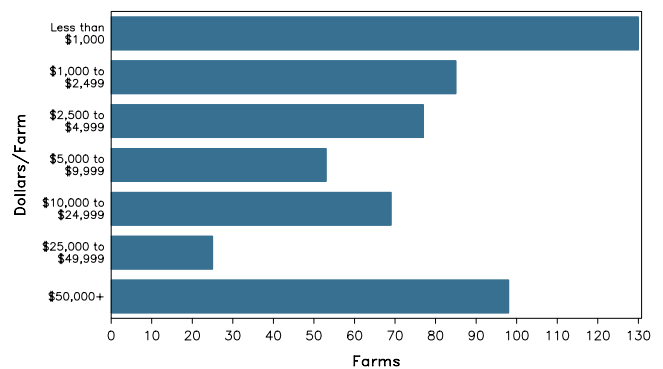
(D) Cannot be disclosed. See "Census of Agriculture, Volume 1, Geographic Area Series" for complete footnotes.
¹ Data were collected for a maximum of three operators per farm.

Farms with Spanish, Hispanic, or Latino Operators

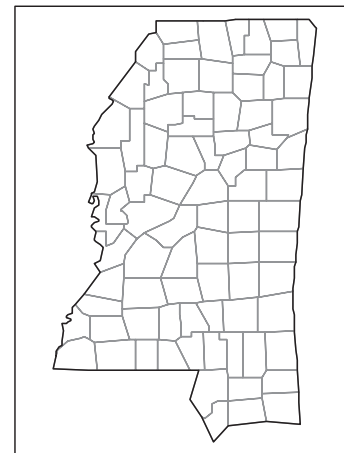
Farms by Size



Farms by Economic Size



2007 CENSUS OF AGRICULTURE



Mississippi

Farms with Native Hawaiian or Other Pacific Islander Operators Compared with All Farms

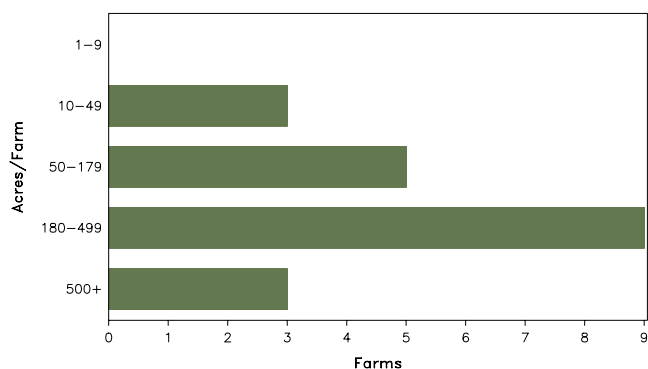
	Native Hawaiian or Other Pacific Islander Operators ²	All Farms
Number of Farm Operators ¹	20	59,732
Number of Farms	20	41,959
Land in Farms	15,454 acres	11,456,241 acres
Average Size of Farm	773 acres	273 acres
Market Value of Products Sold	\$2,096,000	\$4,876,781,000
Crop Sales	(D)	\$1,668,028,000
Livestock Sales	(D)	\$3,208,753,000
Average Per Farm	\$104,800	\$116,227
Government Payments	\$75,000	\$231,382,000
Average Per Farm Receiving Payments	\$7,500	\$13,463

(D) Cannot be disclosed. See "Census of Agriculture, Volume 1, Geographic Area Series" for complete footnotes.

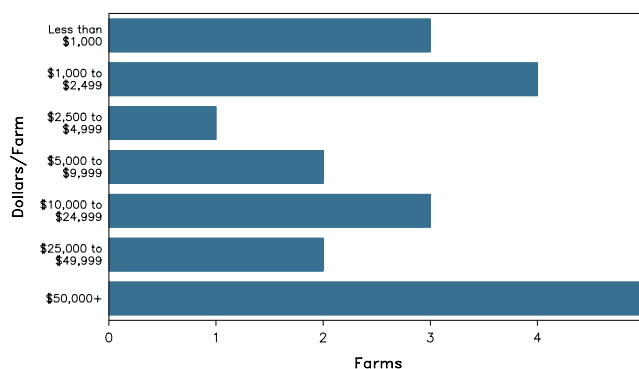
¹ Data were collected for a maximum of three operators per farm. ² Operators reporting selected race alone or in combination with other races.

Farms with Native Hawaiian or Other Pacific Islander Operators

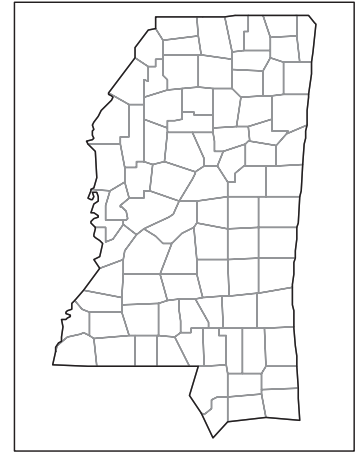
Farms by Size



Farms by Economic Size



2007 CENSUS OF AGRICULTURE



Mississippi

Farms with White Operators Compared with All Farms

	White Operators ²	All Farms
Number of Farm Operators ¹	52,582	59,732
Number of Farms	36,827	41,959
Land in Farms	10,893,472 acres	11,456,241 acres
Average Size of Farm	296 acres	273 acres
Market Value of Products Sold	\$4,738,654,000	\$4,876,781,000
Crop Sales	\$1,639,809,000	\$1,668,028,000
Livestock Sales	\$3,098,845,000	\$3,208,753,000
Average Per Farm	\$128,673	\$116,227
Government Payments	\$224,094,000	\$231,382,000
Average Per Farm Receiving Payments	\$14,525	\$13,463

(D) Cannot be disclosed. See "Census of Agriculture, Volume 1, Geographic Area Series" for complete footnotes.

¹ Data were collected for a maximum of three operators per farm. ² Operators reporting selected race alone or in combination with other races.

Farms with White Operators

