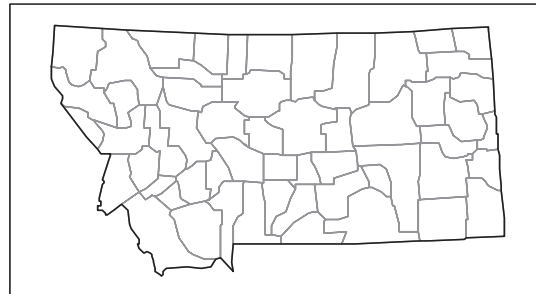


2007 CENSUS OF AGRICULTURE



Montana

Farms with American Indian or Alaska Native Operators Compared with All Farms

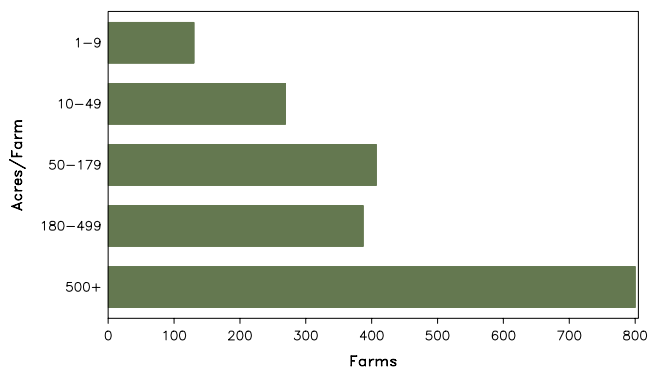
	American Indian or Alaska Native Operators ²	All Farms
Number of Farm Operators ¹	2,359	45,925
Number of Farms	1,993	29,524
Land in Farms	4,813,867 acres	61,388,462 acres
Average Size of Farm	2,415 acres	2,079 acres
Market Value of Products Sold	\$89,930,000	\$2,803,062,000
Crop Sales	\$32,156,000	\$1,273,721,000
Livestock Sales	\$57,773,000	\$1,529,340,000
Average Per Farm	\$45,123	\$94,942
Government Payments	\$9,013,000	\$221,977,000
Average Per Farm Receiving Payments	\$14,467	\$16,971

(D) Cannot be disclosed. See "Census of Agriculture, Volume 1, Geographic Area Series" for complete footnotes.

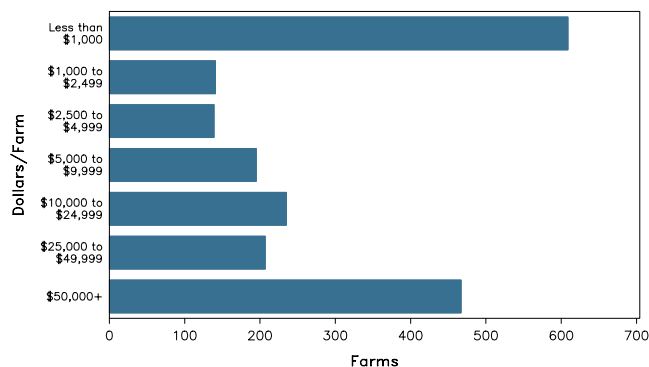
¹ Data were collected for a maximum of three operators per farm. ² Operators reporting selected race alone or in combination with other races.

Farms with American Indian or Alaska Native Operators

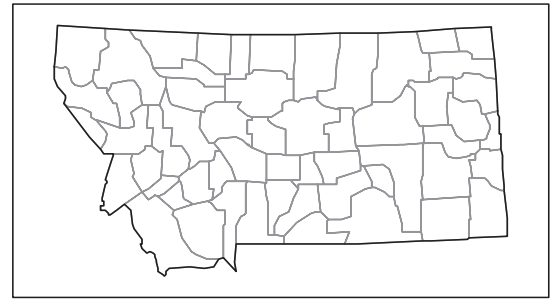
Farms by Size



Farms by Economic Size



2007 CENSUS OF AGRICULTURE



Montana

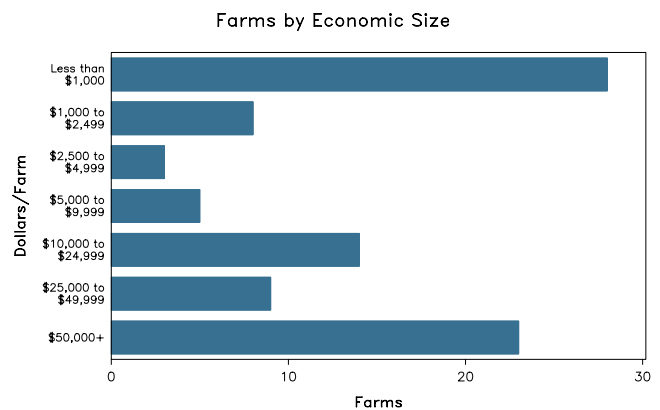
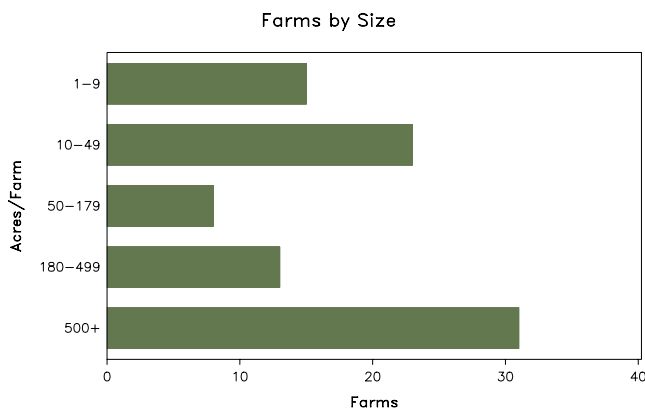
Farms with Asian Operators Compared with All Farms

	Asian Operators ²	All Farms
Number of Farm Operators ¹	104	45,925
Number of Farms	90	29,524
Land in Farms	157,576 acres	61,388,462 acres
Average Size of Farm	1,751 acres	2,079 acres
Market Value of Products Sold	\$9,067,000	\$2,803,062,000
Crop Sales	\$2,928,000	\$1,273,721,000
Livestock Sales	\$6,139,000	\$1,529,340,000
Average Per Farm	\$100,744	\$94,942
Government Payments	\$542,000	\$221,977,000
Average Per Farm Receiving Payments	\$16,938	\$16,971

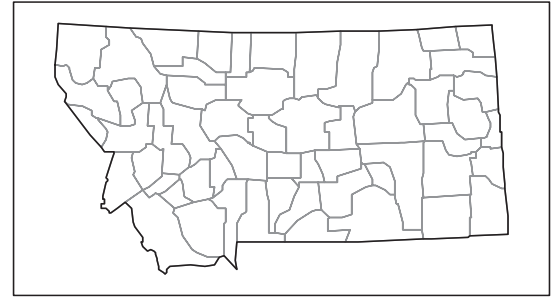
(D) Cannot be disclosed. See "Census of Agriculture, Volume 1, Geographic Area Series" for complete footnotes.

¹Data were collected for a maximum of three operators per farm. ²Operators reporting selected race alone or in combination with other races.

Farms with Asian Operators



2007 CENSUS OF AGRICULTURE



Montana

Farms with Black or African American Operators Compared with All Farms

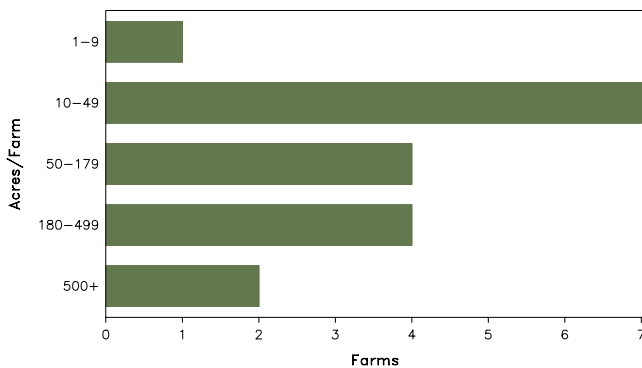
	Black or African American Operators ²	All Farms
Number of Farm Operators ¹	18	45,925
Number of Farms	18	29,524
Land in Farms	6,536 acres	61,388,462 acres
Average Size of Farm	363 acres	2,079 acres
Market Value of Products Sold		
Crop Sales	\$679,000	\$2,803,062,000
Livestock Sales	\$469,000	\$1,273,721,000
Average Per Farm	\$211,000	\$1,529,340,000
	\$37,722	\$94,942
Government Payments		
Average Per Farm Receiving Payments	\$129,000	\$221,977,000
	\$21,500	\$16,971

(D) Cannot be disclosed. See "Census of Agriculture, Volume 1, Geographic Area Series" for complete footnotes.

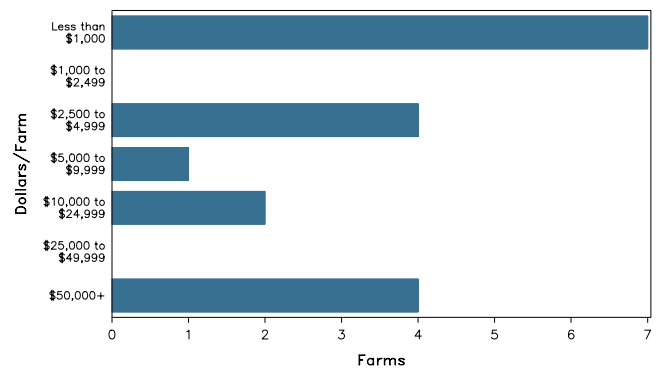
¹ Data were collected for a maximum of three operators per farm. ² Operators reporting selected race alone or in combination with other races.

Farms with Black or African American Operators

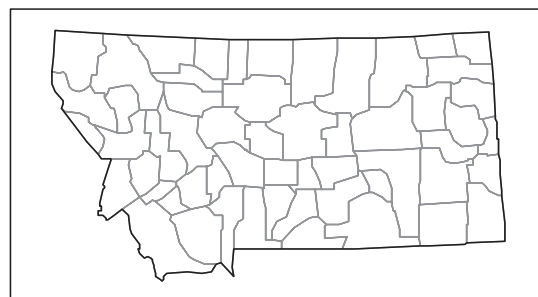
Farms by Size



Farms by Economic Size



2007 CENSUS OF AGRICULTURE



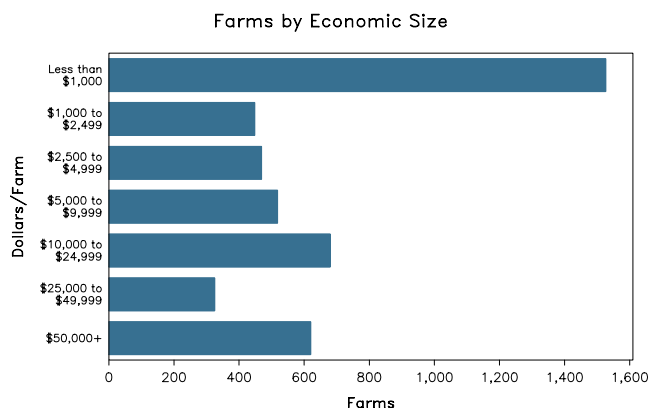
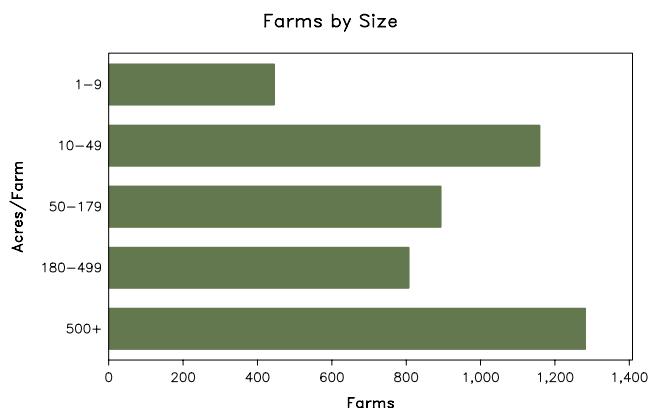
Montana

Farms with Women Principal Operators Compared with All Farms

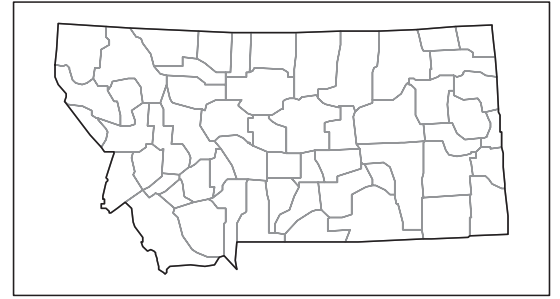
	Women Principal Operators	All Farms
Number of Farms	4,586	29,524
Land in Farms	3,867,449 acres	61,388,462 acres
Average Size of Farm	843 acres	2,079 acres
Market Value of Products Sold	\$124,893,000	\$2,803,062,000
Crop Sales	\$53,443,000	\$1,273,721,000
Livestock Sales	\$71,450,000	\$1,529,340,000
Average Per Farm	\$27,234	\$94,942
Government Payments	\$21,713,000	\$221,977,000
Average Per Farm Receiving Payments	\$13,112	\$16,971

(D) Cannot be disclosed. See "Census of Agriculture, Volume 1, Geographic Area Series" for complete footnotes.

Farms with Women Principal Operators



2007 CENSUS OF AGRICULTURE



Montana

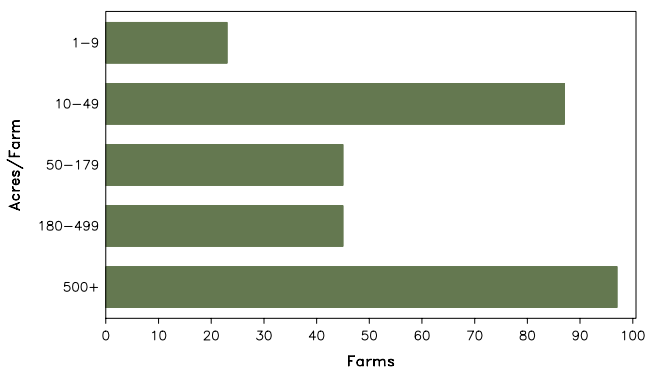
Farms with Spanish, Hispanic, or Latino Operators Compared with All Farms

	Spanish, Hispanic, or Latino Operators	All Farms
Number of Farm Operators ¹	345	45,925
Number of Farms	297	29,524
Land in Farms	502,722 acres	61,388,462 acres
Average Size of Farm	1,693 acres	2,079 acres
Market Value of Products Sold	\$31,679,000	\$2,803,062,000
Crop Sales	\$10,548,000	\$1,273,721,000
Livestock Sales	\$21,131,000	\$1,529,340,000
Average Per Farm	\$106,663	\$94,942
Government Payments	\$1,472,000	\$221,977,000
Average Per Farm Receiving Payments	\$13,757	\$16,971

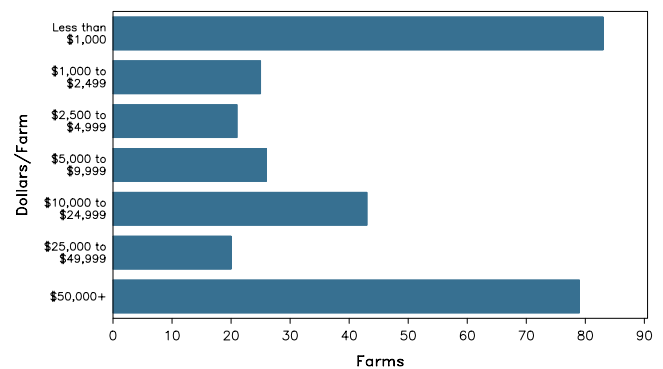
(D) Cannot be disclosed. See "Census of Agriculture, Volume 1, Geographic Area Series" for complete footnotes.
¹ Data were collected for a maximum of three operators per farm.

Farms with Spanish, Hispanic, or Latino Operators

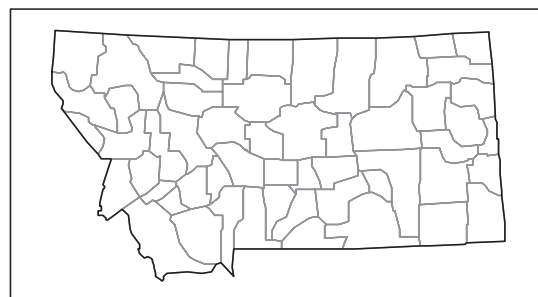
Farms by Size



Farms by Economic Size



2007 CENSUS OF AGRICULTURE



Montana

Farms with Native Hawaiian or Other Pacific Islander Operators Compared with All Farms

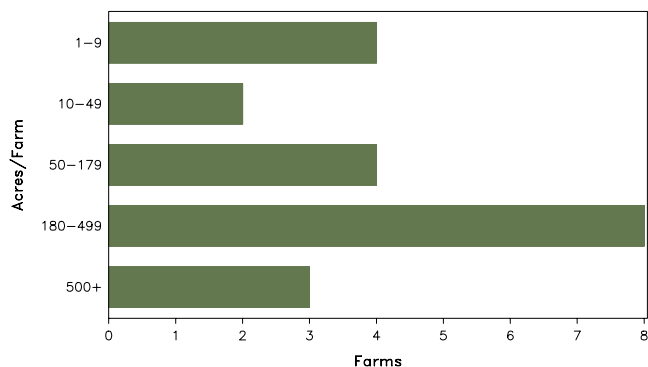
	Native Hawaiian or Other Pacific Islander Operators ²	All Farms
Number of Farm Operators ¹	23	45,925
Number of Farms	21	29,524
Land in Farms	12,189 acres	61,388,462 acres
Average Size of Farm	580 acres	2,079 acres
Market Value of Products Sold	(D)	\$2,803,062,000
Crop Sales	(D)	\$1,273,721,000
Livestock Sales	\$160,000	\$1,529,340,000
Average Per Farm	(D)	\$94,942
Government Payments	(D)	\$221,977,000
Average Per Farm Receiving Payments	(D)	\$16,971

(D) Cannot be disclosed. See "Census of Agriculture, Volume 1, Geographic Area Series" for complete footnotes.

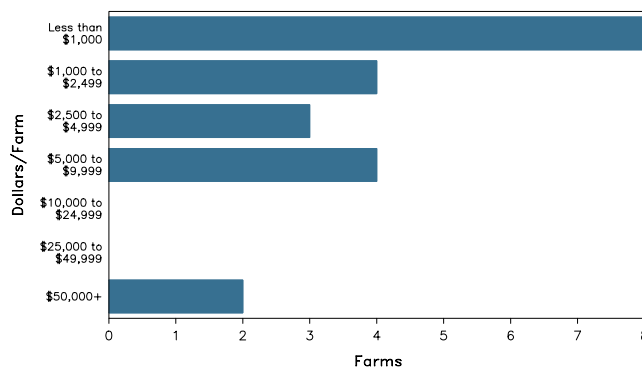
¹ Data were collected for a maximum of three operators per farm. ² Operators reporting selected race alone or in combination with other races.

Farms with Native Hawaiian or Other Pacific Islander Operators

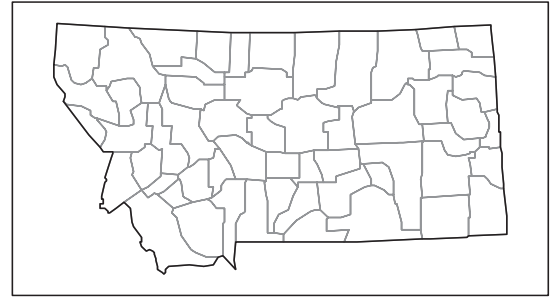
Farms by Size



Farms by Economic Size



2007 CENSUS OF AGRICULTURE



Montana

Farms with White Operators Compared with All Farms

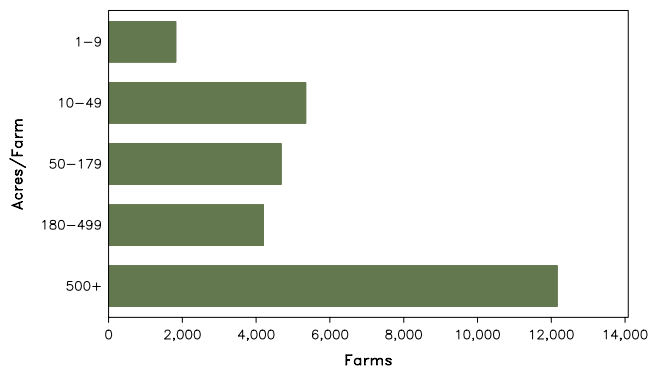
	White Operators ²	All Farms
Number of Farm Operators ¹	43,793	45,925
Number of Farms	28,203	29,524
Land in Farms	57,578,941 acres	61,388,462 acres
Average Size of Farm	2,042 acres	2,079 acres
Market Value of Products Sold	\$2,752,442,000	\$2,803,062,000
Crop Sales	\$1,257,886,000	\$1,273,721,000
Livestock Sales	\$1,494,556,000	\$1,529,340,000
Average Per Farm	\$97,594	\$94,942
Government Payments	\$216,509,000	\$221,977,000
Average Per Farm Receiving Payments	\$17,049	\$16,971

(D) Cannot be disclosed. See "Census of Agriculture, Volume 1, Geographic Area Series" for complete footnotes.

¹ Data were collected for a maximum of three operators per farm. ² Operators reporting selected race alone or in combination with other races.

Farms with White Operators

Farms by Size



Farms by Economic Size

