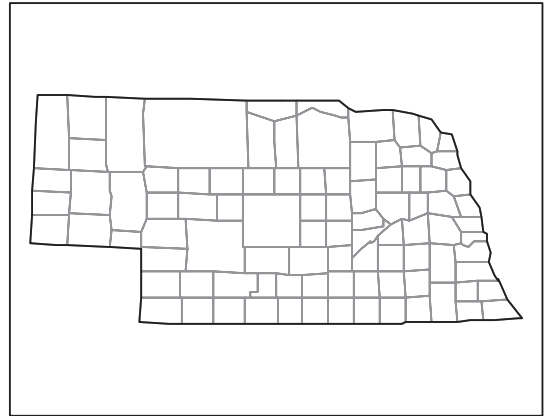


2007 CENSUS OF AGRICULTURE



Nebraska

Farms with American Indian or Alaska Native Operators Compared with All Farms

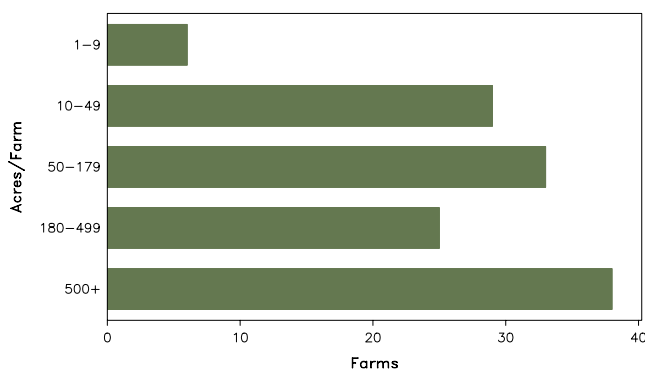
	American Indian or Alaska Native Operators ²	All Farms
Number of Farm Operators ¹	147	70,690
Number of Farms	131	47,712
Land in Farms	76,840 acres	45,480,358 acres
Average Size of Farm	587 acres	953 acres
Market Value of Products Sold	\$10,296,000	\$15,506,035,000
Crop Sales	\$6,457,000	\$6,843,325,000
Livestock Sales	\$3,839,000	\$8,662,710,000
Average Per Farm	\$78,595	\$324,992
Government Payments	\$691,000	\$387,340,000
Average Per Farm Receiving Payments	\$8,859	\$11,091

(D) Cannot be disclosed. See "Census of Agriculture, Volume 1, Geographic Area Series" for complete footnotes.

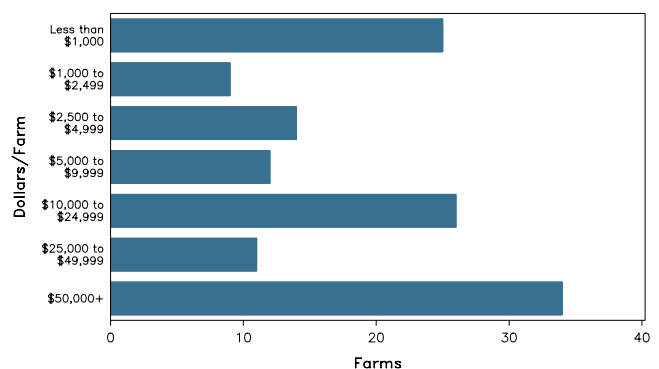
¹ Data were collected for a maximum of three operators per farm. ² Operators reporting selected race alone or in combination with other races.

Farms with American Indian or Alaska Native Operators

Farms by Size



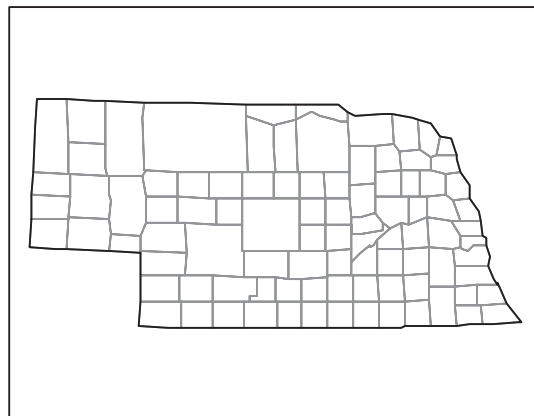
Farms by Economic Size



United States Department of Agriculture
National Agricultural Statistics Service

www.agcensus.usda.gov

2007 CENSUS OF AGRICULTURE



Nebraska

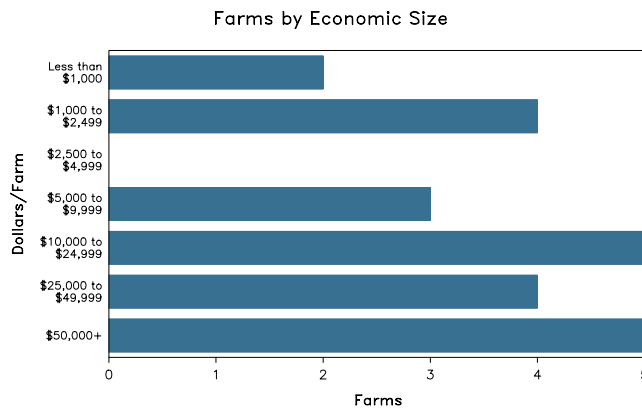
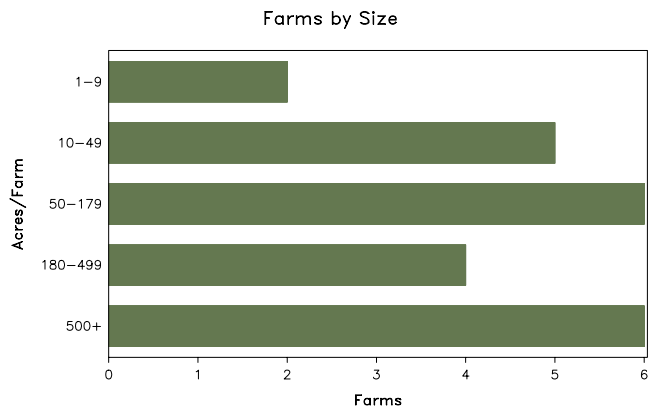
Farms with Asian Operators Compared with All Farms

	Asian Operators ²	All Farms
Number of Farm Operators ¹	27	70,690
Number of Farms	23	47,712
Land in Farms	7,819 acres	45,480,358 acres
Average Size of Farm	340 acres	953 acres
Market Value of Products Sold	\$1,033,000	\$15,506,035,000
Crop Sales	(D)	\$6,843,325,000
Livestock Sales	(D)	\$8,662,710,000
Average Per Farm	\$44,913	\$324,992
Government Payments	\$102,000	\$387,340,000
Average Per Farm Receiving Payments	\$5,100	\$11,091

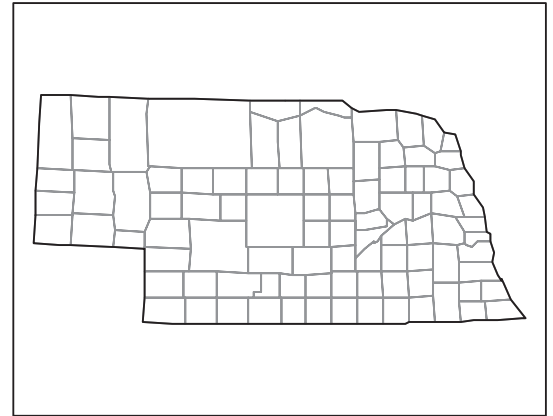
(D) Cannot be disclosed. See "Census of Agriculture, Volume 1, Geographic Area Series" for complete footnotes.

¹ Data were collected for a maximum of three operators per farm. ² Operators reporting selected race alone or in combination with other races.

Farms with Asian Operators



2007 CENSUS OF AGRICULTURE



Nebraska

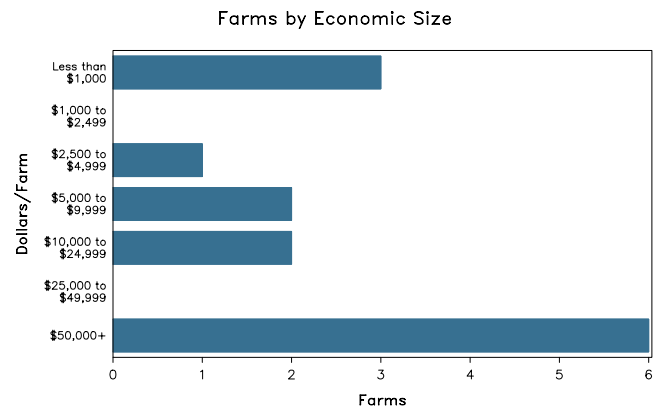
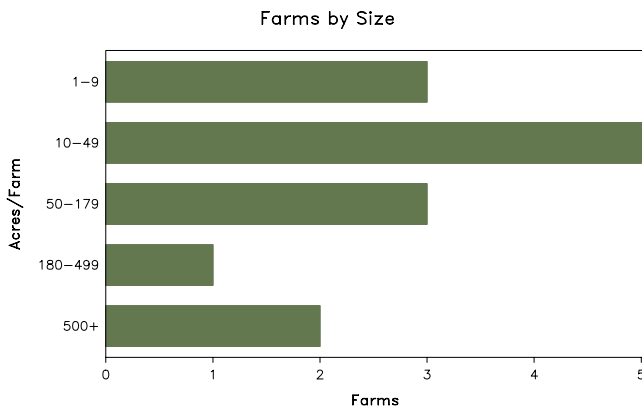
Farms with Black or African American Operators Compared with All Farms

	Black or African American Operators ²	All Farms
Number of Farm Operators ¹	14	70,690
Number of Farms	14	47,712
Land in Farms	1,991 acres	45,480,358 acres
Average Size of Farm	142 acres	953 acres
Market Value of Products Sold	\$1,588,000	\$15,506,035,000
Crop Sales	\$821,000	\$6,843,325,000
Livestock Sales	\$767,000	\$8,662,710,000
Average Per Farm	\$113,429	\$324,992
Government Payments	\$49,000	\$387,340,000
Average Per Farm Receiving Payments	\$16,333	\$11,091

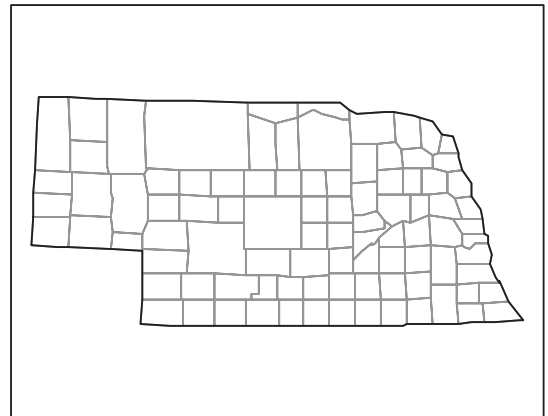
(D) Cannot be disclosed. See "Census of Agriculture, Volume 1, Geographic Area Series" for complete footnotes.

¹ Data were collected for a maximum of three operators per farm. ² Operators reporting selected race alone or in combination with other races.

Farms with Black or African American Operators



2007 CENSUS OF AGRICULTURE



Nebraska

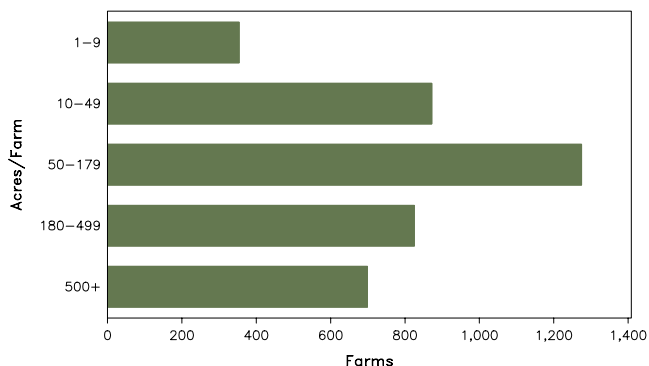
Farms with Women Principal Operators Compared with All Farms

	Women Principal Operators	All Farms
Number of Farms	4,025	47,712
Land in Farms	2,231,833 acres	45,480,358 acres
Average Size of Farm	554 acres	953 acres
Market Value of Products Sold	\$259,388,000	\$15,506,035,000
Crop Sales	\$124,700,000	\$6,843,325,000
Livestock Sales	\$134,688,000	\$8,662,710,000
Average Per Farm	\$64,444	\$324,992
Government Payments	\$18,201,000	\$387,340,000
Average Per Farm Receiving Payments	\$7,240	\$11,091

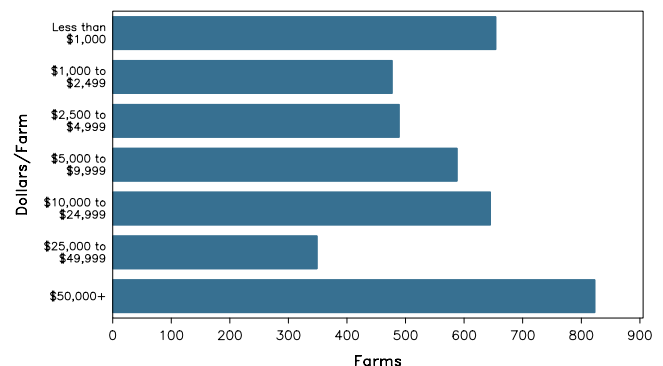
(D) Cannot be disclosed. See "Census of Agriculture, Volume 1, Geographic Area Series" for complete footnotes.

Farms with Women Principal Operators

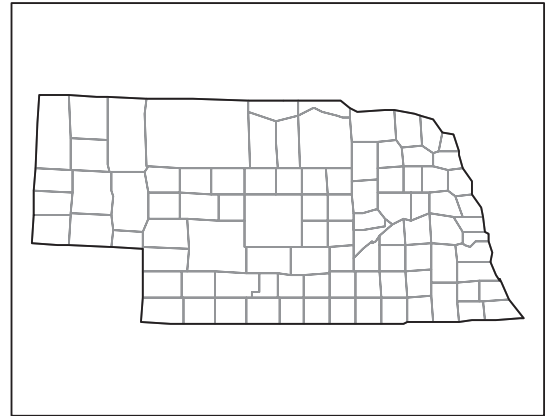
Farms by Size



Farms by Economic Size



2007 CENSUS OF AGRICULTURE



Nebraska

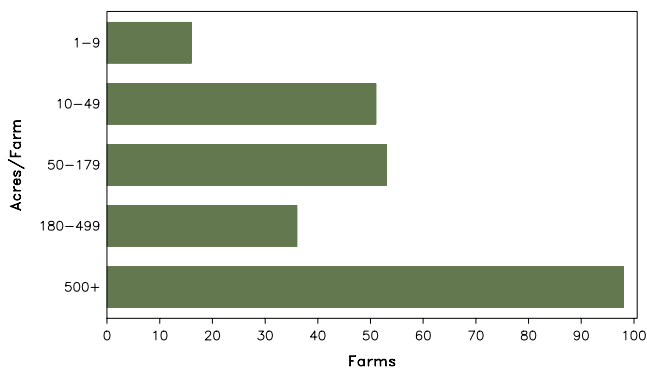
Farms with Spanish, Hispanic, or Latino Operators Compared with All Farms

	Spanish, Hispanic, or Latino Operators	All Farms
Number of Farm Operators ¹	288	70,690
Number of Farms	254	47,712
Land in Farms	234,044 acres	45,480,358 acres
Average Size of Farm	921 acres	953 acres
Market Value of Products Sold	\$63,167,000	\$15,506,035,000
Crop Sales	\$31,517,000	\$6,843,325,000
Livestock Sales	\$31,650,000	\$8,662,710,000
Average Per Farm	\$248,689	\$324,992
Government Payments	\$1,915,000	\$387,340,000
Average Per Farm Receiving Payments	\$11,969	\$11,091

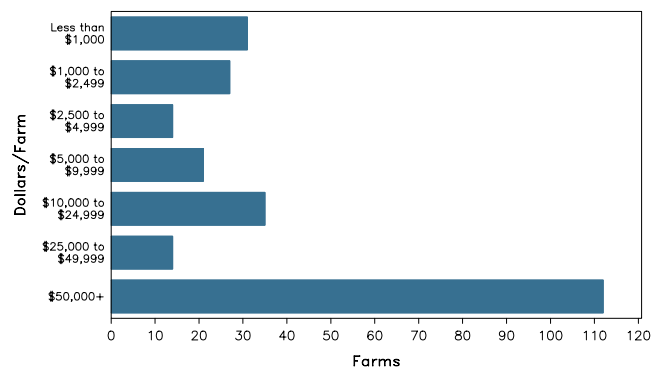
(D) Cannot be disclosed. See "Census of Agriculture, Volume 1, Geographic Area Series" for complete footnotes.
¹ Data were collected for a maximum of three operators per farm.

Farms with Spanish, Hispanic, or Latino Operators

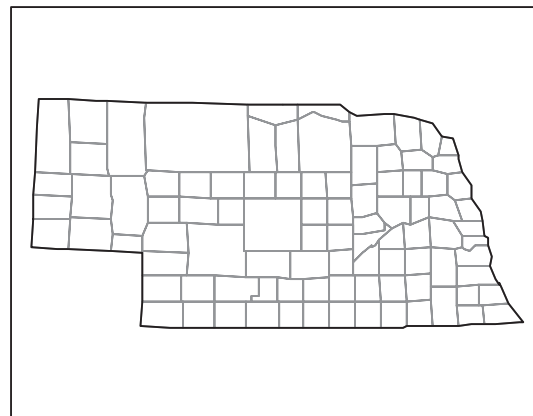
Farms by Size



Farms by Economic Size



2007 CENSUS OF AGRICULTURE



Nebraska

Farms with Native Hawaiian or Other Pacific Islander Operators Compared with All Farms

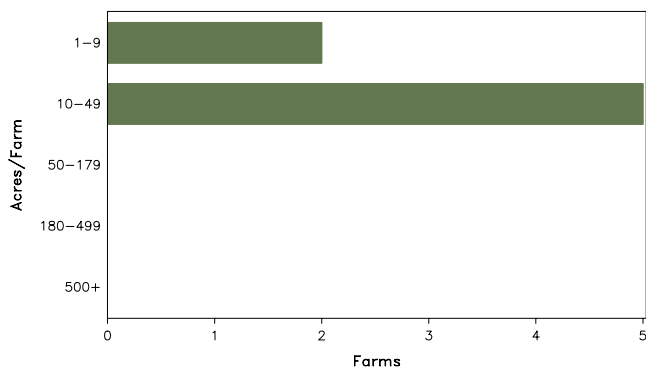
	Native Hawaiian or Other Pacific Islander Operators ²	All Farms
Number of Farm Operators ¹	7	70,690
Number of Farms	7	47,712
Land in Farms	129 acres	45,480,358 acres
Average Size of Farm	18 acres	953 acres
Market Value of Products Sold	(D)	\$15,506,035,000
Crop Sales	\$5,000	\$6,843,325,000
Livestock Sales	(D)	\$8,662,710,000
Average Per Farm	(D)	\$324,992
Government Payments	(D)	\$387,340,000
Average Per Farm Receiving Payments	(D)	\$11,091

(D) Cannot be disclosed. See "Census of Agriculture, Volume 1, Geographic Area Series" for complete footnotes.

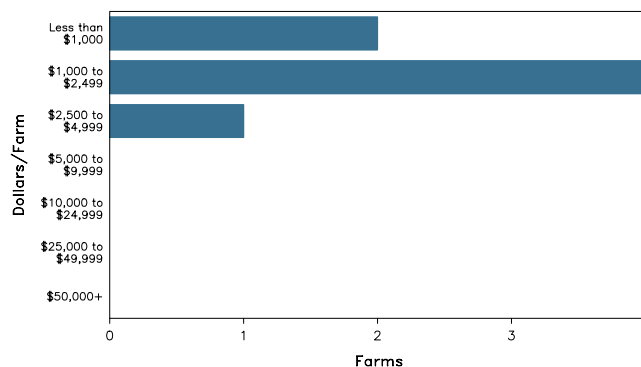
¹ Data were collected for a maximum of three operators per farm. ² Operators reporting selected race alone or in combination with other races.

Farms with Native Hawaiian or Other Pacific Islander Operators

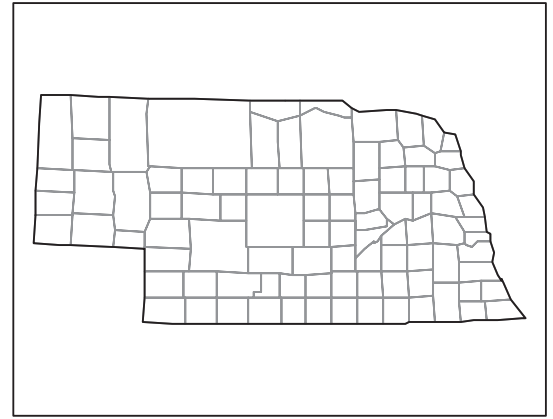
Farms by Size



Farms by Economic Size



2007 CENSUS OF AGRICULTURE



Nebraska

Farms with White Operators Compared with All Farms

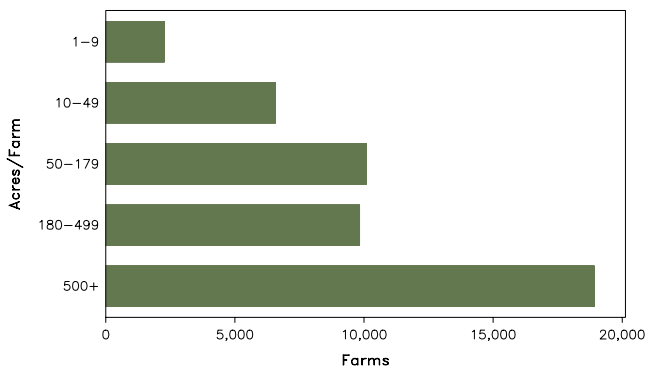
	White Operators ²	All Farms
Number of Farm Operators ¹	70,587	70,690
Number of Farms	47,663	47,712
Land in Farms	45,450,777 acres	45,480,358 acres
Average Size of Farm	954 acres	953 acres
Market Value of Products Sold	\$15,503,746,000	\$15,506,035,000
Crop Sales	\$6,842,248,000	\$6,843,325,000
Livestock Sales	\$8,661,498,000	\$8,662,710,000
Average Per Farm	\$325,278	\$324,992
Government Payments	\$387,133,000	\$387,340,000
Average Per Farm Receiving Payments	\$11,095	\$11,091

(D) Cannot be disclosed. See "Census of Agriculture, Volume 1, Geographic Area Series" for complete footnotes.

¹ Data were collected for a maximum of three operators per farm. ² Operators reporting selected race alone or in combination with other races.

Farms with White Operators

Farms by Size



Farms by Economic Size

