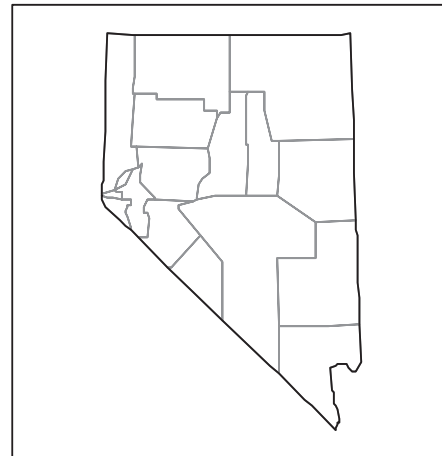


# 2007 CENSUS OF AGRICULTURE



## Nevada

### Farms with American Indian or Alaska Native Operators Compared with All Farms

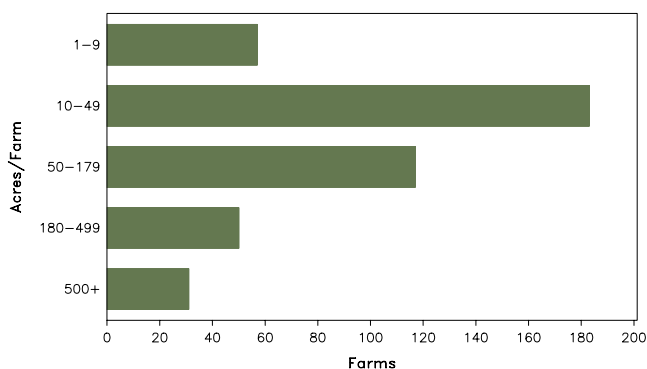
	American Indian or Alaska Native Operators <sup>2</sup>	All Farms
<b>Number of Farm Operators <sup>1</sup></b>	525	4,969
<b>Number of Farms</b>	438	3,131
<b>Land in Farms</b>	1,106,865 acres	5,865,392 acres
<b>Average Size of Farm</b>	2,527 acres	1,873 acres
<b>Market Value of Products Sold</b>	\$10,849,000	\$513,269,000
Crop Sales	\$4,380,000	\$219,341,000
Livestock Sales	\$6,469,000	\$293,928,000
Average Per Farm	\$24,769	\$163,931
<b>Government Payments</b>	\$986,000	\$4,007,000
Average Per Farm Receiving Payments	\$13,147	\$12,106

(D) Cannot be disclosed. See "Census of Agriculture, Volume 1, Geographic Area Series" for complete footnotes.

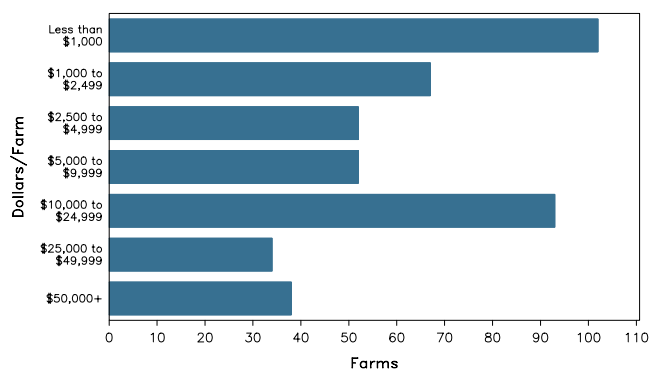
<sup>1</sup> Data were collected for a maximum of three operators per farm. <sup>2</sup> Operators reporting selected race alone or in combination with other races.

#### Farms with American Indian or Alaska Native Operators

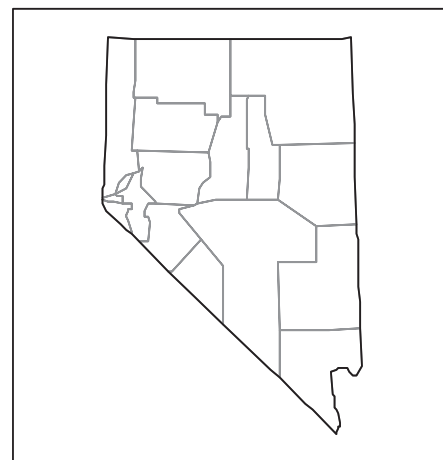
Farms by Size



Farms by Economic Size



# 2007 CENSUS OF AGRICULTURE



## Nevada

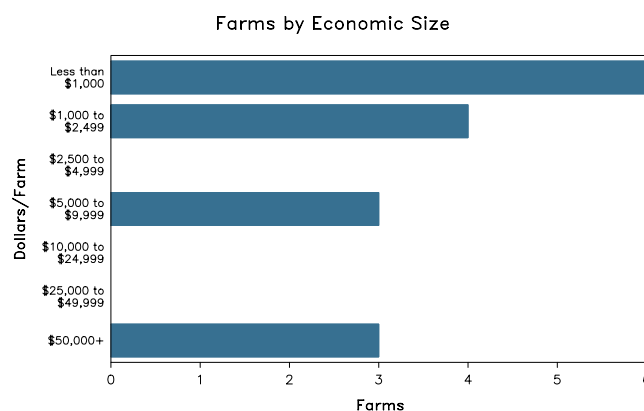
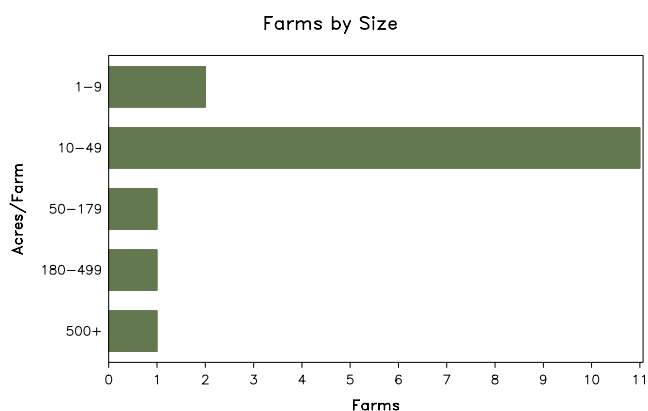
### Farms with Asian Operators Compared with All Farms

	Asian Operators <sup>2</sup>	All Farms
<b>Number of Farm Operators <sup>1</sup></b>	17	4,969
<b>Number of Farms</b>	16	3,131
<b>Land in Farms</b>	3,705 acres	5,865,392 acres
<b>Average Size of Farm</b>	232 acres	1,873 acres
<b>Market Value of Products Sold</b>	\$1,113,000	\$513,269,000
Crop Sales	(D)	\$219,341,000
Livestock Sales	(D)	\$293,928,000
Average Per Farm	\$69,563	\$163,931
<b>Government Payments</b>	-	\$4,007,000
Average Per Farm Receiving Payments	-	\$12,106

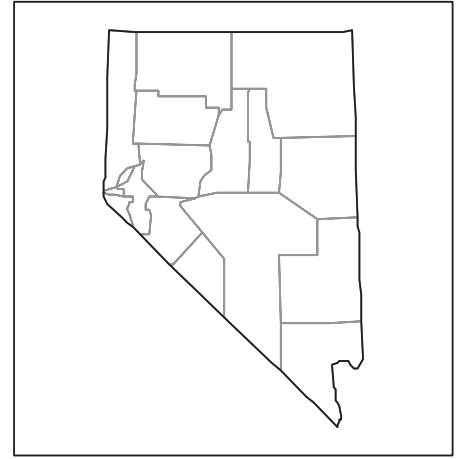
(D) Cannot be disclosed. See "Census of Agriculture, Volume 1, Geographic Area Series" for complete footnotes.

<sup>1</sup> Data were collected for a maximum of three operators per farm. <sup>2</sup> Operators reporting selected race alone or in combination with other races.

### Farms with Asian Operators



# 2007 CENSUS OF AGRICULTURE



## Nevada

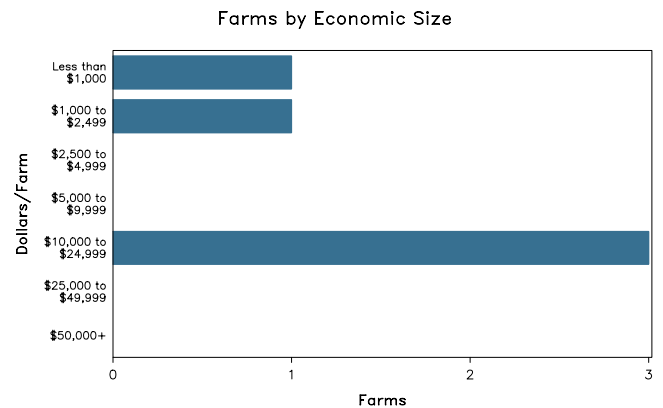
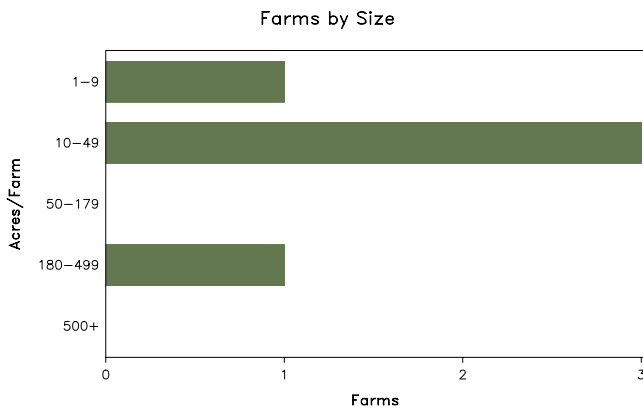
### Farms with Black or African American Operators Compared with All Farms

	Black or African American Operators <sup>2</sup>	All Farms
<b>Number of Farm Operators</b> <sup>1</sup>	5	4,969
<b>Number of Farms</b>	5	3,131
<b>Land in Farms</b>	(D)	5,865,392 acres
<b>Average Size of Farm</b>	(D)	1,873 acres
<b>Market Value of Products Sold</b>	\$32,000	\$513,269,000
Crop Sales	(D)	\$219,341,000
Livestock Sales	(D)	\$293,928,000
Average Per Farm	\$6,400	\$163,931
<b>Government Payments</b>	-	\$4,007,000
Average Per Farm Receiving Payments	-	\$12,106

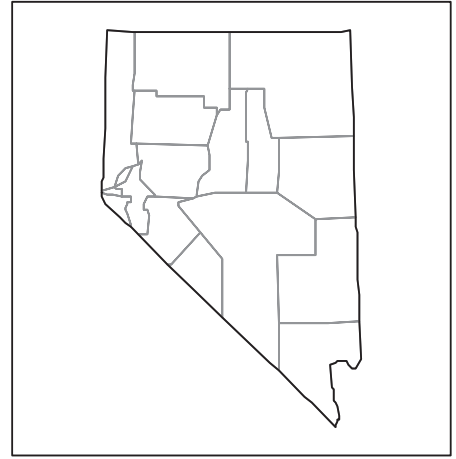
(D) Cannot be disclosed. See "Census of Agriculture, Volume 1, Geographic Area Series" for complete footnotes.

<sup>1</sup> Data were collected for a maximum of three operators per farm. <sup>2</sup> Operators reporting selected race alone or in combination with other races.

#### Farms with Black or African American Operators



# 2007 CENSUS OF AGRICULTURE



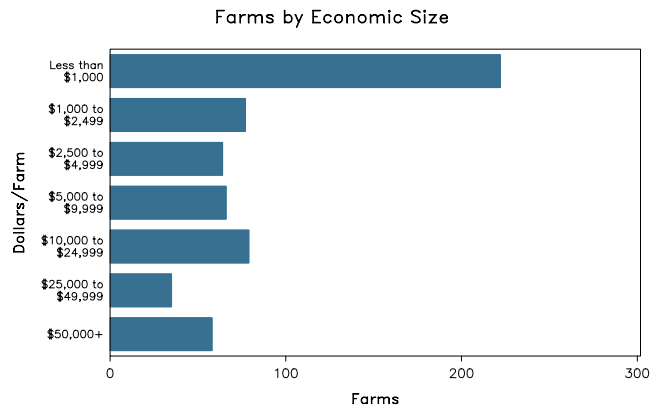
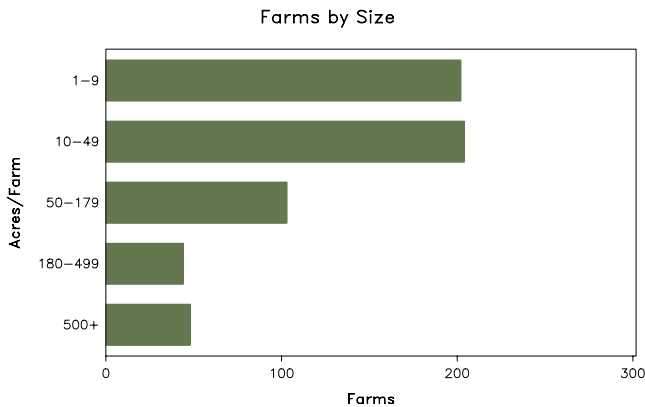
## Nevada

### Farms with Women Principal Operators Compared with All Farms

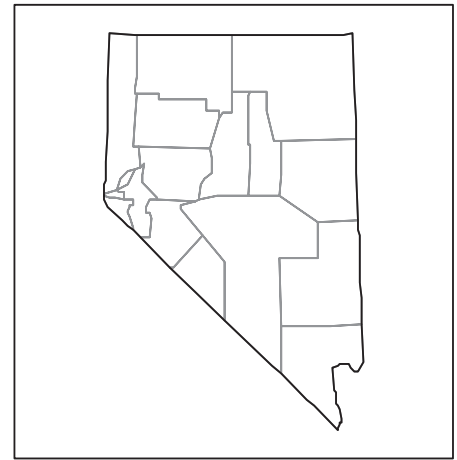
	Women Principal Operators	All Farms
<b>Number of Farms</b>	601	3,131
<b>Land in Farms</b>	165,205 acres	5,865,392 acres
<b>Average Size of Farm</b>	275 acres	1,873 acres
<b>Market Value of Products Sold</b>	\$17,801,000	\$513,269,000
Crop Sales	\$6,004,000	\$219,341,000
Livestock Sales	\$11,797,000	\$293,928,000
Average Per Farm	\$29,619	\$163,931
<b>Government Payments</b>	\$478,000	\$4,007,000
Average Per Farm Receiving Payments	\$12,256	\$12,106

(D) Cannot be disclosed. See "Census of Agriculture, Volume 1, Geographic Area Series" for complete footnotes.

### Farms with Women Principal Operators



# 2007 CENSUS OF AGRICULTURE



## Nevada

### Farms with Spanish, Hispanic, or Latino Operators Compared with All Farms

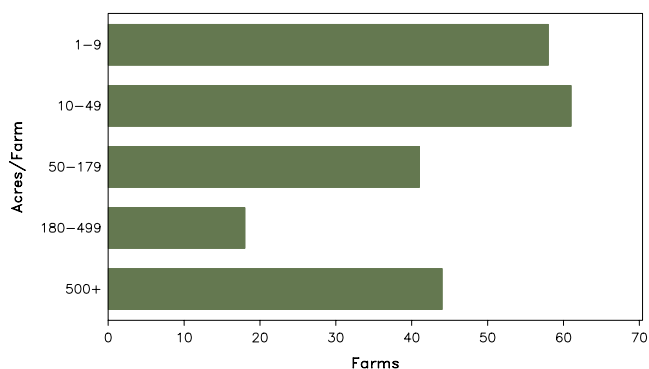
	Spanish, Hispanic, or Latino Operators	All Farms
<b>Number of Farm Operators</b> <sup>1</sup>	260	4,969
<b>Number of Farms</b>	222	3,131
<b>Land in Farms</b>	120,859 acres	5,865,392 acres
<b>Average Size of Farm</b>	544 acres	1,873 acres
<b>Market Value of Products Sold</b>	\$24,009,000	\$513,269,000
Crop Sales	\$16,646,000	\$219,341,000
Livestock Sales	\$7,364,000	\$293,928,000
Average Per Farm	\$108,149	\$163,931
<b>Government Payments</b>	\$337,000	\$4,007,000
Average Per Farm Receiving Payments	\$12,962	\$12,106

(D) Cannot be disclosed. See "Census of Agriculture, Volume 1, Geographic Area Series" for complete footnotes.

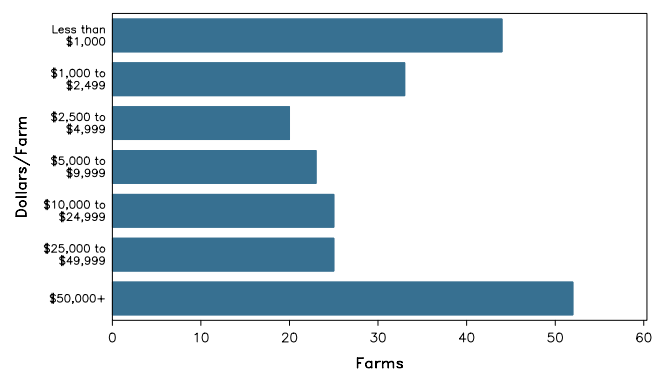
<sup>1</sup> Data were collected for a maximum of three operators per farm.

### Farms with Spanish, Hispanic, or Latino Operators

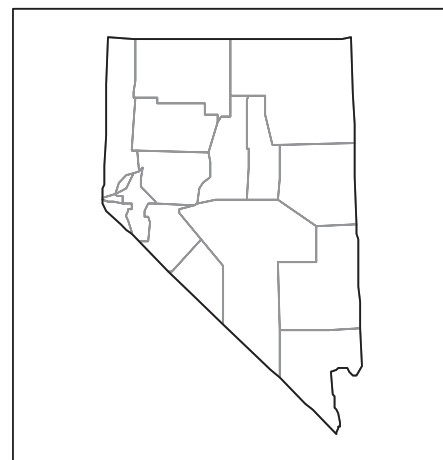
Farms by Size



Farms by Economic Size



# 2007 CENSUS OF AGRICULTURE



## Nevada

### Farms with Native Hawaiian or Other Pacific Islander Operators Compared with All Farms

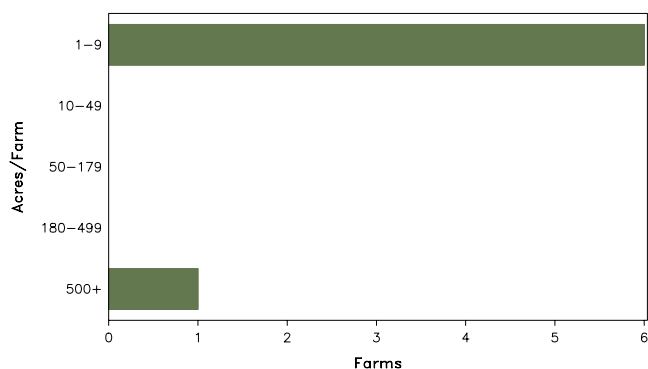
	Native Hawaiian or Other Pacific Islander Operators <sup>2</sup>	All Farms
<b>Number of Farm Operators <sup>1</sup></b>	7	4,969
<b>Number of Farms</b>	7	3,131
<b>Land in Farms</b>	(D)	5,865,392 acres
<b>Average Size of Farm</b>	(D)	1,873 acres
<b>Market Value of Products Sold</b>	(D)	\$513,269,000
Crop Sales	(D)	\$219,341,000
Livestock Sales	\$21,000	\$293,928,000
Average Per Farm	(D)	\$163,931
<b>Government Payments</b>	-	\$4,007,000
Average Per Farm Receiving Payments	-	\$12,106

(D) Cannot be disclosed. See "Census of Agriculture, Volume 1, Geographic Area Series" for complete footnotes.

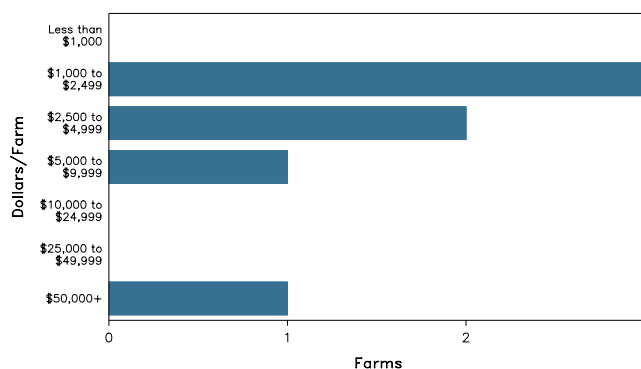
<sup>1</sup> Data were collected for a maximum of three operators per farm. <sup>2</sup> Operators reporting selected race alone or in combination with other races.

### Farms with Native Hawaiian or Other Pacific Islander Operators

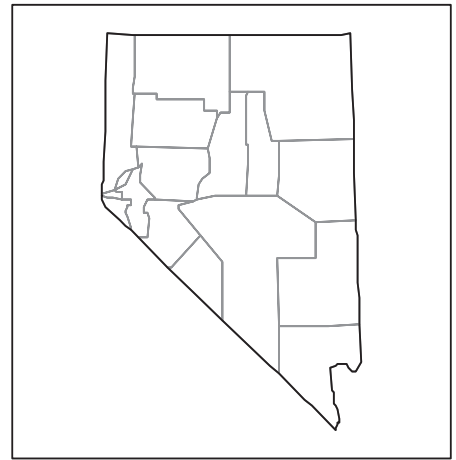
Farms by Size



Farms by Economic Size



# 2007 CENSUS OF AGRICULTURE



## Nevada

### Farms with White Operators Compared with All Farms

	White Operators <sup>2</sup>	All Farms
<b>Number of Farm Operators <sup>1</sup></b>	4,454	4,969
<b>Number of Farms</b>	2,760	3,131
<b>Land in Farms</b>	5,380,340 acres	5,865,392 acres
<b>Average Size of Farm</b>	1,949 acres	1,873 acres
<b>Market Value of Products Sold</b>	\$506,530,000	\$513,269,000
Crop Sales	\$217,822,000	\$219,341,000
Livestock Sales	\$288,708,000	\$293,928,000
Average Per Farm	\$183,525	\$163,931
<b>Government Payments</b>	\$3,343,000	\$4,007,000
Average Per Farm Receiving Payments	\$12,521	\$12,106

(D) Cannot be disclosed. See "Census of Agriculture, Volume 1, Geographic Area Series" for complete footnotes.

<sup>1</sup> Data were collected for a maximum of three operators per farm. <sup>2</sup> Operators reporting selected race alone or in combination with other races.

#### Farms with White Operators

