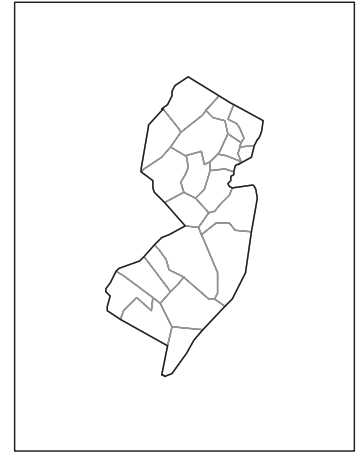


2007 CENSUS OF AGRICULTURE



New Jersey

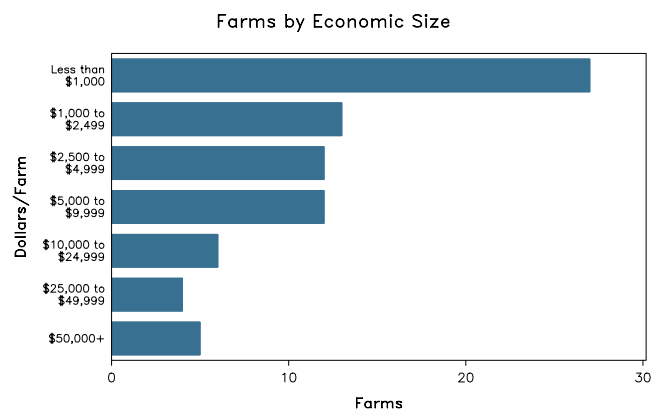
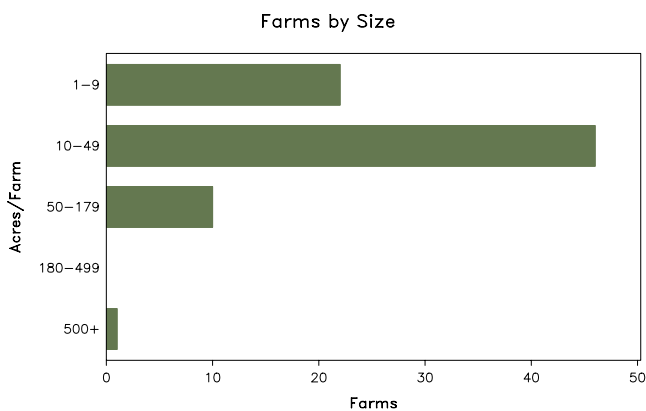
Farms with American Indian or Alaska Native Operators Compared with All Farms

	American Indian or Alaska Native Operators ²	All Farms
Number of Farm Operators ¹	85	15,936
Number of Farms	79	10,327
Land in Farms	2,196 acres	733,450 acres
Average Size of Farm	28 acres	71 acres
Market Value of Products Sold	(D)	\$986,885,000
Crop Sales	(D)	\$851,653,000
Livestock Sales	\$662,000	\$135,233,000
Average Per Farm	(D)	\$95,564
Government Payments	(D)	\$6,988,000
Average Per Farm Receiving Payments	(D)	\$8,154

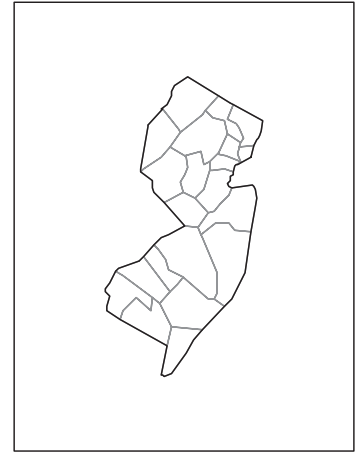
(D) Cannot be disclosed. See "Census of Agriculture, Volume 1, Geographic Area Series" for complete footnotes.

¹ Data were collected for a maximum of three operators per farm. ² Operators reporting selected race alone or in combination with other races.

Farms with American Indian or Alaska Native Operators



2007 CENSUS OF AGRICULTURE



New Jersey

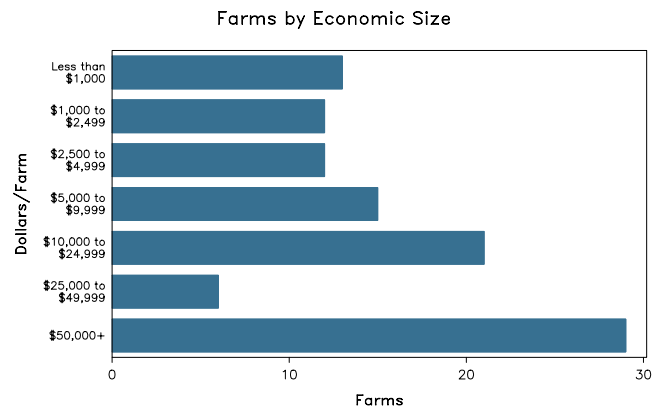
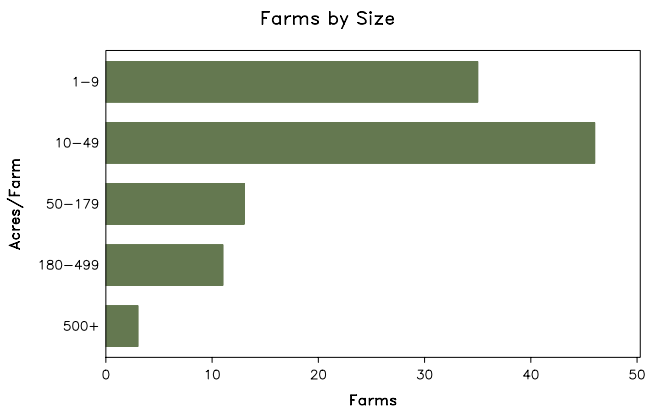
Farms with Asian Operators Compared with All Farms

	Asian Operators ²	All Farms
Number of Farm Operators ¹	152	15,936
Number of Farms	108	10,327
Land in Farms	7,086 acres	733,450 acres
Average Size of Farm	66 acres	71 acres
Market Value of Products Sold	(D)	\$986,885,000
Crop Sales	\$14,246,000	\$851,653,000
Livestock Sales	(D)	\$135,233,000
Average Per Farm	(D)	\$95,564
Government Payments	(D)	\$6,988,000
Average Per Farm Receiving Payments	(D)	\$8,154

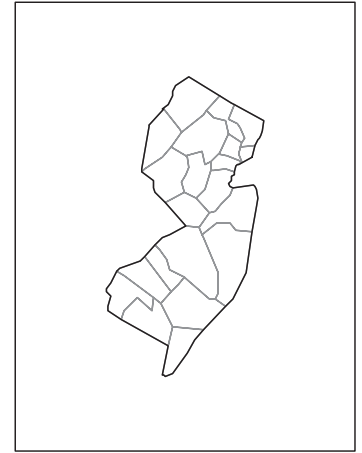
(D) Cannot be disclosed. See "Census of Agriculture, Volume 1, Geographic Area Series" for complete footnotes.

¹ Data were collected for a maximum of three operators per farm. ² Operators reporting selected race alone or in combination with other races.

Farms with Asian Operators



2007 CENSUS OF AGRICULTURE



New Jersey

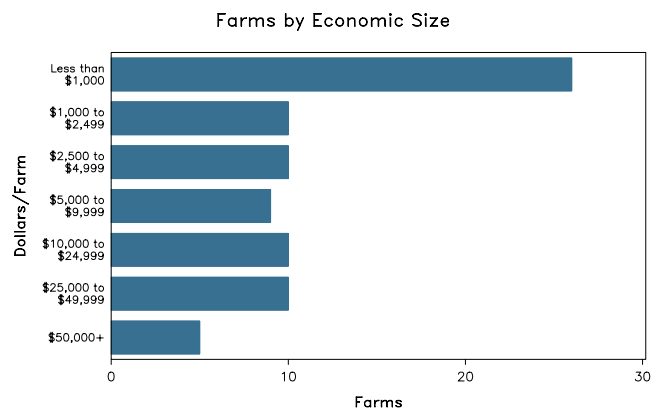
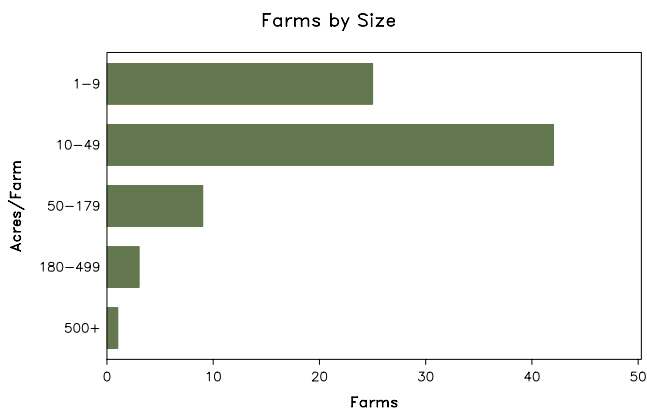
Farms with Black or African American Operators Compared with All Farms

	Black or African American Operators ²	All Farms
Number of Farm Operators ¹	100	15,936
Number of Farms	80	10,327
Land in Farms	5,573 acres	733,450 acres
Average Size of Farm	70 acres	71 acres
Market Value of Products Sold	\$1,154,000	\$986,885,000
Crop Sales	\$974,000	\$851,653,000
Livestock Sales	\$180,000	\$135,233,000
Average Per Farm	\$14,425	\$95,564
Government Payments	\$20,000	\$6,988,000
Average Per Farm Receiving Payments	\$3,333	\$8,154

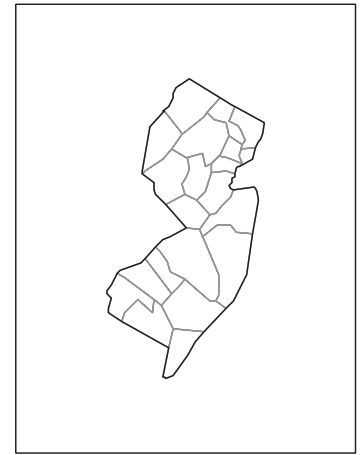
(D) Cannot be disclosed. See "Census of Agriculture, Volume 1, Geographic Area Series" for complete footnotes.

¹ Data were collected for a maximum of three operators per farm. ² Operators reporting selected race alone or in combination with other races.

Farms with Black or African American Operators



2007 CENSUS OF AGRICULTURE



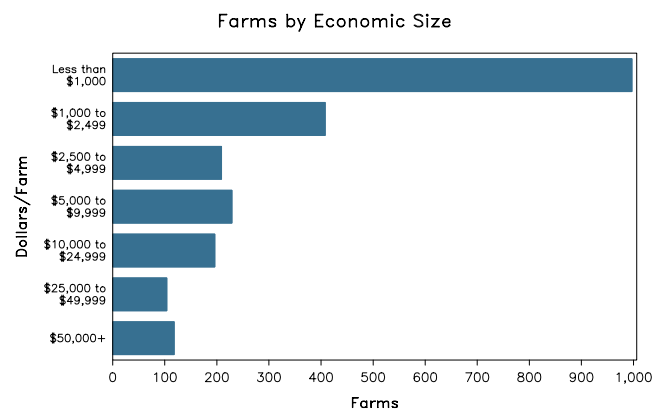
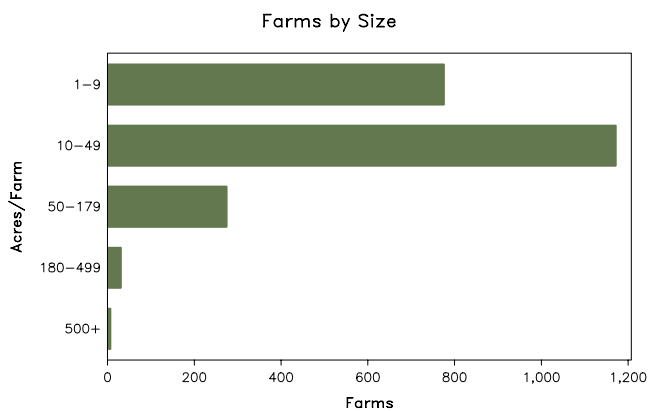
New Jersey

Farms with Women Principal Operators Compared with All Farms

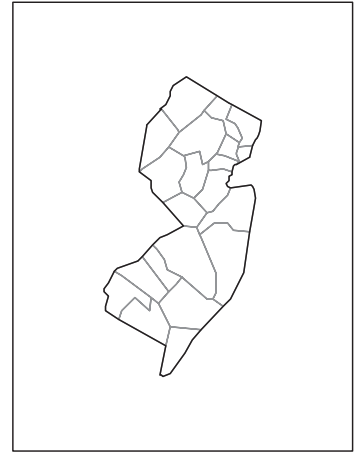
	Women Principal Operators	All Farms
Number of Farms	2,261	10,327
Land in Farms	66,586 acres	733,450 acres
Average Size of Farm	29 acres	71 acres
Market Value of Products Sold	\$50,127,000	\$986,885,000
Crop Sales	\$39,369,000	\$851,653,000
Livestock Sales	\$10,759,000	\$135,233,000
Average Per Farm	\$22,170	\$95,564
Government Payments	\$565,000	\$6,988,000
Average Per Farm Receiving Payments	\$6,975	\$8,154

(D) Cannot be disclosed. See "Census of Agriculture, Volume 1, Geographic Area Series" for complete footnotes.

Farms with Women Principal Operators



2007 CENSUS OF AGRICULTURE



New Jersey

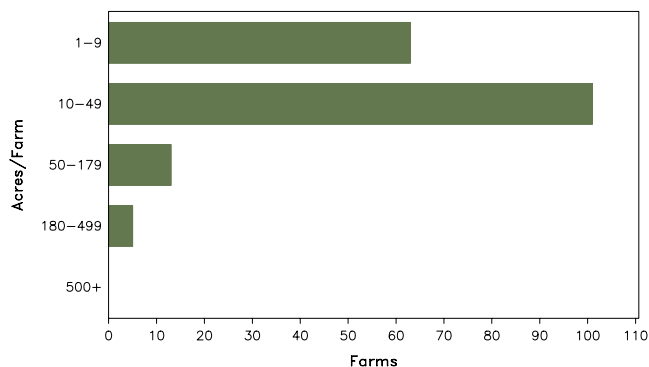
Farms with Spanish, Hispanic, or Latino Operators Compared with All Farms

	Spanish, Hispanic, or Latino Operators	All Farms
Number of Farm Operators ¹	207	15,936
Number of Farms	182	10,327
Land in Farms	5,177 acres	733,450 acres
Average Size of Farm	28 acres	71 acres
Market Value of Products Sold	\$5,915,000	\$986,885,000
Crop Sales	\$4,738,000	\$851,653,000
Livestock Sales	\$1,177,000	\$135,233,000
Average Per Farm	\$32,500	\$95,564
Government Payments	\$85,000	\$6,988,000
Average Per Farm Receiving Payments	\$28,333	\$8,154

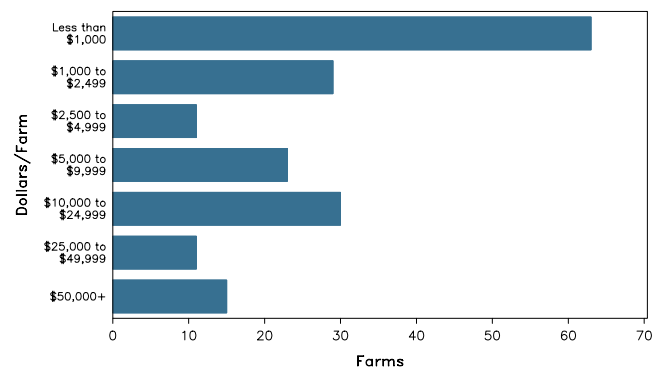
(D) Cannot be disclosed. See "Census of Agriculture, Volume 1, Geographic Area Series" for complete footnotes.
¹ Data were collected for a maximum of three operators per farm.

Farms with Spanish, Hispanic, or Latino Operators

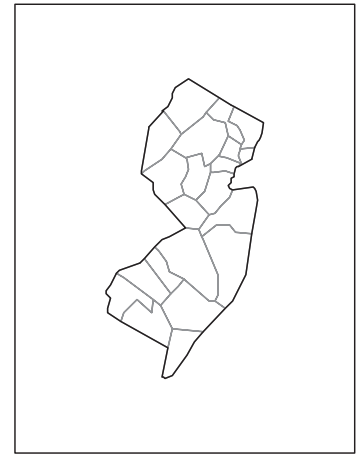
Farms by Size



Farms by Economic Size



2007 CENSUS OF AGRICULTURE



New Jersey

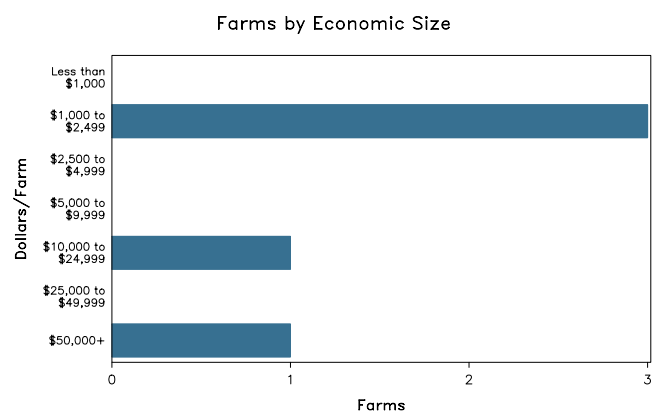
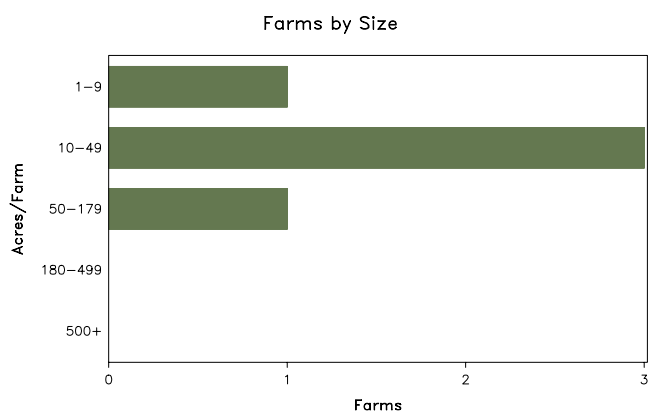
Farms with Native Hawaiian or Other Pacific Islander Operators Compared with All Farms

	Native Hawaiian or Other Pacific Islander Operators ²	All Farms
Number of Farm Operators ¹	6	15,936
Number of Farms	5	10,327
Land in Farms	121 acres	733,450 acres
Average Size of Farm	24 acres	71 acres
Market Value of Products Sold	(D)	\$986,885,000
Crop Sales	(D)	\$851,653,000
Livestock Sales	\$5,000	\$135,233,000
Average Per Farm	(D)	\$95,564
Government Payments	-	\$6,988,000
Average Per Farm Receiving Payments	-	\$8,154

(D) Cannot be disclosed. See "Census of Agriculture, Volume 1, Geographic Area Series" for complete footnotes.

¹ Data were collected for a maximum of three operators per farm. ² Operators reporting selected race alone or in combination with other races.

Farms with Native Hawaiian or Other Pacific Islander Operators



2007 CENSUS OF AGRICULTURE



New Jersey

Farms with White Operators Compared with All Farms

	White Operators ²	All Farms
Number of Farm Operators ¹	15,657	15,936
Number of Farms	10,191	10,327
Land in Farms	726,928 acres	733,450 acres
Average Size of Farm	71 acres	71 acres
Market Value of Products Sold	\$972,061,000	\$986,885,000
Crop Sales	\$836,911,000	\$851,653,000
Livestock Sales	\$135,150,000	\$135,233,000
Average Per Farm	\$95,384	\$95,564
Government Payments	\$6,916,000	\$6,988,000
Average Per Farm Receiving Payments	\$8,165	\$8,154

(D) Cannot be disclosed. See "Census of Agriculture, Volume 1, Geographic Area Series" for complete footnotes.

¹ Data were collected for a maximum of three operators per farm. ² Operators reporting selected race alone or in combination with other races.

Farms with White Operators

