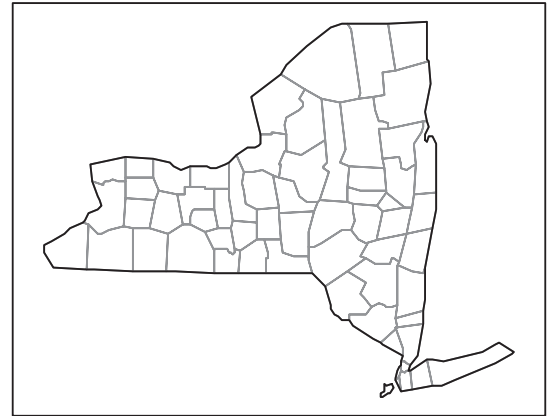


2007 CENSUS OF AGRICULTURE



New York

Farms with American Indian or Alaska Native Operators Compared with All Farms

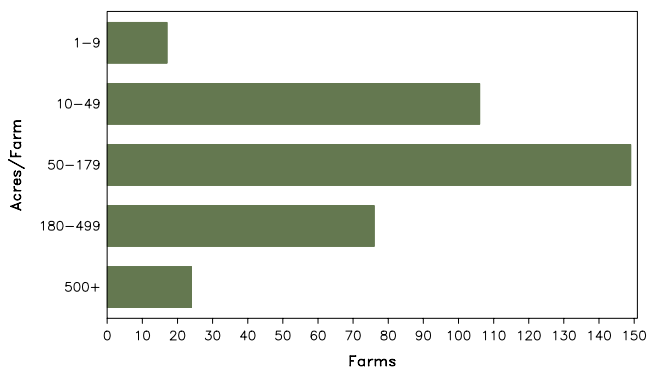
	American Indian or Alaska Native Operators ²	All Farms
Number of Farm Operators ¹	421	56,865
Number of Farms	372	36,352
Land in Farms	58,041 acres	7,174,743 acres
Average Size of Farm	156 acres	197 acres
Market Value of Products Sold	\$20,130,000	\$4,418,634,000
Crop Sales	\$9,064,000	\$1,561,927,000
Livestock Sales	\$11,066,000	\$2,856,706,000
Average Per Farm	\$54,113	\$121,551
Government Payments	\$612,000	\$62,652,000
Average Per Farm Receiving Payments	\$5,885	\$5,913

(D) Cannot be disclosed. See "Census of Agriculture, Volume 1, Geographic Area Series" for complete footnotes.

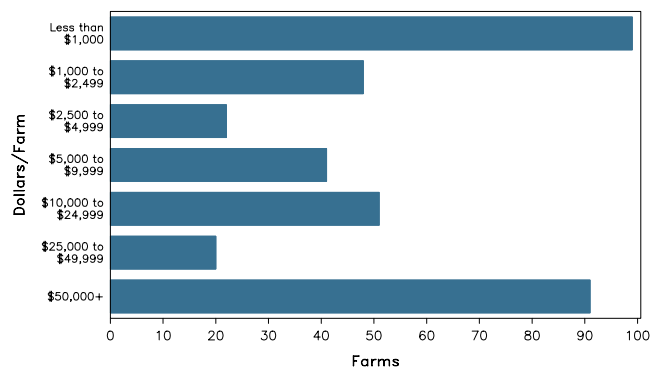
¹ Data were collected for a maximum of three operators per farm. ² Operators reporting selected race alone or in combination with other races.

Farms with American Indian or Alaska Native Operators

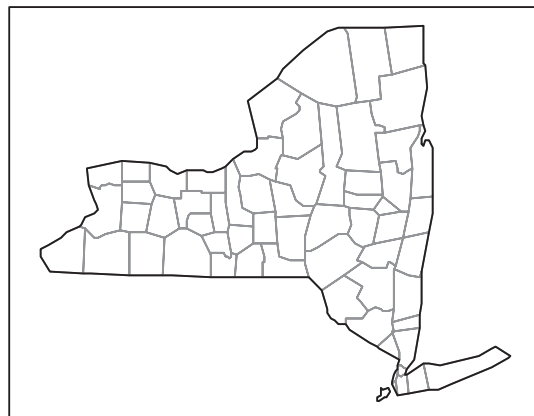
Farms by Size



Farms by Economic Size



2007 CENSUS OF AGRICULTURE



New York

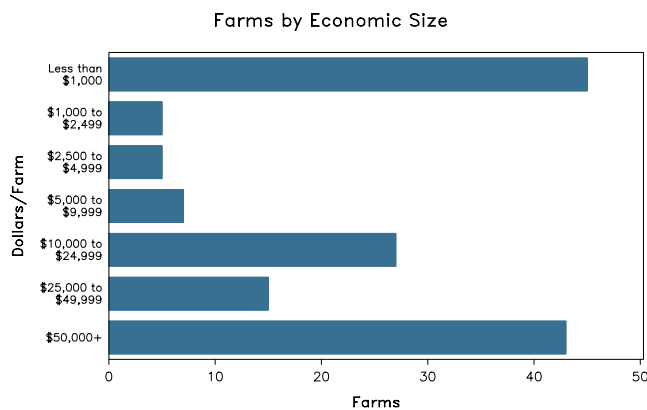
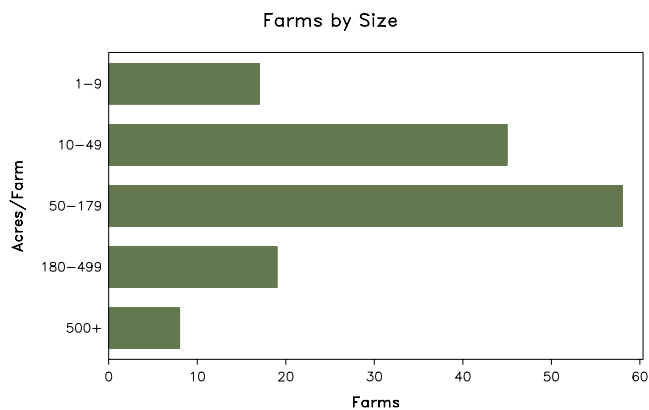
Farms with Asian Operators Compared with All Farms

	Asian Operators ²	All Farms
Number of Farm Operators ¹	187	56,865
Number of Farms	147	36,352
Land in Farms	20,758 acres	7,174,743 acres
Average Size of Farm	141 acres	197 acres
Market Value of Products Sold	\$19,965,000	\$4,418,634,000
Crop Sales	\$7,661,000	\$1,561,927,000
Livestock Sales	\$12,304,000	\$2,856,706,000
Average Per Farm	\$135,816	\$121,551
Government Payments	\$184,000	\$62,652,000
Average Per Farm Receiving Payments	\$5,257	\$5,913

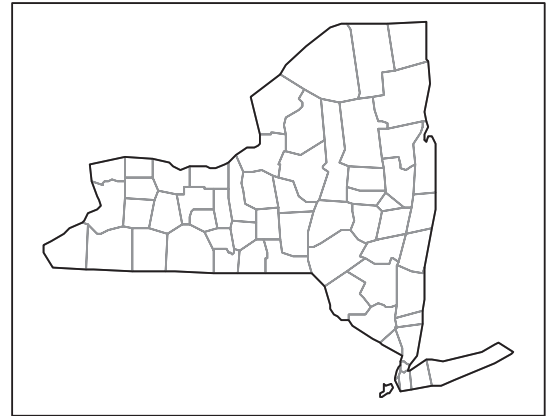
(D) Cannot be disclosed. See "Census of Agriculture, Volume 1, Geographic Area Series" for complete footnotes.

¹ Data were collected for a maximum of three operators per farm. ² Operators reporting selected race alone or in combination with other races.

Farms with Asian Operators



2007 CENSUS OF AGRICULTURE



New York

Farms with Black or African American Operators Compared with All Farms

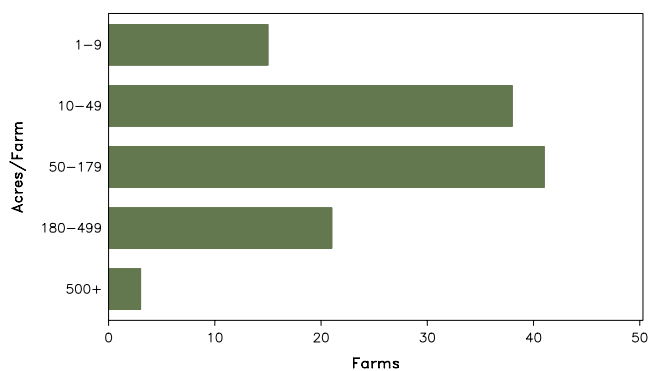
	Black or African American Operators ²	All Farms
Number of Farm Operators ¹	129	56,865
Number of Farms	118	36,352
Land in Farms	14,900 acres	7,174,743 acres
Average Size of Farm	126 acres	197 acres
Market Value of Products Sold		
Crop Sales	\$10,162,000	\$4,418,634,000
Livestock Sales	\$8,121,000	\$1,561,927,000
Average Per Farm	\$2,040,000	\$2,856,706,000
Government Payments		
Average Per Farm Receiving Payments	\$78,000	\$62,652,000
Average Per Farm Receiving Payments	\$3,000	\$5,913

(D) Cannot be disclosed. See "Census of Agriculture, Volume 1, Geographic Area Series" for complete footnotes.

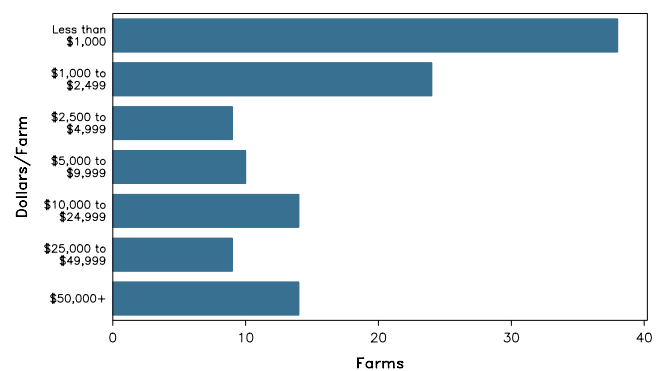
¹ Data were collected for a maximum of three operators per farm. ² Operators reporting selected race alone or in combination with other races.

Farms with Black or African American Operators

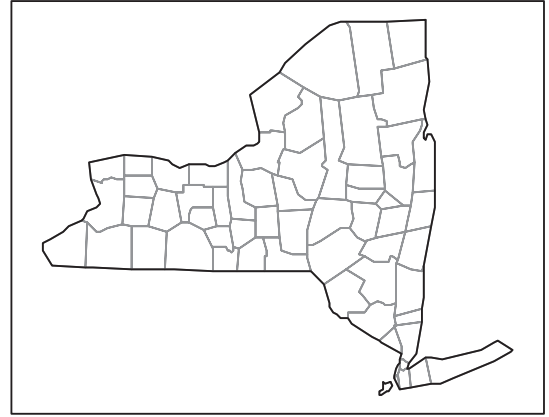
Farms by Size



Farms by Economic Size



2007 CENSUS OF AGRICULTURE



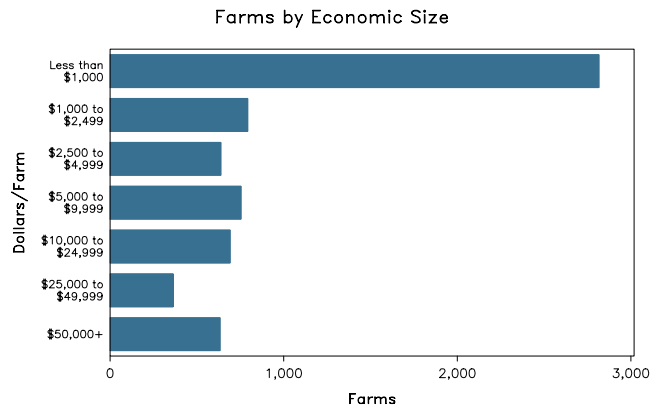
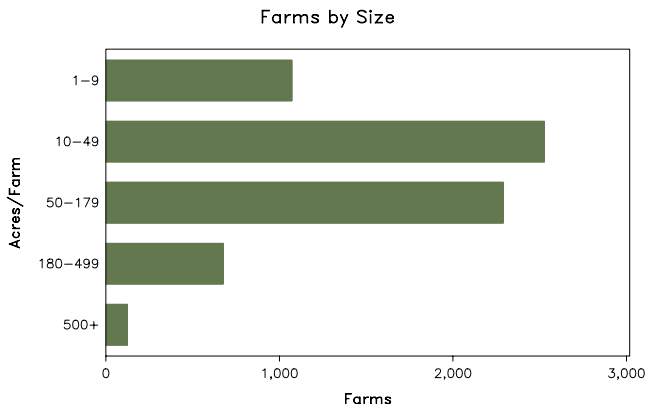
New York

Farms with Women Principal Operators Compared with All Farms

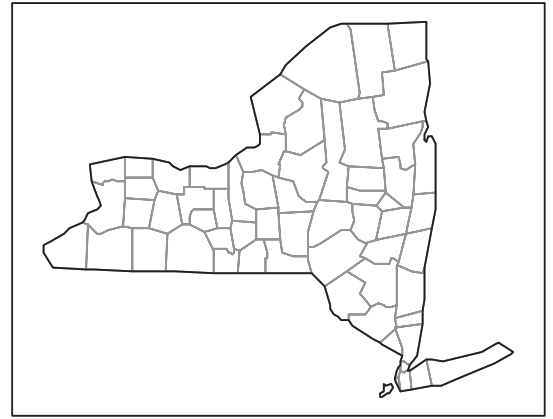
	Women Principal Operators	All Farms
Number of Farms	6,688	36,352
Land in Farms	592,787 acres	7,174,743 acres
Average Size of Farm	89 acres	197 acres
Market Value of Products Sold	\$205,671,000	\$4,418,634,000
Crop Sales	\$81,576,000	\$1,561,927,000
Livestock Sales	\$124,096,000	\$2,856,706,000
Average Per Farm	\$30,752	\$121,551
Government Payments	\$3,075,000	\$62,652,000
Average Per Farm Receiving Payments	\$3,292	\$5,913

(D) Cannot be disclosed. See "Census of Agriculture, Volume 1, Geographic Area Series" for complete footnotes.

Farms with Women Principal Operators



2007 CENSUS OF AGRICULTURE



New York

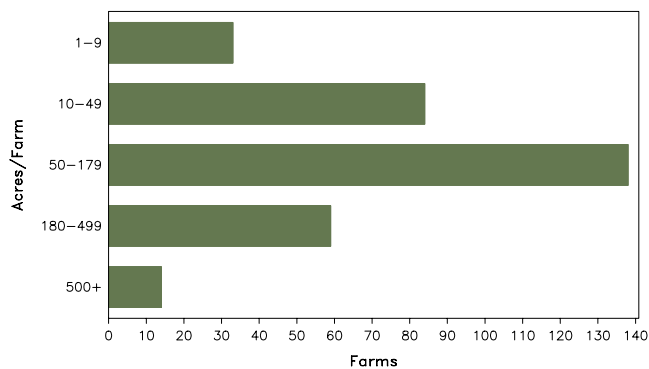
Farms with Spanish, Hispanic, or Latino Operators Compared with All Farms

	Spanish, Hispanic, or Latino Operators	All Farms
Number of Farm Operators ¹	387	56,865
Number of Farms	328	36,352
Land in Farms	41,097 acres	7,174,743 acres
Average Size of Farm	125 acres	197 acres
Market Value of Products Sold	\$30,477,000	\$4,418,634,000
Crop Sales	\$21,751,000	\$1,561,927,000
Livestock Sales	\$8,727,000	\$2,856,706,000
Average Per Farm	\$92,918	\$121,551
Government Payments	\$284,000	\$62,652,000
Average Per Farm Receiving Payments	\$4,369	\$5,913

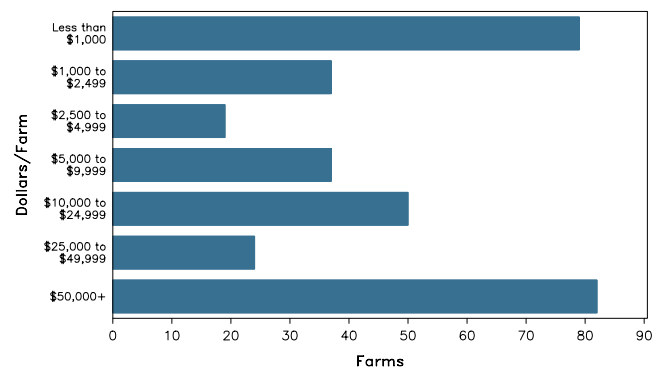
(D) Cannot be disclosed. See "Census of Agriculture, Volume 1, Geographic Area Series" for complete footnotes.
¹ Data were collected for a maximum of three operators per farm.

Farms with Spanish, Hispanic, or Latino Operators

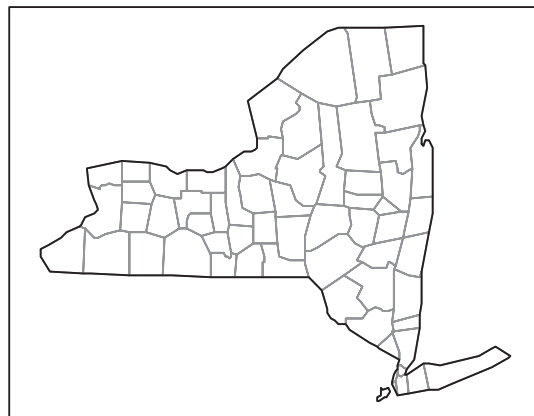
Farms by Size



Farms by Economic Size



2007 CENSUS OF AGRICULTURE



New York

Farms with Native Hawaiian or Other Pacific Islander Operators Compared with All Farms

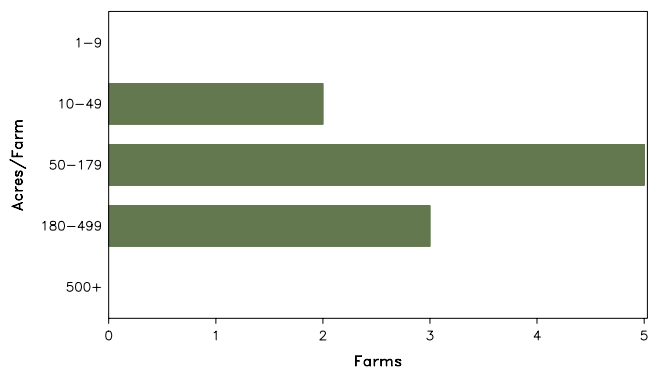
	Native Hawaiian or Other Pacific Islander Operators ²	All Farms
Number of Farm Operators ¹	10	56,865
Number of Farms	10	36,352
Land in Farms	1,160 acres	7,174,743 acres
Average Size of Farm	116 acres	197 acres
Market Value of Products Sold	(D)	\$4,418,634,000
Crop Sales	(D)	\$1,561,927,000
Livestock Sales	\$42,000	\$2,856,706,000
Average Per Farm	(D)	\$121,551
Government Payments	\$20,000	\$62,652,000
Average Per Farm Receiving Payments	\$6,667	\$5,913

(D) Cannot be disclosed. See "Census of Agriculture, Volume 1, Geographic Area Series" for complete footnotes.

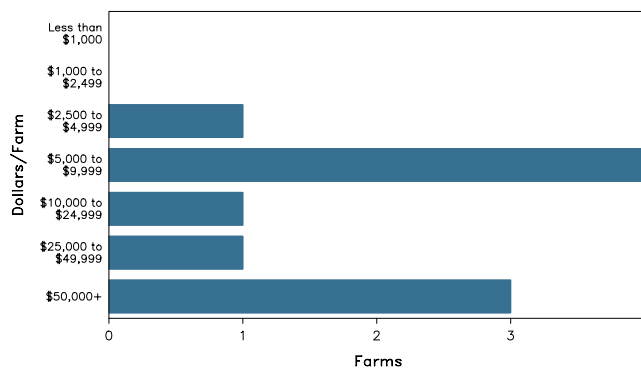
¹ Data were collected for a maximum of three operators per farm. ² Operators reporting selected race alone or in combination with other races.

Farms with Native Hawaiian or Other Pacific Islander Operators

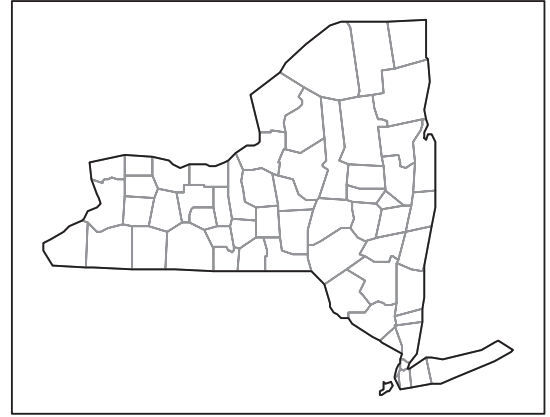
Farms by Size



Farms by Economic Size



2007 CENSUS OF AGRICULTURE



New York

Farms with White Operators Compared with All Farms

	White Operators ²	All Farms
Number of Farm Operators ¹	56,334	56,865
Number of Farms	36,118	36,352
Land in Farms	7,139,752 acres	7,174,743 acres
Average Size of Farm	198 acres	197 acres
Market Value of Products Sold	\$4,401,653,000	\$4,418,634,000
Crop Sales	\$1,557,468,000	\$1,561,927,000
Livestock Sales	\$2,844,185,000	\$2,856,706,000
Average Per Farm	\$121,869	\$121,551
Government Payments	\$62,417,000	\$62,652,000
Average Per Farm Receiving Payments	\$5,927	\$5,913

(D) Cannot be disclosed. See "Census of Agriculture, Volume 1, Geographic Area Series" for complete footnotes.

¹ Data were collected for a maximum of three operators per farm. ² Operators reporting selected race alone or in combination with other races.

Farms with White Operators

