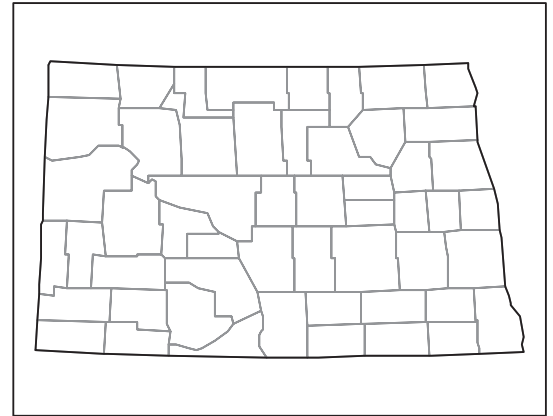


2007 CENSUS OF AGRICULTURE



North Dakota

Farms with American Indian or Alaska Native Operators Compared with All Farms

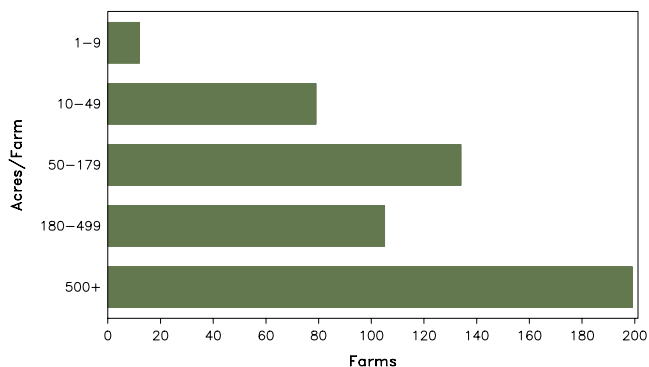
	American Indian or Alaska Native Operators ²	All Farms
Number of Farm Operators ¹	610	44,622
Number of Farms	529	31,970
Land in Farms	663,474 acres	39,674,586 acres
Average Size of Farm	1,254 acres	1,241 acres
Market Value of Products Sold	\$41,438,000	\$6,084,218,000
Crop Sales	\$25,855,000	\$5,038,521,000
Livestock Sales	\$15,583,000	\$1,045,697,000
Average Per Farm	\$78,333	\$190,310
Government Payments	\$2,726,000	\$359,532,000
Average Per Farm Receiving Payments	\$10,405	\$13,462

(D) Cannot be disclosed. See "Census of Agriculture, Volume 1, Geographic Area Series" for complete footnotes.

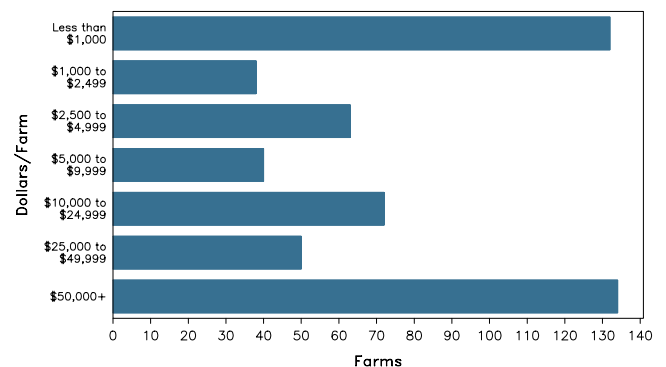
¹Data were collected for a maximum of three operators per farm. ²Operators reporting selected race alone or in combination with other races.

Farms with American Indian or Alaska Native Operators

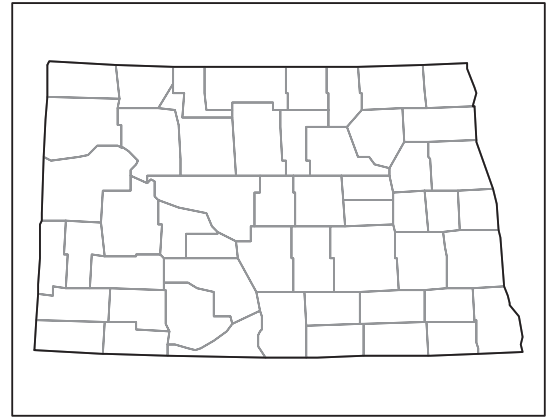
Farms by Size



Farms by Economic Size



2007 CENSUS OF AGRICULTURE



North Dakota

Farms with Asian Operators Compared with All Farms

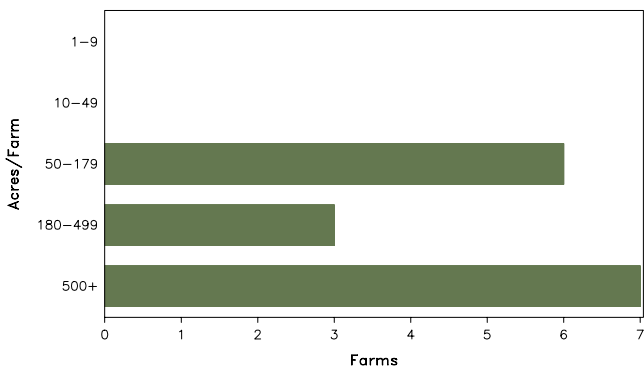
	Asian Operators ²	All Farms
Number of Farm Operators ¹	16	44,622
Number of Farms	16	31,970
Land in Farms	14,771 acres	39,674,586 acres
Average Size of Farm	923 acres	1,241 acres
Market Value of Products Sold	\$1,534,000	\$6,084,218,000
Crop Sales	\$1,304,000	\$5,038,521,000
Livestock Sales	\$230,000	\$1,045,697,000
Average Per Farm	\$95,875	\$190,310
Government Payments	\$102,000	\$359,532,000
Average Per Farm Receiving Payments	\$10,200	\$13,462

(D) Cannot be disclosed. See "Census of Agriculture, Volume 1, Geographic Area Series" for complete footnotes.

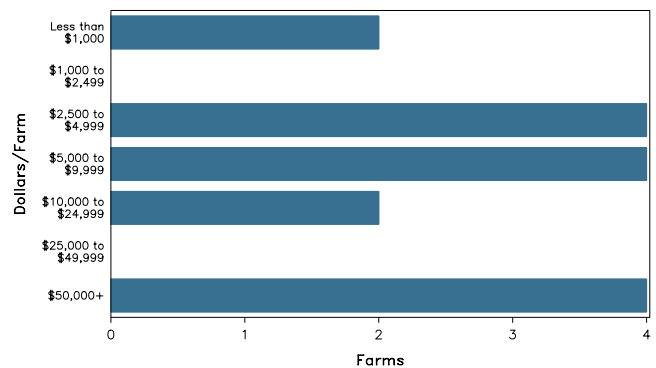
¹ Data were collected for a maximum of three operators per farm. ² Operators reporting selected race alone or in combination with other races.

Farms with Asian Operators

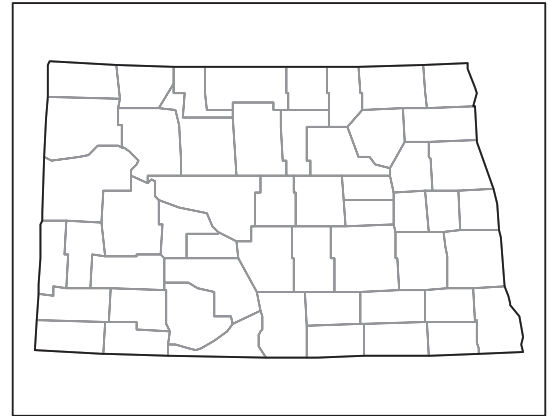
Farms by Size



Farms by Economic Size



2007 CENSUS OF AGRICULTURE



North Dakota

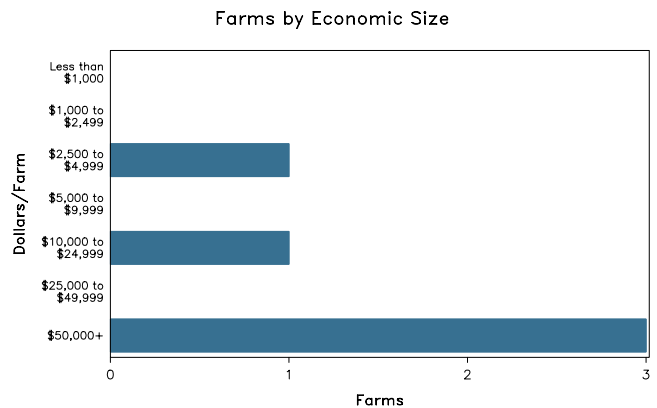
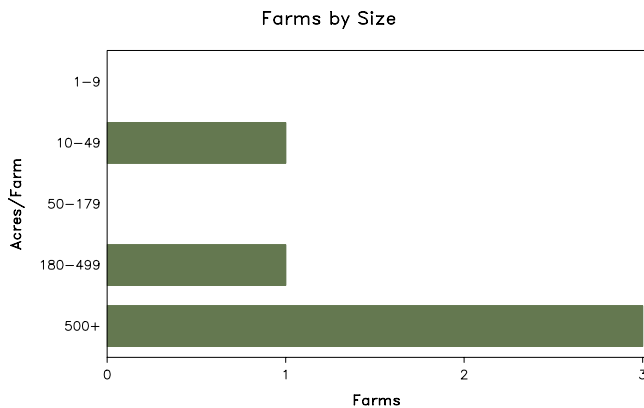
Farms with Black or African American Operators Compared with All Farms

	Black or African American Operators ²	All Farms
Number of Farm Operators ¹	5	44,622
Number of Farms	5	31,970
Land in Farms	12,730 acres	39,674,586 acres
Average Size of Farm	2,546 acres	1,241 acres
Market Value of Products Sold	\$514,000	\$6,084,218,000
Crop Sales	(D)	\$5,038,521,000
Livestock Sales	(D)	\$1,045,697,000
Average Per Farm	\$102,800	\$190,310
Government Payments	\$35,000	\$359,532,000
Average Per Farm Receiving Payments	\$8,750	\$13,462

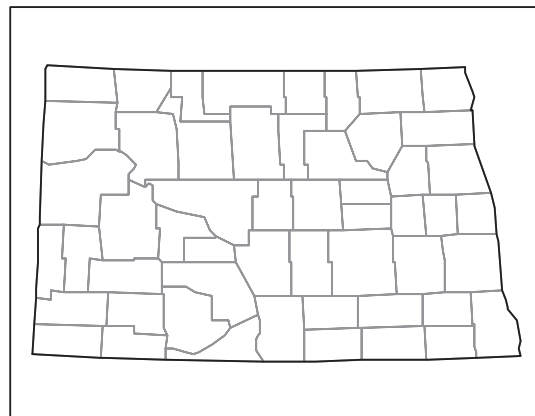
(D) Cannot be disclosed. See "Census of Agriculture, Volume 1, Geographic Area Series" for complete footnotes.

¹ Data were collected for a maximum of three operators per farm. ² Operators reporting selected race alone or in combination with other races.

Farms with Black or African American Operators



2007 CENSUS OF AGRICULTURE



North Dakota

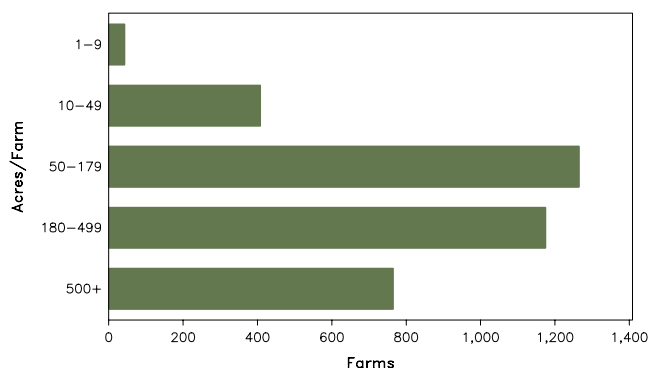
Farms with Women Principal Operators Compared with All Farms

	Women Principal Operators	All Farms
Number of Farms	3,656	31,970
Land in Farms	1,794,582 acres	39,674,586 acres
Average Size of Farm	491 acres	1,241 acres
Market Value of Products Sold	\$84,183,000	\$6,084,218,000
Crop Sales	\$65,674,000	\$5,038,521,000
Livestock Sales	\$18,509,000	\$1,045,697,000
Average Per Farm	\$23,026	\$190,310
Government Payments	\$23,718,000	\$359,532,000
Average Per Farm Receiving Payments	\$7,776	\$13,462

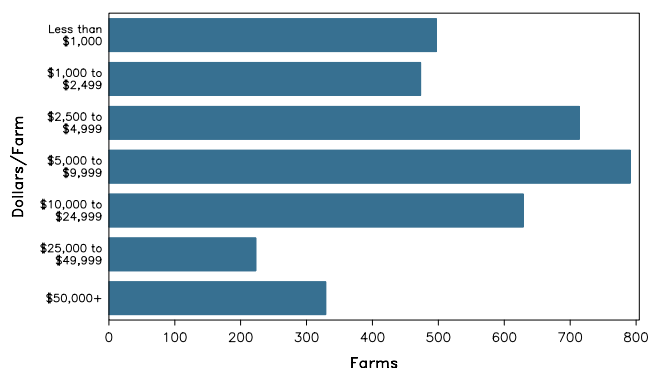
(D) Cannot be disclosed. See "Census of Agriculture, Volume 1, Geographic Area Series" for complete footnotes.

Farms with Women Principal Operators

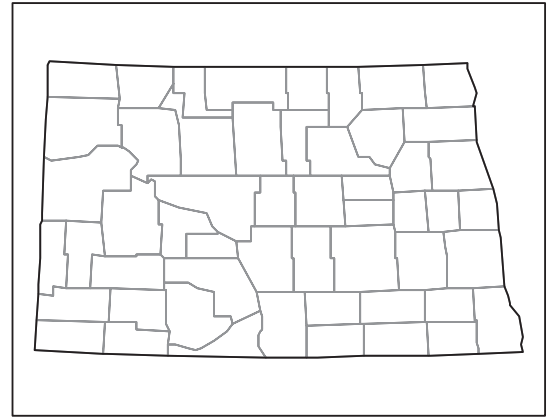
Farms by Size



Farms by Economic Size



2007 CENSUS OF AGRICULTURE



North Dakota

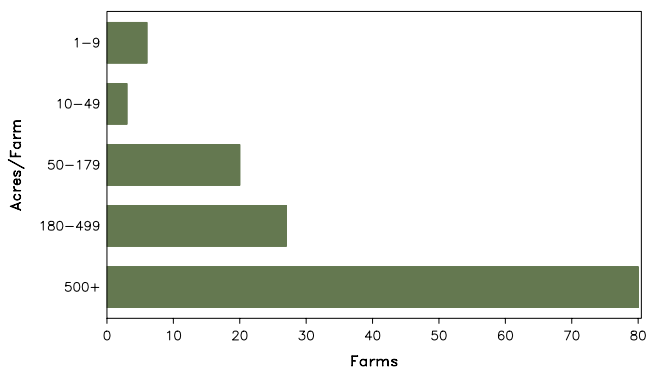
Farms with Spanish, Hispanic, or Latino Operators Compared with All Farms

	Spanish, Hispanic, or Latino Operators	All Farms
Number of Farm Operators ¹	142	44,622
Number of Farms	136	31,970
Land in Farms	228,772 acres	39,674,586 acres
Average Size of Farm	1,682 acres	1,241 acres
Market Value of Products Sold		
Crop Sales	\$29,960,000	\$6,084,218,000
Livestock Sales	\$22,370,000	\$5,038,521,000
Average Per Farm	\$7,590,000	\$1,045,697,000
Government Payments		
Average Per Farm Receiving Payments	\$220,294	\$190,310
	\$1,422,000	\$359,532,000
	\$12,696	\$13,462

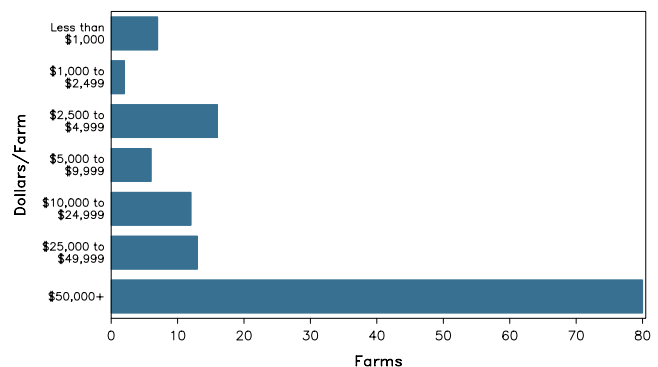
(D) Cannot be disclosed. See "Census of Agriculture, Volume 1, Geographic Area Series" for complete footnotes.
¹ Data were collected for a maximum of three operators per farm.

Farms with Spanish, Hispanic, or Latino Operators

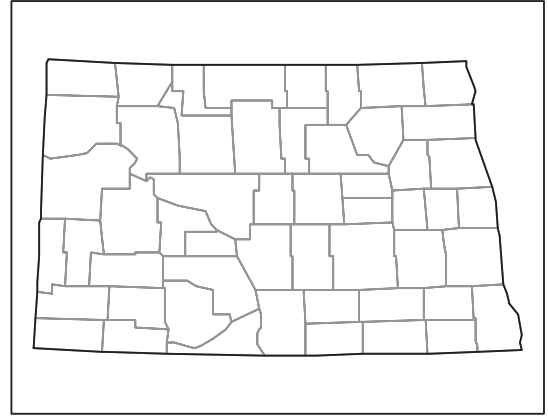
Farms by Size



Farms by Economic Size



2007 CENSUS OF AGRICULTURE



North Dakota

Farms with Native Hawaiian or Other Pacific Islander Operators Compared with All Farms

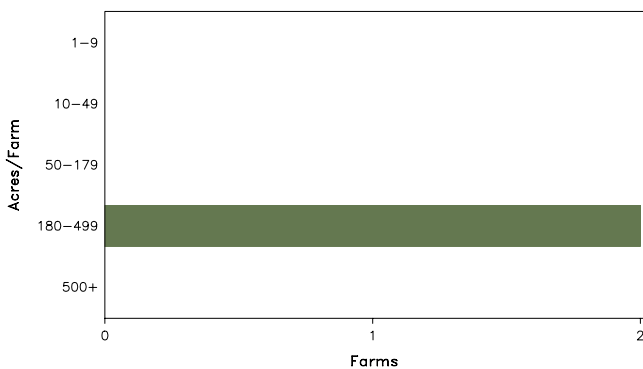
	Native Hawaiian or Other Pacific Islander Operators ²	All Farms
Number of Farm Operators ¹	2	44,622
Number of Farms	2	31,970
Land in Farms	(D)	39,674,586 acres
Average Size of Farm	(D)	1,241 acres
Market Value of Products Sold	-	\$6,084,218,000
Crop Sales	-	\$5,038,521,000
Livestock Sales	-	\$1,045,697,000
Average Per Farm	-	\$190,310
Government Payments	(D)	\$359,532,000
Average Per Farm Receiving Payments	(D)	\$13,462

(D) Cannot be disclosed. See "Census of Agriculture, Volume 1, Geographic Area Series" for complete footnotes.

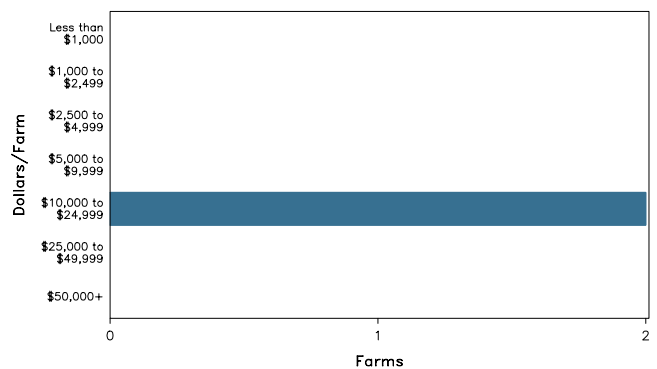
¹ Data were collected for a maximum of three operators per farm. ² Operators reporting selected race alone or in combination with other races.

Farms with Native Hawaiian or Other Pacific Islander Operators

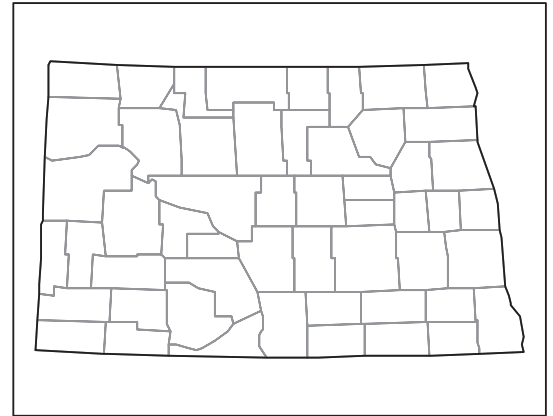
Farms by Size



Farms by Economic Size



2007 CENSUS OF AGRICULTURE



North Dakota

Farms with White Operators Compared with All Farms

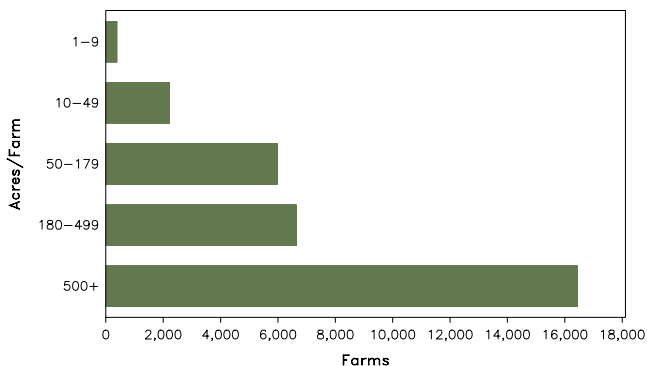
	White Operators ²	All Farms
Number of Farm Operators ¹	44,096	44,622
Number of Farms	31,640	31,970
Land in Farms	39,210,071 acres	39,674,586 acres
Average Size of Farm	1,239 acres	1,241 acres
Market Value of Products Sold	\$6,064,282,000	\$6,084,218,000
Crop Sales	\$5,029,312,000	\$5,038,521,000
Livestock Sales	\$1,034,970,000	\$1,045,697,000
Average Per Farm	\$191,665	\$190,310
Government Payments	\$358,232,000	\$359,532,000
Average Per Farm Receiving Payments	\$13,479	\$13,462

(D) Cannot be disclosed. See "Census of Agriculture, Volume 1, Geographic Area Series" for complete footnotes.

¹ Data were collected for a maximum of three operators per farm. ² Operators reporting selected race alone or in combination with other races.

Farms with White Operators

Farms by Size



Farms by Economic Size

