

2007 CENSUS OF AGRICULTURE



Ohio

Farms with American Indian or Alaska Native Operators Compared with All Farms

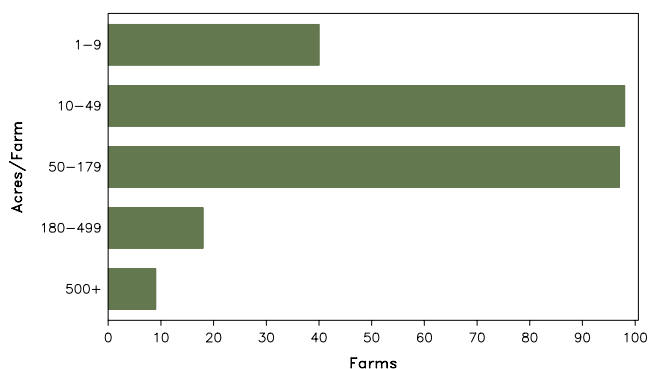
	American Indian or Alaska Native Operators ²	All Farms
Number of Farm Operators ¹	293	111,917
Number of Farms	262	75,861
Land in Farms	(D)	13,956,563 acres
Average Size of Farm	(D)	184 acres
Market Value of Products Sold	\$5,912,000	\$7,070,212,000
Crop Sales	\$4,627,000	\$4,109,722,000
Livestock Sales	\$1,285,000	\$2,960,490,000
Average Per Farm	\$22,565	\$93,200
Government Payments	\$270,000	\$232,184,000
Average Per Farm Receiving Payments	\$3,750	\$6,099

(D) Cannot be disclosed. See "Census of Agriculture, Volume 1, Geographic Area Series" for complete footnotes.

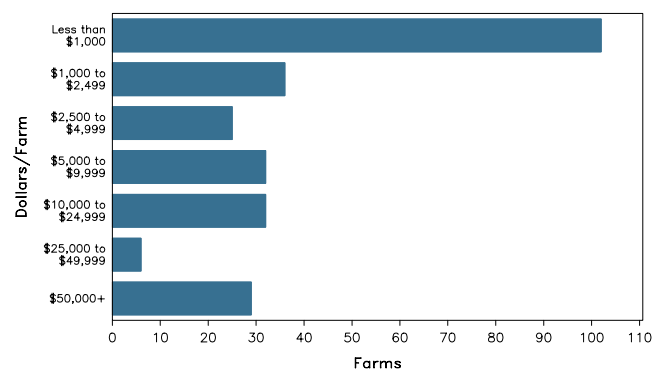
¹ Data were collected for a maximum of three operators per farm. ² Operators reporting selected race alone or in combination with other races.

Farms with American Indian or Alaska Native Operators

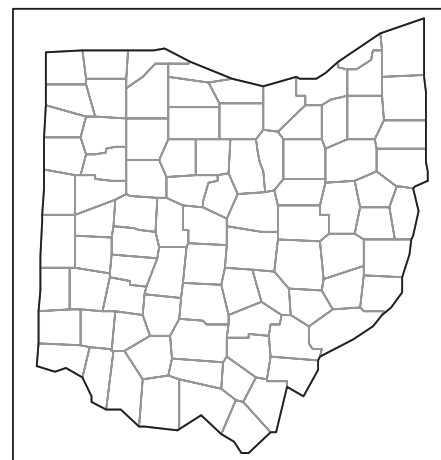
Farms by Size



Farms by Economic Size



2007 CENSUS OF AGRICULTURE



Ohio

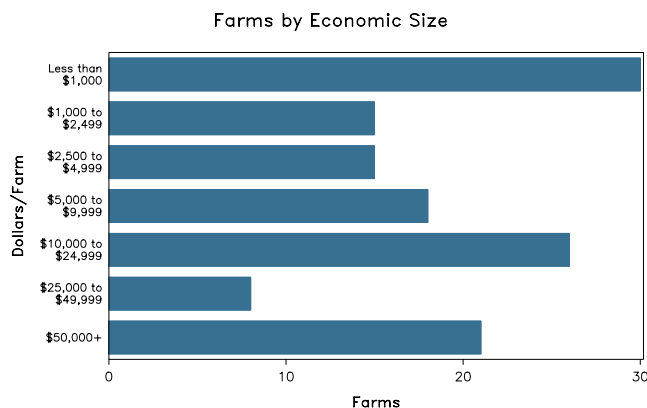
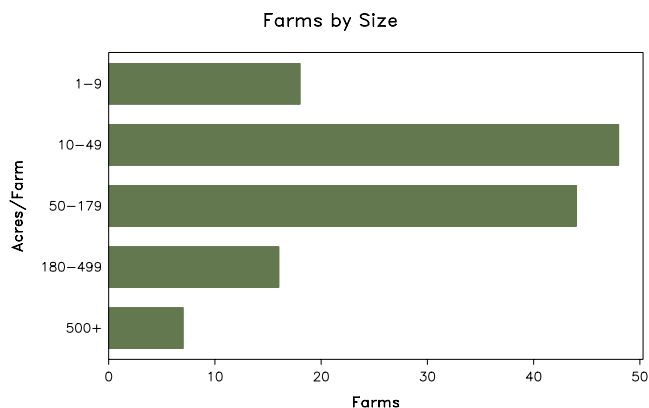
Farms with Asian Operators Compared with All Farms

	Asian Operators ²	All Farms
Number of Farm Operators ¹	157	111,917
Number of Farms	133	75,861
Land in Farms	17,168 acres	13,956,563 acres
Average Size of Farm	129 acres	184 acres
Market Value of Products Sold	\$7,242,000	\$7,070,212,000
Crop Sales	\$5,399,000	\$4,109,722,000
Livestock Sales	\$1,842,000	\$2,960,490,000
Average Per Farm	\$54,451	\$93,200
Government Payments	\$291,000	\$232,184,000
Average Per Farm Receiving Payments	\$5,105	\$6,099

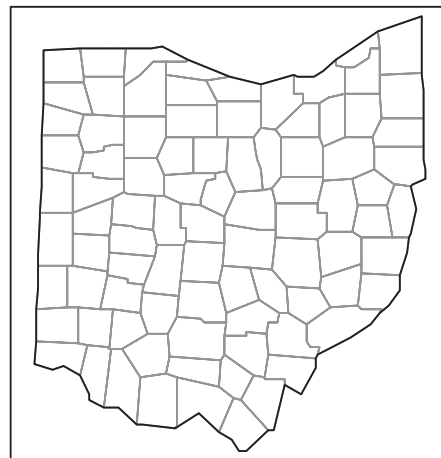
(D) Cannot be disclosed. See "Census of Agriculture, Volume 1, Geographic Area Series" for complete footnotes.

¹ Data were collected for a maximum of three operators per farm. ² Operators reporting selected race alone or in combination with other races.

Farms with Asian Operators



2007 CENSUS OF AGRICULTURE



Ohio

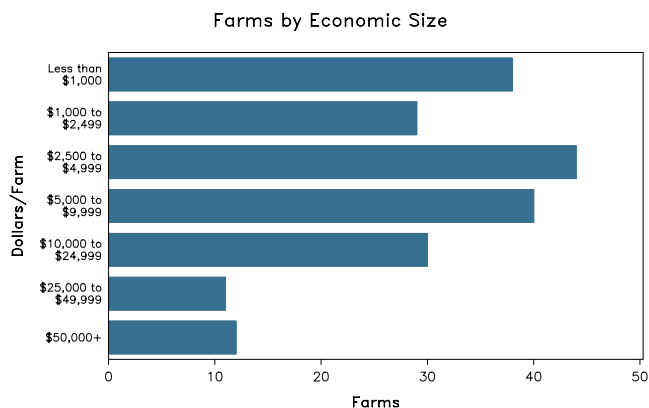
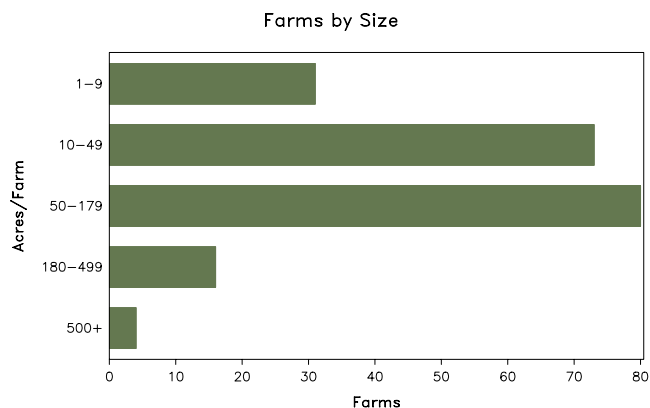
Farms with Black or African American Operators Compared with All Farms

	Black or African American Operators ²	All Farms
Number of Farm Operators ¹	251	111,917
Number of Farms	204	75,861
Land in Farms	15,555 acres	13,956,563 acres
Average Size of Farm	76 acres	184 acres
Market Value of Products Sold	\$3,096,000	\$7,070,212,000
Crop Sales	(D)	\$4,109,722,000
Livestock Sales	(D)	\$2,960,490,000
Average Per Farm	\$15,176	\$93,200
Government Payments	\$185,000	\$232,184,000
Average Per Farm Receiving Payments	\$2,681	\$6,099

(D) Cannot be disclosed. See "Census of Agriculture, Volume 1, Geographic Area Series" for complete footnotes.

¹ Data were collected for a maximum of three operators per farm. ² Operators reporting selected race alone or in combination with other races.

Farms with Black or African American Operators



2007 CENSUS OF AGRICULTURE



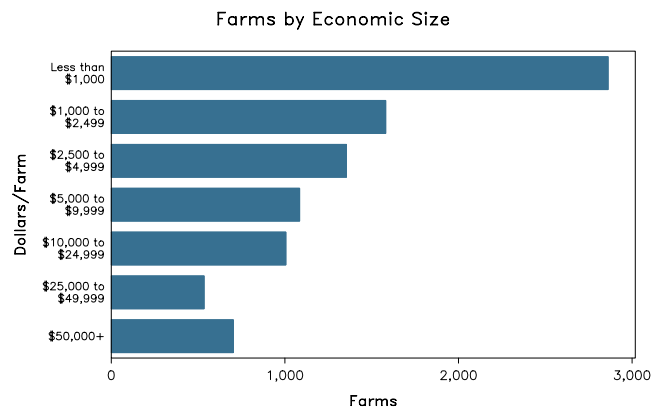
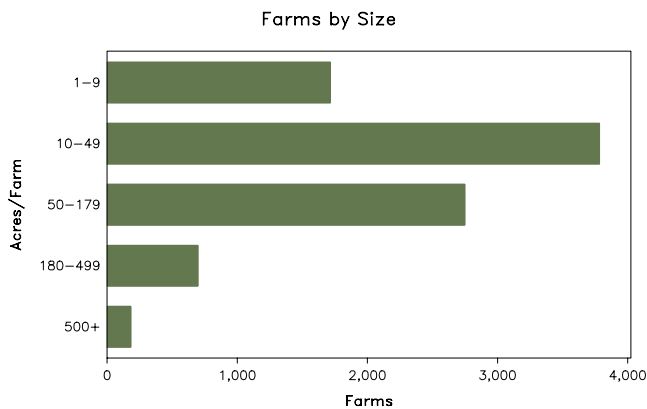
Ohio

Farms with Women Principal Operators Compared with All Farms

	Women Principal Operators	All Farms
Number of Farms	9,127	75,861
Land in Farms	721,851 acres	13,956,563 acres
Average Size of Farm	79 acres	184 acres
Market Value of Products Sold	\$187,623,000	\$7,070,212,000
Crop Sales	\$125,005,000	\$4,109,722,000
Livestock Sales	\$62,617,000	\$2,960,490,000
Average Per Farm	\$20,557	\$93,200
Government Payments	\$11,622,000	\$232,184,000
Average Per Farm Receiving Payments	\$3,425	\$6,099

(D) Cannot be disclosed. See "Census of Agriculture, Volume 1, Geographic Area Series" for complete footnotes.

Farms with Women Principal Operators



2007 CENSUS OF AGRICULTURE



Ohio

Farms with Spanish, Hispanic, or Latino Operators Compared with All Farms

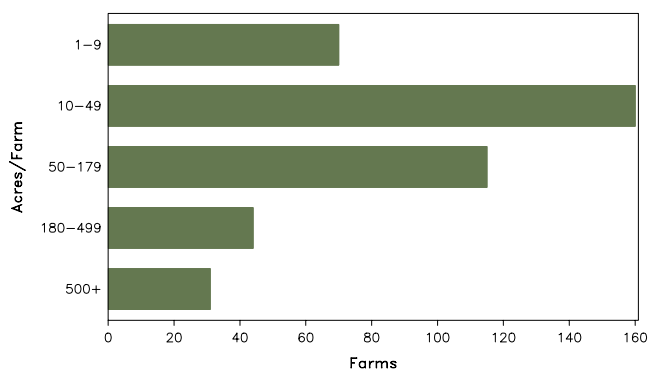
	Spanish, Hispanic, or Latino Operators	All Farms
Number of Farm Operators ¹	468	111,917
Number of Farms	420	75,861
Land in Farms	69,642 acres	13,956,563 acres
Average Size of Farm	166 acres	184 acres
Market Value of Products Sold	\$43,706,000	\$7,070,212,000
Crop Sales	\$35,810,000	\$4,109,722,000
Livestock Sales	\$7,897,000	\$2,960,490,000
Average Per Farm	\$104,062	\$93,200
Government Payments	\$1,012,000	\$232,184,000
Average Per Farm Receiving Payments	\$5,918	\$6,099

(D) Cannot be disclosed. See "Census of Agriculture, Volume 1, Geographic Area Series" for complete footnotes.

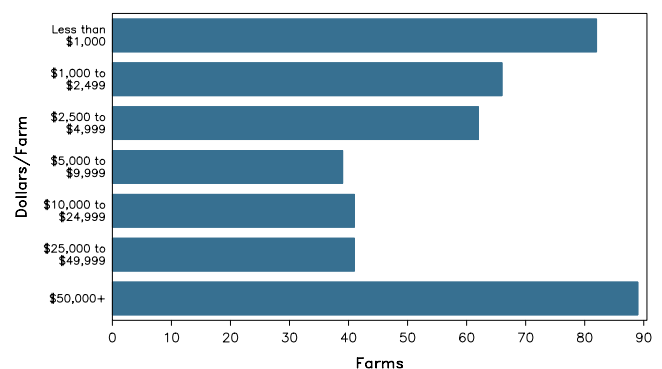
¹ Data were collected for a maximum of three operators per farm.

Farms with Spanish, Hispanic, or Latino Operators

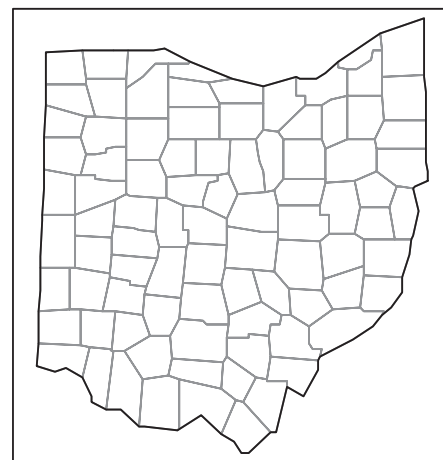
Farms by Size



Farms by Economic Size



2007 CENSUS OF AGRICULTURE



Ohio

Farms with Native Hawaiian or Other Pacific Islander Operators Compared with All Farms

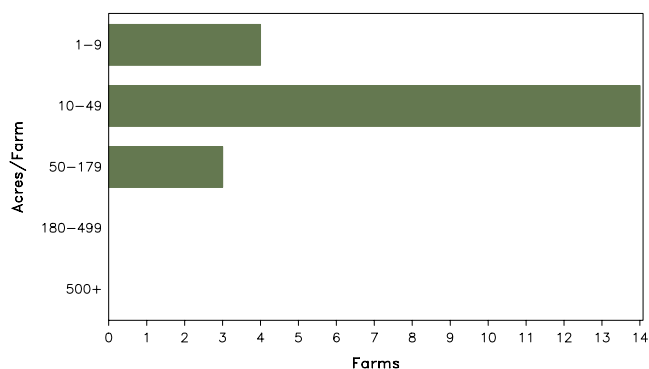
	Native Hawaiian or Other Pacific Islander Operators ²	All Farms
Number of Farm Operators ¹	26	111,917
Number of Farms	21	75,861
Land in Farms	512 acres	13,956,563 acres
Average Size of Farm	24 acres	184 acres
Market Value of Products Sold	\$164,000	\$7,070,212,000
Crop Sales	\$32,000	\$4,109,722,000
Livestock Sales	\$132,000	\$2,960,490,000
Average Per Farm	\$7,810	\$93,200
Government Payments	\$5,000	\$232,184,000
Average Per Farm Receiving Payments	\$833	\$6,099

(D) Cannot be disclosed. See "Census of Agriculture, Volume 1, Geographic Area Series" for complete footnotes.

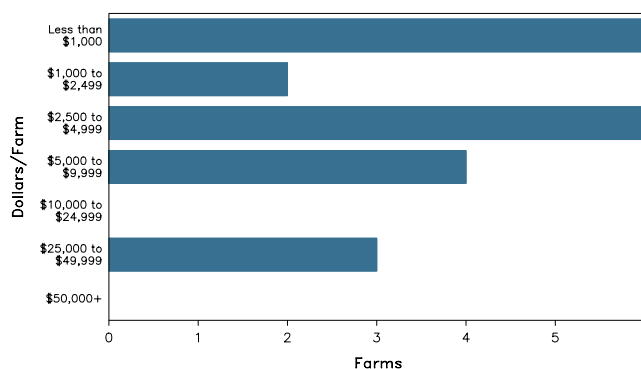
¹ Data were collected for a maximum of three operators per farm. ² Operators reporting selected race alone or in combination with other races.

Farms with Native Hawaiian or Other Pacific Islander Operators

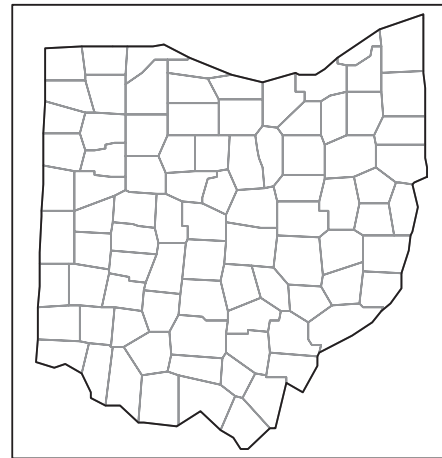
Farms by Size



Farms by Economic Size



2007 CENSUS OF AGRICULTURE



Ohio

Farms with White Operators Compared with All Farms

	White Operators ²	All Farms
Number of Farm Operators ¹	111,375	111,917
Number of Farms	75,612	75,861
Land in Farms	13,929,780 acres	13,956,563 acres
Average Size of Farm	184 acres	184 acres
Market Value of Products Sold	\$7,062,701,000	\$7,070,212,000
Crop Sales	\$4,104,447,000	\$4,109,722,000
Livestock Sales	\$2,958,255,000	\$2,960,490,000
Average Per Farm	\$93,407	\$93,200
Government Payments	\$231,789,000	\$232,184,000
Average Per Farm Receiving Payments	\$6,104	\$6,099

(D) Cannot be disclosed. See "Census of Agriculture, Volume 1, Geographic Area Series" for complete footnotes.

¹ Data were collected for a maximum of three operators per farm. ² Operators reporting selected race alone or in combination with other races.

Farms with White Operators

