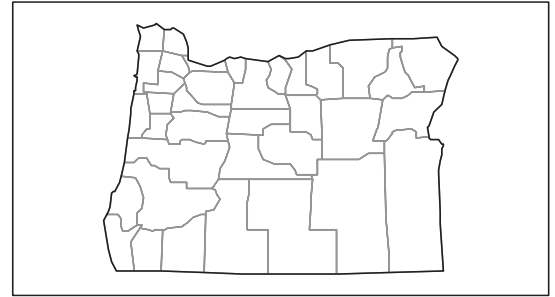


2007 CENSUS OF AGRICULTURE



Oregon

Farms with American Indian or Alaska Native Operators Compared with All Farms

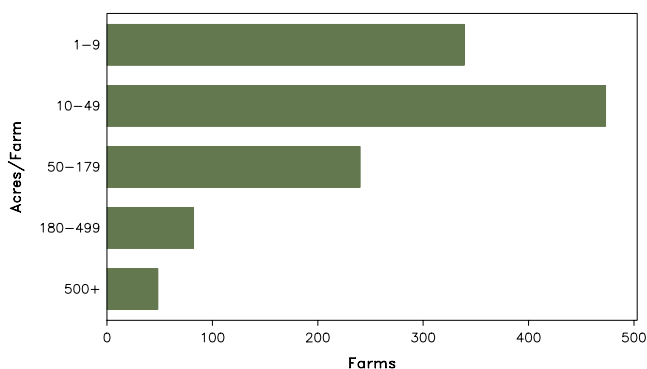
	American Indian or Alaska Native Operators ²	All Farms
Number of Farm Operators ¹	1,391	63,110
Number of Farms	1,182	38,553
Land in Farms	658,858 acres	16,399,647 acres
Average Size of Farm	557 acres	425 acres
Market Value of Products Sold	\$48,302,000	\$4,386,143,000
Crop Sales	\$38,049,000	\$2,976,087,000
Livestock Sales	\$10,253,000	\$1,410,055,000
Average Per Farm	\$40,865	\$113,769
Government Payments	\$921,000	\$76,491,000
Average Per Farm Receiving Payments	\$10,348	\$14,954

(D) Cannot be disclosed. See "Census of Agriculture, Volume 1, Geographic Area Series" for complete footnotes.

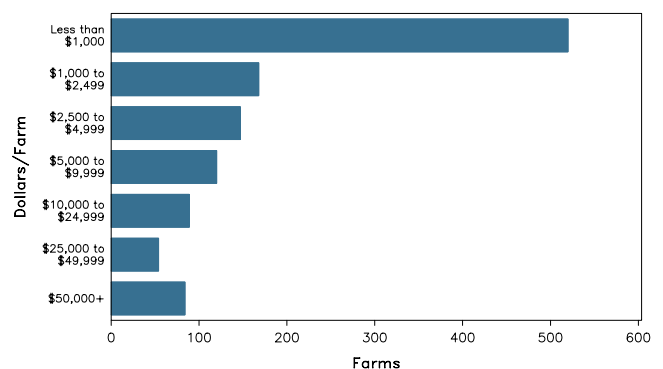
¹ Data were collected for a maximum of three operators per farm. ² Operators reporting selected race alone or in combination with other races.

Farms with American Indian or Alaska Native Operators

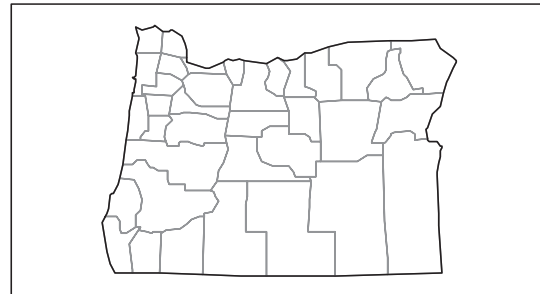
Farms by Size



Farms by Economic Size



2007 CENSUS OF AGRICULTURE



Oregon

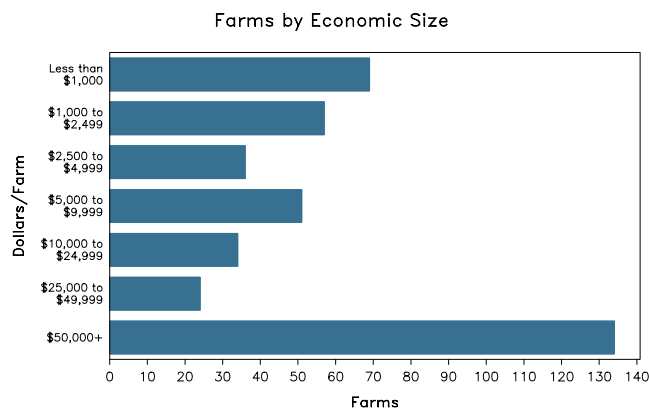
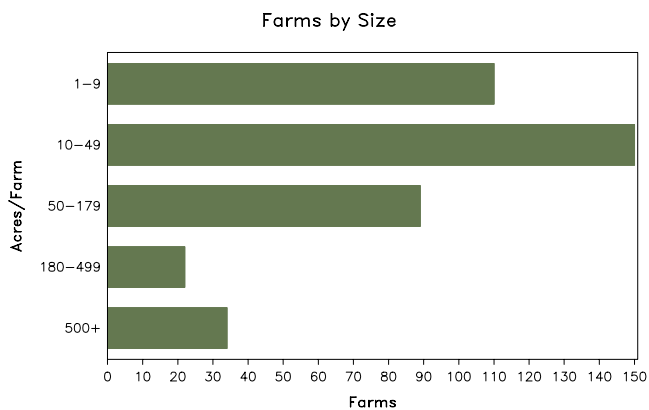
Farms with Asian Operators Compared with All Farms

	Asian Operators ²	All Farms
Number of Farm Operators ¹	506	63,110
Number of Farms	405	38,553
Land in Farms	56,047 acres	16,399,647 acres
Average Size of Farm	138 acres	425 acres
Market Value of Products Sold	\$93,029,000	\$4,386,143,000
Crop Sales	\$73,991,000	\$2,976,087,000
Livestock Sales	\$19,039,000	\$1,410,055,000
Average Per Farm	\$229,701	\$113,769
Government Payments	\$445,000	\$76,491,000
Average Per Farm Receiving Payments	\$6,642	\$14,954

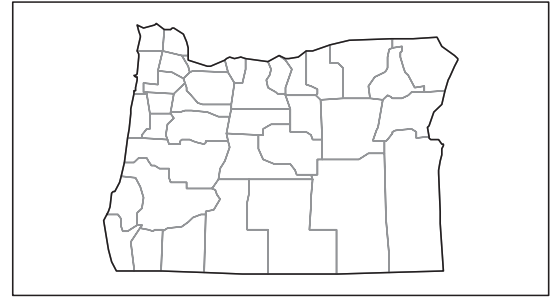
(D) Cannot be disclosed. See "Census of Agriculture, Volume 1, Geographic Area Series" for complete footnotes.

¹ Data were collected for a maximum of three operators per farm. ² Operators reporting selected race alone or in combination with other races.

Farms with Asian Operators



2007 CENSUS OF AGRICULTURE



Oregon

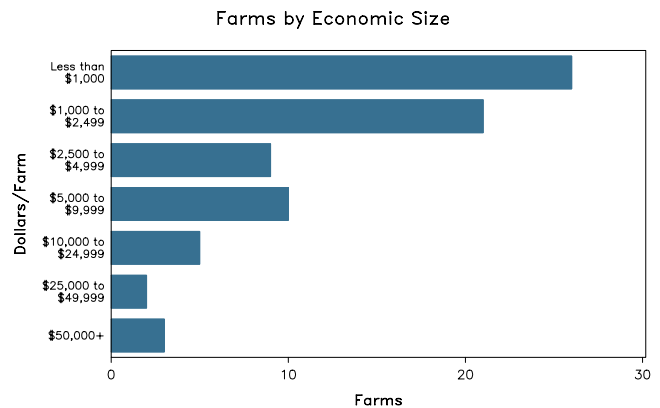
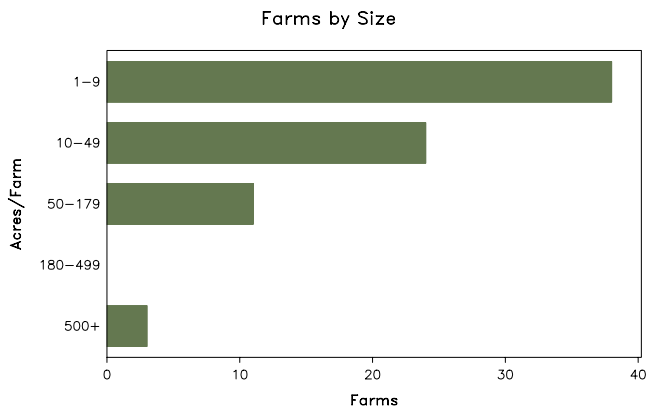
Farms with Black or African American Operators Compared with All Farms

	Black or African American Operators ²	All Farms
Number of Farm Operators ¹	80	63,110
Number of Farms	76	38,553
Land in Farms	4,559 acres	16,399,647 acres
Average Size of Farm	60 acres	425 acres
Market Value of Products Sold	\$555,000	\$4,386,143,000
Crop Sales	\$199,000	\$2,976,087,000
Livestock Sales	\$356,000	\$1,410,055,000
Average Per Farm	\$7,303	\$113,769
Government Payments	-	\$76,491,000
Average Per Farm Receiving Payments	-	\$14,954

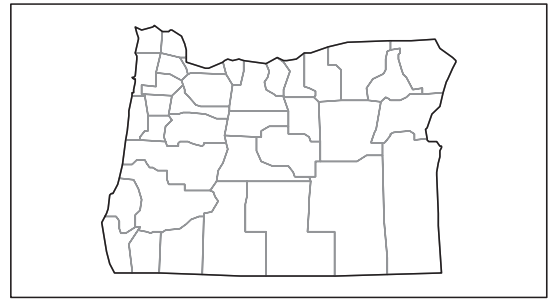
(D) Cannot be disclosed. See "Census of Agriculture, Volume 1, Geographic Area Series" for complete footnotes.

¹ Data were collected for a maximum of three operators per farm. ² Operators reporting selected race alone or in combination with other races.

Farms with Black or African American Operators



2007 CENSUS OF AGRICULTURE



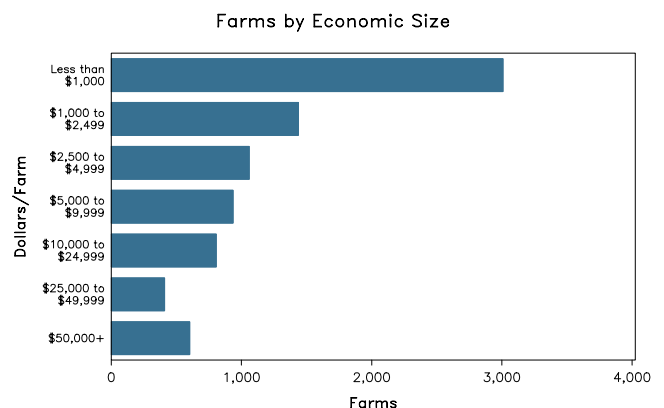
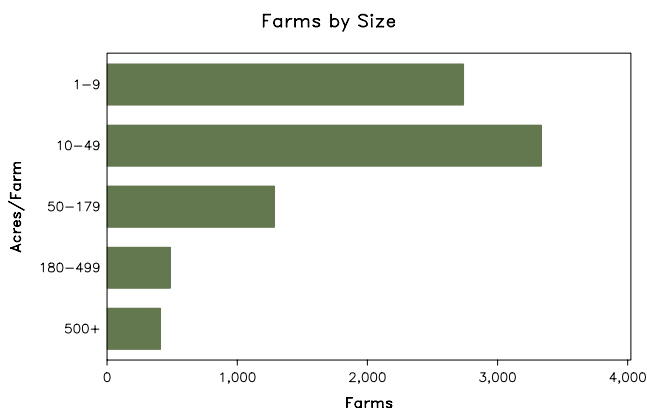
Oregon

Farms with Women Principal Operators Compared with All Farms

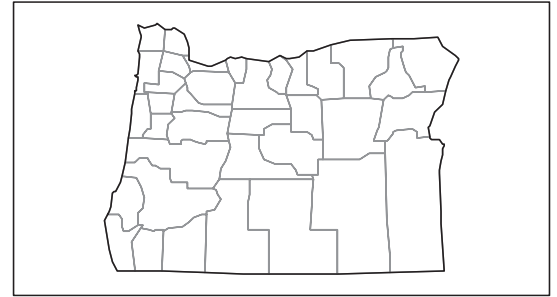
	Women Principal Operators	All Farms
Number of Farms	8,255	38,553
Land in Farms	1,427,753 acres	16,399,647 acres
Average Size of Farm	173 acres	425 acres
Market Value of Products Sold	\$207,236,000	\$4,386,143,000
Crop Sales	\$132,807,000	\$2,976,087,000
Livestock Sales	\$74,429,000	\$1,410,055,000
Average Per Farm	\$25,104	\$113,769
Government Payments	\$7,072,000	\$76,491,000
Average Per Farm Receiving Payments	\$10,964	\$14,954

(D) Cannot be disclosed. See "Census of Agriculture, Volume 1, Geographic Area Series" for complete footnotes.

Farms with Women Principal Operators



2007 CENSUS OF AGRICULTURE



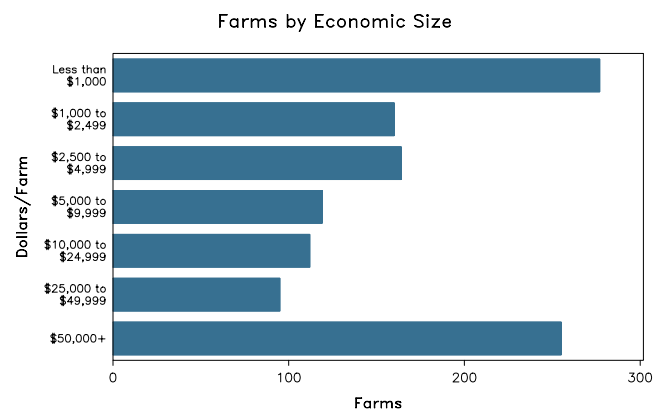
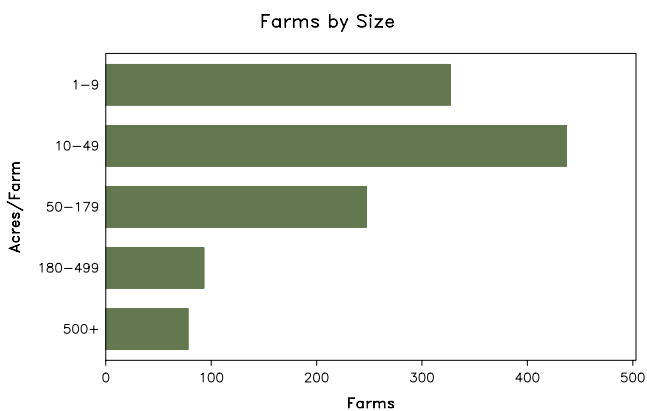
Oregon

Farms with Spanish, Hispanic, or Latino Operators Compared with All Farms

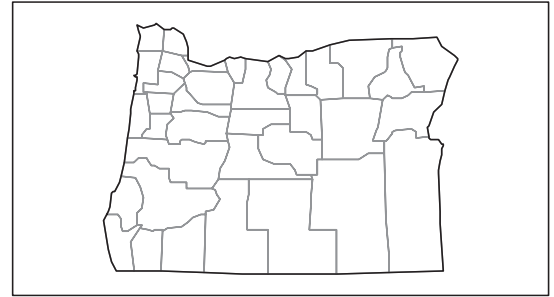
	Spanish, Hispanic, or Latino Operators	All Farms
Number of Farm Operators ¹	1,330	63,110
Number of Farms	1,182	38,553
Land in Farms	476,530 acres	16,399,647 acres
Average Size of Farm	403 acres	425 acres
Market Value of Products Sold	\$291,589,000	\$4,386,143,000
Crop Sales	\$175,594,000	\$2,976,087,000
Livestock Sales	\$115,995,000	\$1,410,055,000
Average Per Farm	\$246,691	\$113,769
Government Payments	\$1,446,000	\$76,491,000
Average Per Farm Receiving Payments	\$12,684	\$14,954

(D) Cannot be disclosed. See "Census of Agriculture, Volume 1, Geographic Area Series" for complete footnotes.
¹ Data were collected for a maximum of three operators per farm.

Farms with Spanish, Hispanic, or Latino Operators



2007 CENSUS OF AGRICULTURE



Oregon

Farms with Native Hawaiian or Other Pacific Islander Operators Compared with All Farms

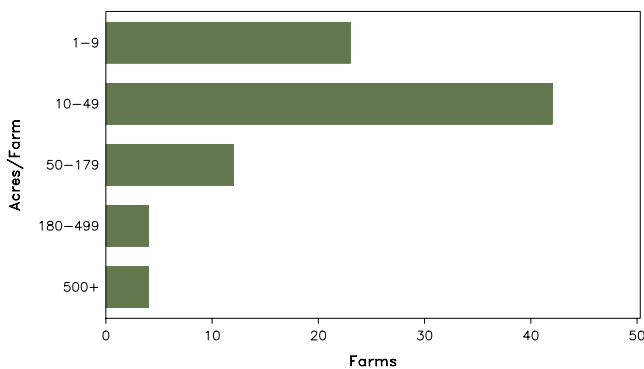
	Native Hawaiian or Other Pacific Islander Operators ²	All Farms
Number of Farm Operators ¹	94	63,110
Number of Farms	85	38,553
Land in Farms	11,092 acres	16,399,647 acres
Average Size of Farm	130 acres	425 acres
Market Value of Products Sold	(D)	\$4,386,143,000
Crop Sales	\$4,367,000	\$2,976,087,000
Livestock Sales	(D)	\$1,410,055,000
Average Per Farm	(D)	\$113,769
Government Payments	(D)	\$76,491,000
Average Per Farm Receiving Payments	(D)	\$14,954

(D) Cannot be disclosed. See "Census of Agriculture, Volume 1, Geographic Area Series" for complete footnotes.

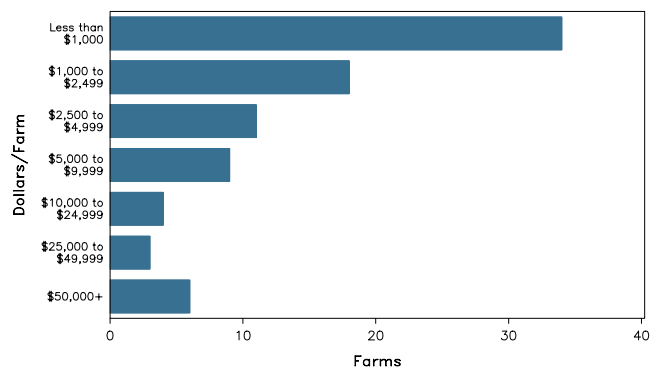
¹ Data were collected for a maximum of three operators per farm. ² Operators reporting selected race alone or in combination with other races.

Farms with Native Hawaiian or Other Pacific Islander Operators

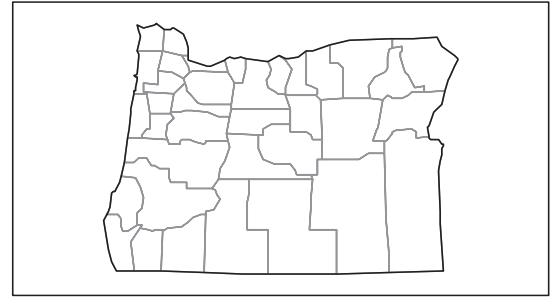
Farms by Size



Farms by Economic Size



2007 CENSUS OF AGRICULTURE



Oregon

Farms with White Operators Compared with All Farms

	White Operators ²	All Farms
Number of Farm Operators ¹	61,672	63,110
Number of Farms	37,976	38,553
Land in Farms	15,818,852 acres	16,399,647 acres
Average Size of Farm	417 acres	425 acres
Market Value of Products Sold	\$4,313,062,000	\$4,386,143,000
Crop Sales	\$2,907,305,000	\$2,976,087,000
Livestock Sales	\$1,405,757,000	\$1,410,055,000
Average Per Farm	\$113,573	\$113,769
Government Payments	\$76,058,000	\$76,491,000
Average Per Farm Receiving Payments	\$15,022	\$14,954

(D) Cannot be disclosed. See "Census of Agriculture, Volume 1, Geographic Area Series" for complete footnotes.

¹ Data were collected for a maximum of three operators per farm. ² Operators reporting selected race alone or in combination with other races.

Farms with White Operators

