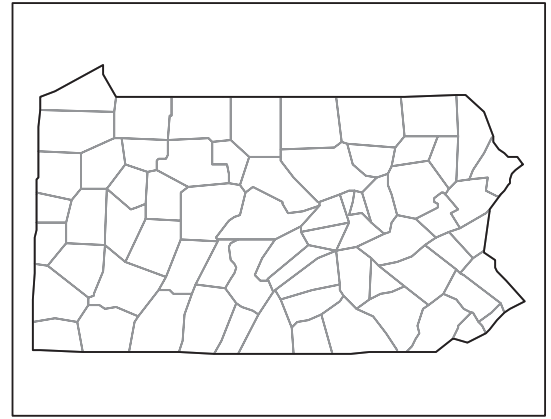


2007 CENSUS OF AGRICULTURE



Pennsylvania

Farms with American Indian or Alaska Native Operators Compared with All Farms

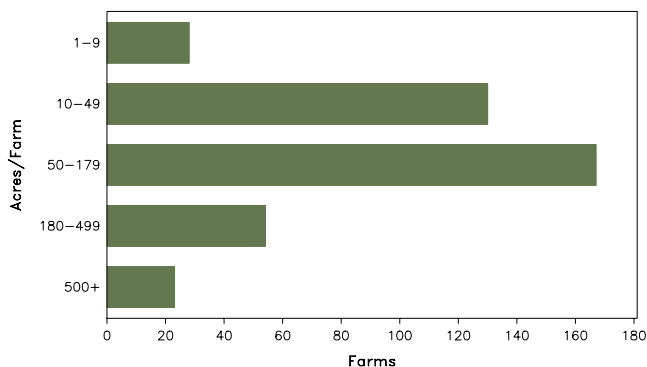
	American Indian or Alaska Native Operators ²	All Farms
Number of Farm Operators ¹	462	92,790
Number of Farms	402	63,163
Land in Farms	57,814 acres	7,809,244 acres
Average Size of Farm	144 acres	124 acres
Market Value of Products Sold	\$32,428,000	\$5,808,803,000
Crop Sales	\$9,449,000	\$1,869,706,000
Livestock Sales	\$22,979,000	\$3,939,097,000
Average Per Farm	\$80,667	\$91,965
Government Payments	\$574,000	\$75,975,000
Average Per Farm Receiving Payments	\$5,467	\$4,356

(D) Cannot be disclosed. See "Census of Agriculture, Volume 1, Geographic Area Series" for complete footnotes.

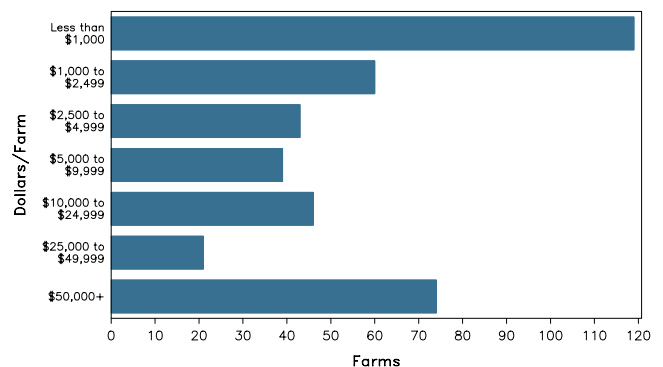
¹ Data were collected for a maximum of three operators per farm. ² Operators reporting selected race alone or in combination with other races.

Farms with American Indian or Alaska Native Operators

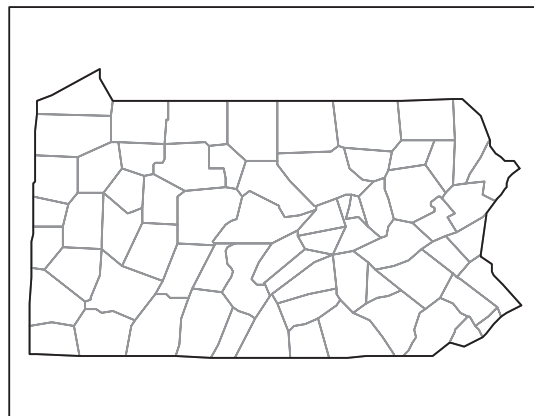
Farms by Size



Farms by Economic Size



2007 CENSUS OF AGRICULTURE



Pennsylvania

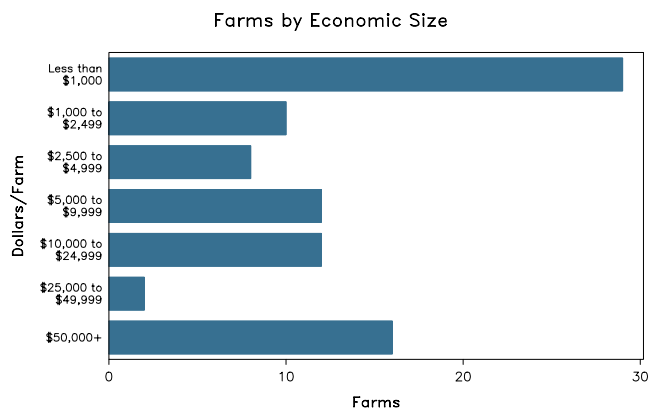
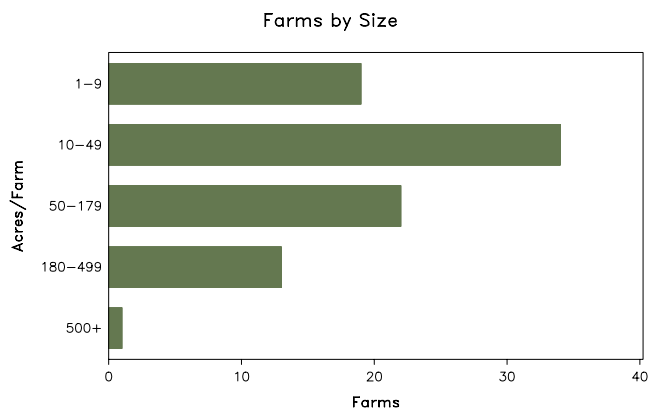
Farms with Asian Operators Compared with All Farms

	Asian Operators ²	All Farms
Number of Farm Operators ¹	106	92,790
Number of Farms	89	63,163
Land in Farms	7,539 acres	7,809,244 acres
Average Size of Farm	85 acres	124 acres
Market Value of Products Sold		
Crop Sales	\$6,265,000	\$5,808,803,000
Livestock Sales	\$2,600,000	\$1,869,706,000
Average Per Farm	\$3,665,000	\$3,939,097,000
Government Payments		
Average Per Farm Receiving Payments	\$70,393	\$91,965
	\$59,000	\$75,975,000
	\$2,950	\$4,356

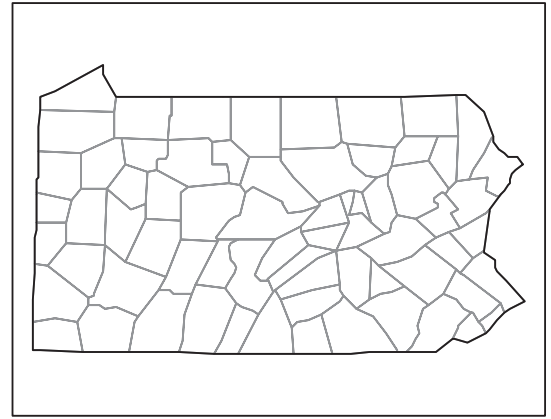
(D) Cannot be disclosed. See "Census of Agriculture, Volume 1, Geographic Area Series" for complete footnotes.

¹ Data were collected for a maximum of three operators per farm. ² Operators reporting selected race alone or in combination with other races.

Farms with Asian Operators



2007 CENSUS OF AGRICULTURE



Pennsylvania

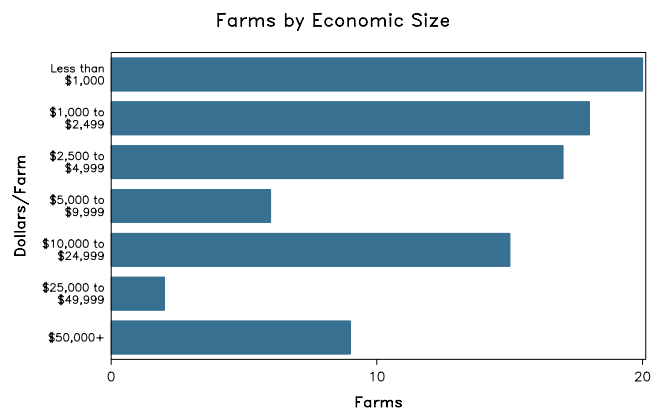
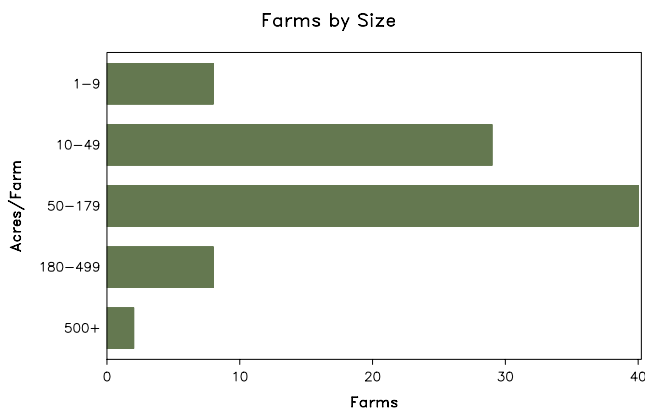
Farms with Black or African American Operators Compared with All Farms

	Black or African American Operators ²	All Farms
Number of Farm Operators ¹	123	92,790
Number of Farms	87	63,163
Land in Farms	9,017 acres	7,809,244 acres
Average Size of Farm	104 acres	124 acres
Market Value of Products Sold		
Crop Sales	\$18,553,000	\$5,808,803,000
Livestock Sales	\$13,541,000	\$1,869,706,000
Average Per Farm	\$5,012,000	\$3,939,097,000
	\$213,253	\$91,965
Government Payments		
Average Per Farm Receiving Payments	\$132,000	\$75,975,000
	\$6,600	\$4,356

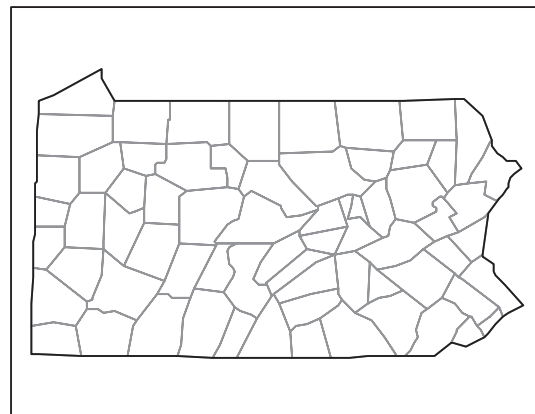
(D) Cannot be disclosed. See "Census of Agriculture, Volume 1, Geographic Area Series" for complete footnotes.

¹ Data were collected for a maximum of three operators per farm. ² Operators reporting selected race alone or in combination with other races.

Farms with Black or African American Operators



2007 CENSUS OF AGRICULTURE



Pennsylvania

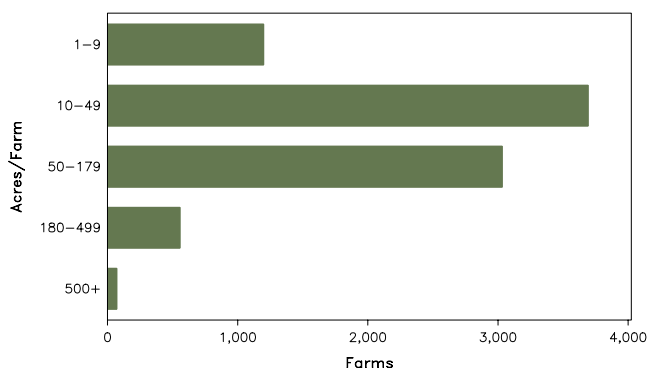
Farms with Women Principal Operators Compared with All Farms

	Women Principal Operators	All Farms
Number of Farms	8,550	63,163
Land in Farms	585,218 acres	7,809,244 acres
Average Size of Farm	68 acres	124 acres
Market Value of Products Sold	\$212,493,000	\$5,808,803,000
Crop Sales	\$78,355,000	\$1,869,706,000
Livestock Sales	\$134,137,000	\$3,939,097,000
Average Per Farm	\$24,853	\$91,965
Government Payments	\$4,655,000	\$75,975,000
Average Per Farm Receiving Payments	\$3,027	\$4,356

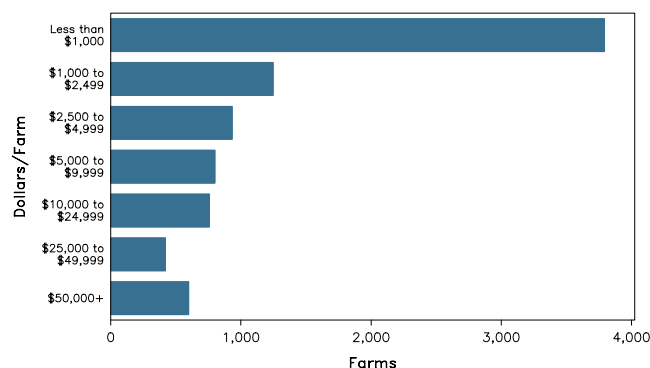
(D) Cannot be disclosed. See "Census of Agriculture, Volume 1, Geographic Area Series" for complete footnotes.

Farms with Women Principal Operators

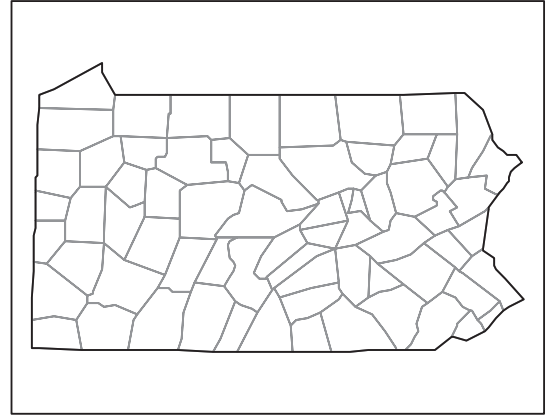
Farms by Size



Farms by Economic Size



2007 CENSUS OF AGRICULTURE



Pennsylvania

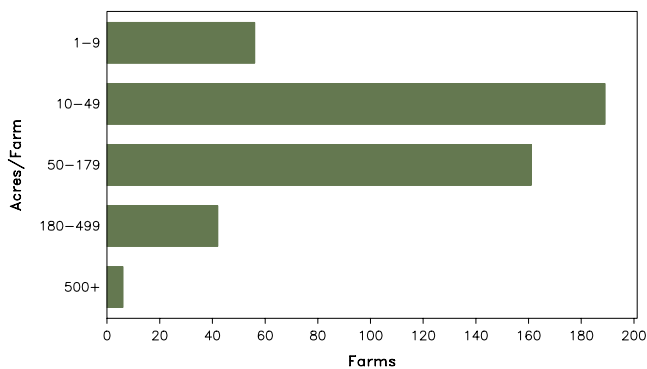
Farms with Spanish, Hispanic, or Latino Operators Compared with All Farms

	Spanish, Hispanic, or Latino Operators	All Farms
Number of Farm Operators ¹	526	92,790
Number of Farms	454	63,163
Land in Farms	35,962 acres	7,809,244 acres
Average Size of Farm	79 acres	124 acres
Market Value of Products Sold	\$68,172,000	\$5,808,803,000
Crop Sales	\$51,763,000	\$1,869,706,000
Livestock Sales	\$16,409,000	\$3,939,097,000
Average Per Farm	\$150,159	\$91,965
Government Payments	\$261,000	\$75,975,000
Average Per Farm Receiving Payments	\$2,747	\$4,356

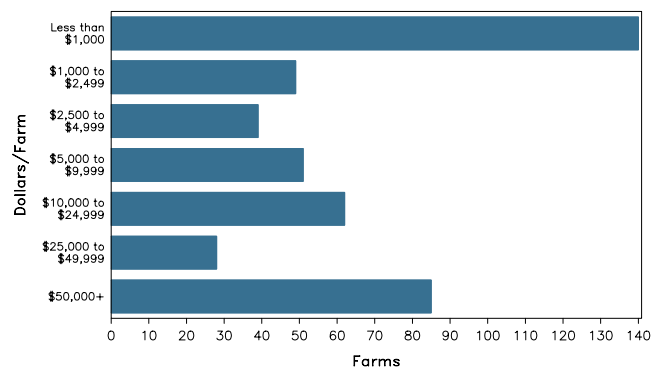
(D) Cannot be disclosed. See "Census of Agriculture, Volume 1, Geographic Area Series" for complete footnotes.
¹ Data were collected for a maximum of three operators per farm.

Farms with Spanish, Hispanic, or Latino Operators

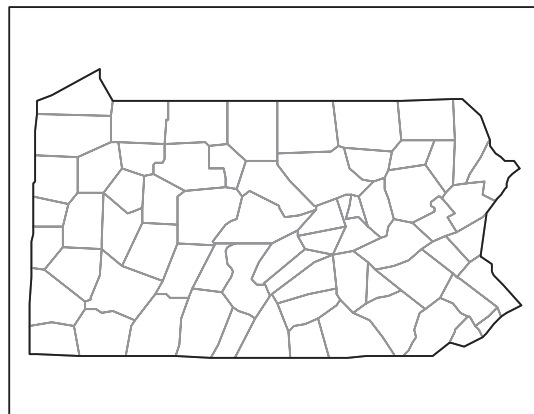
Farms by Size



Farms by Economic Size



2007 CENSUS OF AGRICULTURE



Pennsylvania

Farms with Native Hawaiian or Other Pacific Islander Operators Compared with All Farms

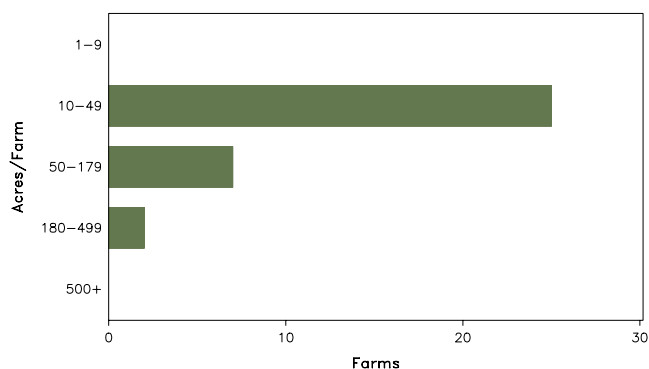
	Native Hawaiian or Other Pacific Islander Operators ²	All Farms
Number of Farm Operators ¹	34	92,790
Number of Farms	34	63,163
Land in Farms	1,780 acres	7,809,244 acres
Average Size of Farm	52 acres	124 acres
Market Value of Products Sold	(D)	\$5,808,803,000
Crop Sales	\$227,000	\$1,869,706,000
Livestock Sales	(D)	\$3,939,097,000
Average Per Farm	(D)	\$91,965
Government Payments	(D)	\$75,975,000
Average Per Farm Receiving Payments	(D)	\$4,356

(D) Cannot be disclosed. See "Census of Agriculture, Volume 1, Geographic Area Series" for complete footnotes.

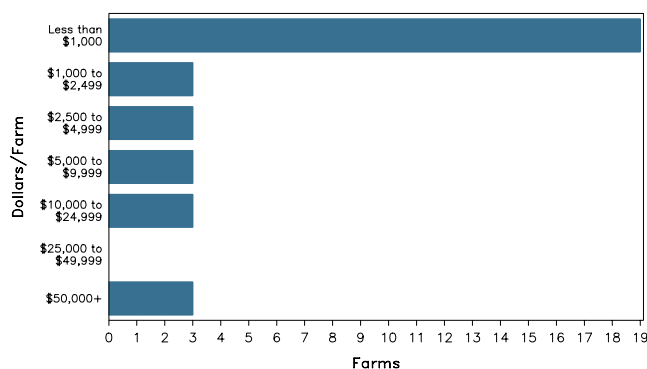
¹ Data were collected for a maximum of three operators per farm. ² Operators reporting selected race alone or in combination with other races.

Farms with Native Hawaiian or Other Pacific Islander Operators

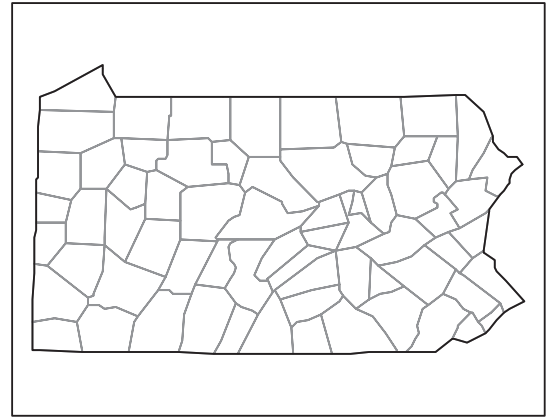
Farms by Size



Farms by Economic Size



2007 CENSUS OF AGRICULTURE



Pennsylvania

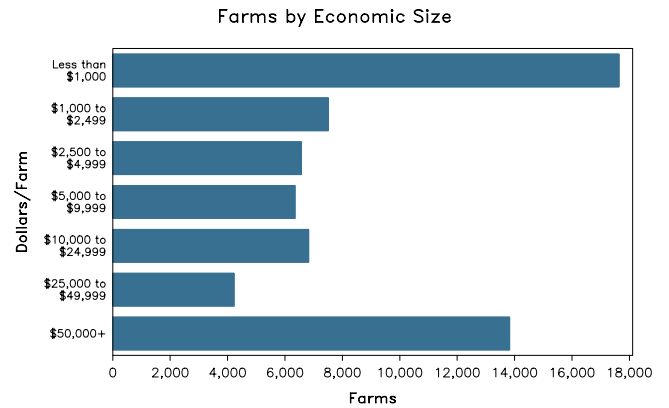
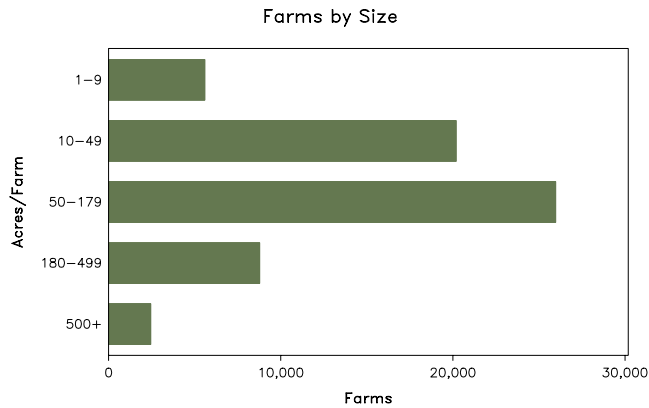
Farms with White Operators Compared with All Farms

	White Operators ²	All Farms
Number of Farm Operators ¹	92,293	92,790
Number of Farms	62,949	63,163
Land in Farms	7,784,867 acres	7,809,244 acres
Average Size of Farm	124 acres	124 acres
Market Value of Products Sold	\$5,796,893,000	\$5,808,803,000
Crop Sales	\$1,865,627,000	\$1,869,706,000
Livestock Sales	\$3,931,266,000	\$3,939,097,000
Average Per Farm	\$92,089	\$91,965
Government Payments	\$75,722,000	\$75,975,000
Average Per Farm Receiving Payments	\$4,354	\$4,356

(D) Cannot be disclosed. See "Census of Agriculture, Volume 1, Geographic Area Series" for complete footnotes.

¹ Data were collected for a maximum of three operators per farm. ² Operators reporting selected race alone or in combination with other races.

Farms with White Operators



United States Department of Agriculture
National Agricultural Statistics Service

www.agcensus.usda.gov