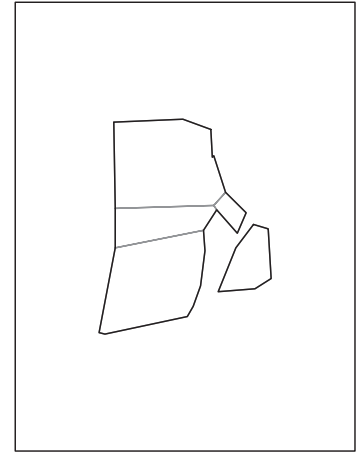


2007 CENSUS OF AGRICULTURE



Rhode Island

Farms with American Indian or Alaska Native Operators Compared with All Farms

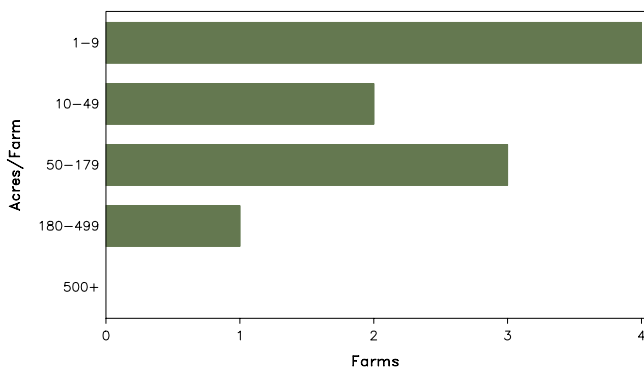
	American Indian or Alaska Native Operators ²	All Farms
Number of Farm Operators ¹	11	1,872
Number of Farms	10	1,219
Land in Farms	661 acres	67,819 acres
Average Size of Farm	66 acres	56 acres
Market Value of Products Sold	(D)	\$65,908,000
Crop Sales	(D)	\$55,602,000
Livestock Sales	(D)	\$10,306,000
Average Per Farm	(D)	\$54,067
Government Payments	(D)	\$743,000
Average Per Farm Receiving Payments	(D)	\$7,356

(D) Cannot be disclosed. See "Census of Agriculture, Volume 1, Geographic Area Series" for complete footnotes.

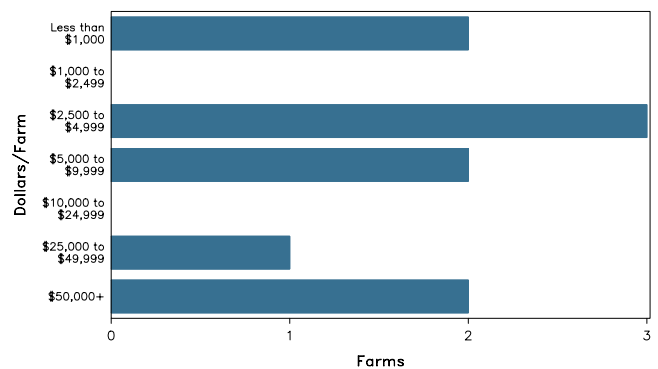
¹ Data were collected for a maximum of three operators per farm. ² Operators reporting selected race alone or in combination with other races.

Farms with American Indian or Alaska Native Operators

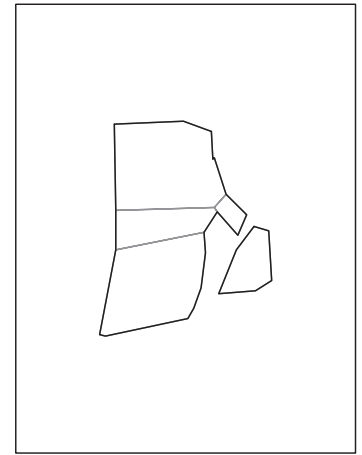
Farms by Size



Farms by Economic Size



2007 CENSUS OF AGRICULTURE



Rhode Island

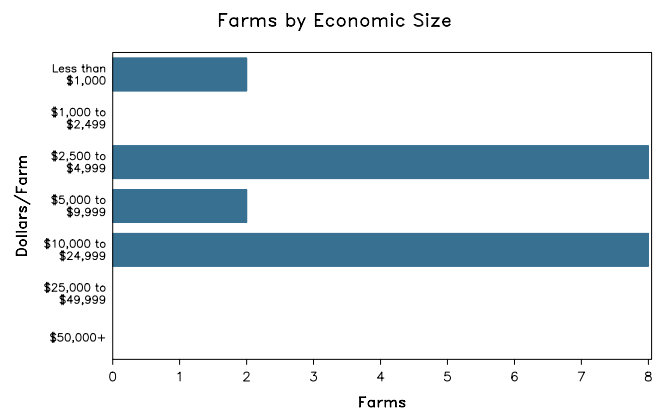
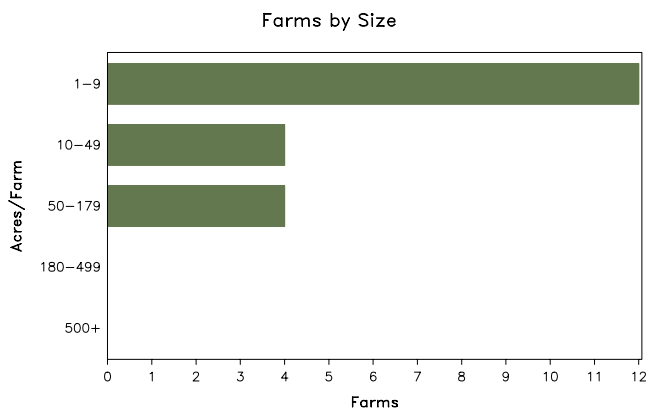
Farms with Asian Operators Compared with All Farms

	Asian Operators ²	All Farms
Number of Farm Operators ¹	28	1,872
Number of Farms	20	1,219
Land in Farms	498 acres	67,819 acres
Average Size of Farm	25 acres	56 acres
Market Value of Products Sold	\$166,000	\$65,908,000
Crop Sales	(D)	\$55,602,000
Livestock Sales	(D)	\$10,306,000
Average Per Farm	\$8,300	\$54,067
Government Payments	-	\$743,000
Average Per Farm Receiving Payments	-	\$7,356

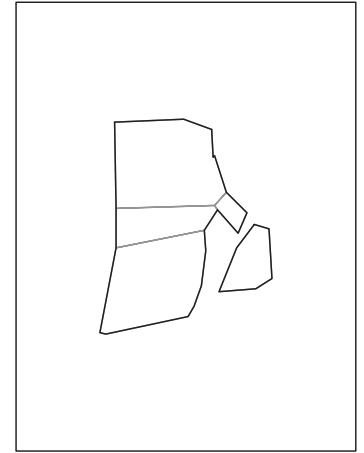
(D) Cannot be disclosed. See "Census of Agriculture, Volume 1, Geographic Area Series" for complete footnotes.

¹ Data were collected for a maximum of three operators per farm. ² Operators reporting selected race alone or in combination with other races.

Farms with Asian Operators



2007 CENSUS OF AGRICULTURE



Rhode Island

Farms with Black or African American Operators Compared with All Farms

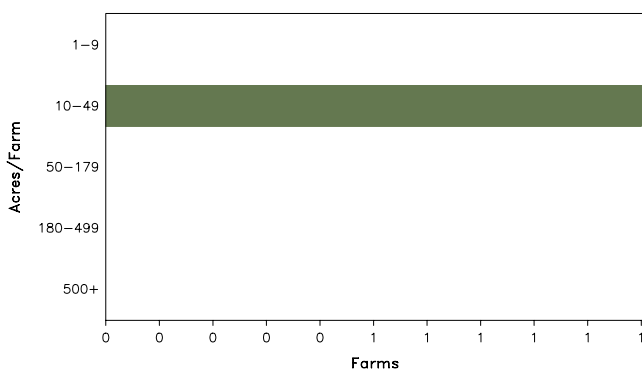
	Black or African American Operators ²	All Farms
Number of Farm Operators ¹	1	1,872
Number of Farms	1	1,219
Land in Farms	(D)	67,819 acres
Average Size of Farm	(D)	56 acres
Market Value of Products Sold	(D)	\$65,908,000
Crop Sales	-	\$55,602,000
Livestock Sales	(D)	\$10,306,000
Average Per Farm	(D)	\$54,067
Government Payments	-	\$743,000
Average Per Farm Receiving Payments	-	\$7,356

(D) Cannot be disclosed. See "Census of Agriculture, Volume 1, Geographic Area Series" for complete footnotes.

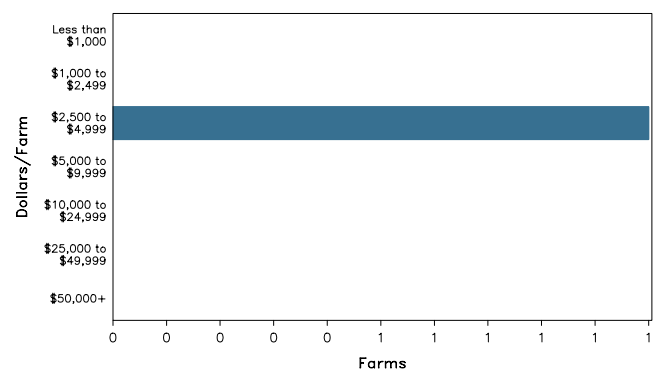
¹ Data were collected for a maximum of three operators per farm. ² Operators reporting selected race alone or in combination with other races.

Farms with Black or African American Operators

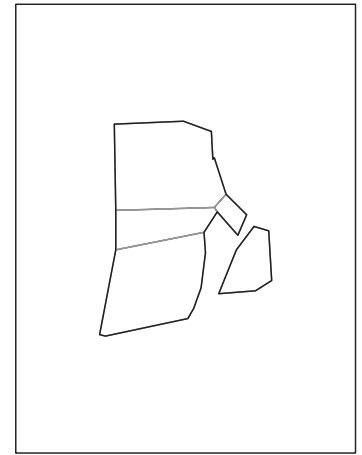
Farms by Size



Farms by Economic Size



2007 CENSUS OF AGRICULTURE



Rhode Island

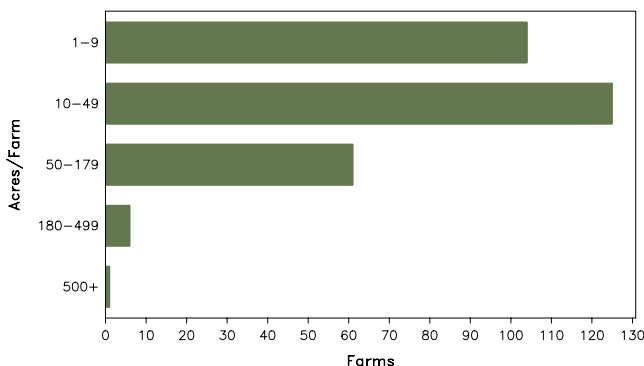
Farms with Women Principal Operators Compared with All Farms

	Women Principal Operators	All Farms
Number of Farms	297	1,219
Land in Farms	10,245 acres	67,819 acres
Average Size of Farm	34 acres	56 acres
Market Value of Products Sold	\$9,100,000	\$65,908,000
Crop Sales	\$7,985,000	\$55,602,000
Livestock Sales	\$1,116,000	\$10,306,000
Average Per Farm	\$30,640	\$54,067
Government Payments	\$26,000	\$743,000
Average Per Farm Receiving Payments	\$2,000	\$7,356

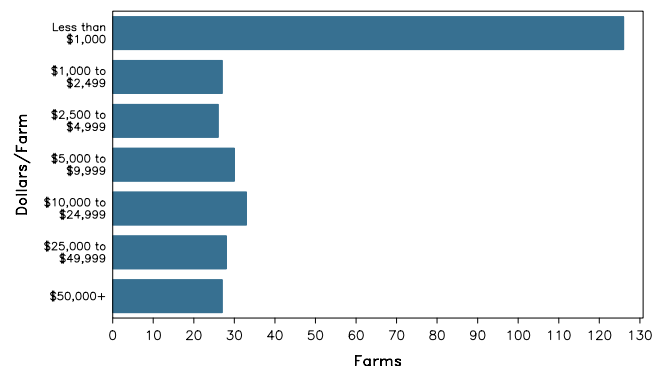
(D) Cannot be disclosed. See "Census of Agriculture, Volume 1, Geographic Area Series" for complete footnotes.

Farms with Women Principal Operators

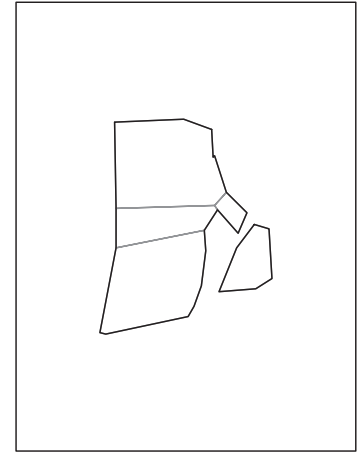
Farms by Size



Farms by Economic Size



2007 CENSUS OF AGRICULTURE



Rhode Island

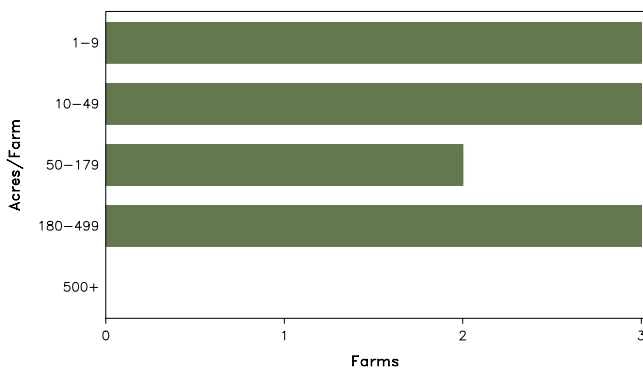
Farms with Spanish, Hispanic, or Latino Operators Compared with All Farms

	Spanish, Hispanic, or Latino Operators	All Farms
Number of Farm Operators ¹	11	1,872
Number of Farms	11	1,219
Land in Farms	1,402 acres	67,819 acres
Average Size of Farm	127 acres	56 acres
Market Value of Products Sold	\$163,000	\$65,908,000
Crop Sales	(D)	\$55,602,000
Livestock Sales	(D)	\$10,306,000
Average Per Farm	\$14,818	\$54,067
Government Payments	-	\$743,000
Average Per Farm Receiving Payments	-	\$7,356

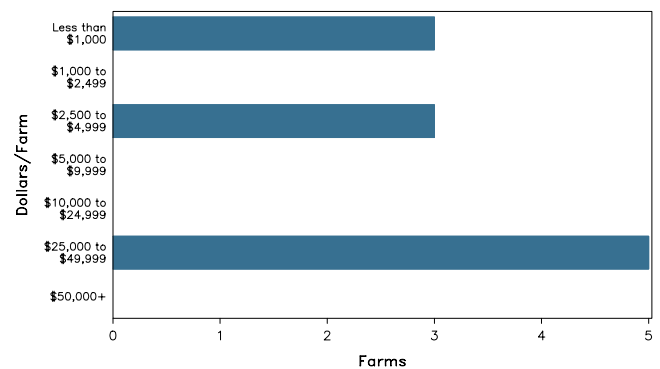
(D) Cannot be disclosed. See "Census of Agriculture, Volume 1, Geographic Area Series" for complete footnotes.
¹ Data were collected for a maximum of three operators per farm.

Farms with Spanish, Hispanic, or Latino Operators

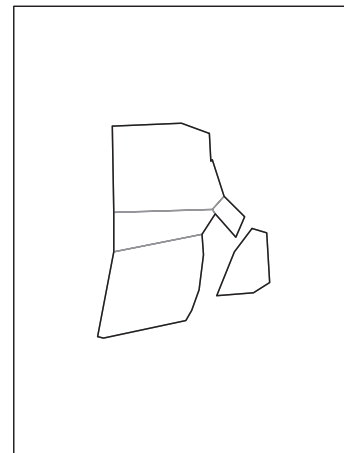
Farms by Size



Farms by Economic Size



2007 CENSUS OF AGRICULTURE



Rhode Island

Farms with Native Hawaiian or Other Pacific Islander Operators Compared with All Farms

	Native Hawaiian or Other Pacific Islander Operators ²	All Farms
Number of Farm Operators ¹	-	1,872
Number of Farms	-	1,219
Land in Farms	-	67,819 acres
Average Size of Farm	-	56 acres
Market Value of Products Sold	-	\$65,908,000
Crop Sales	-	\$55,602,000
Livestock Sales	-	\$10,306,000
Average Per Farm	-	\$54,067
Government Payments	-	\$743,000
Average Per Farm Receiving Payments	-	\$7,356

(D) Cannot be disclosed. See "Census of Agriculture, Volume 1, Geographic Area Series" for complete footnotes.

¹ Data were collected for a maximum of three operators per farm. ² Operators reporting selected race alone or in combination with other races.

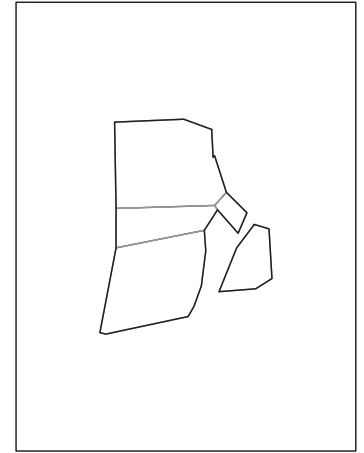
Farms with Native Hawaiian or Other Pacific Islander Operators

 File @TMPL_CHART1@ goes hereCould not
 locate input file
 @tmp_chart1@

 File @TMPL_CHART2@ goes hereCould not
 locate input file
 @tmp_chart2@



2007 CENSUS OF AGRICULTURE



Rhode Island

Farms with White Operators Compared with All Farms

	White Operators ²	All Farms
Number of Farm Operators ¹	1,840	1,872
Number of Farms	1,203	1,219
Land in Farms	67,681 acres	67,819 acres
Average Size of Farm	56 acres	56 acres
Market Value of Products Sold	\$65,752,000	\$65,908,000
Crop Sales	\$55,456,000	\$55,602,000
Livestock Sales	\$10,296,000	\$10,306,000
Average Per Farm	\$54,657	\$54,067
Government Payments	\$743,000	\$743,000
Average Per Farm Receiving Payments	\$7,356	\$7,356

(D) Cannot be disclosed. See "Census of Agriculture, Volume 1, Geographic Area Series" for complete footnotes.

¹ Data were collected for a maximum of three operators per farm. ² Operators reporting selected race alone or in combination with other races.

Farms with White Operators

